


## Safety Belt Use



*Only nine states rank lower in safety belt use than Missouri.*

### Missouri Statewide




2015	2016
641 Killed	688 Killed
63% Unbelted	62% Unbelted

### Teens (15-19)



2015	2016
64 Killed	72 Killed
75% Unbelted	78% Unbelted



### What are Drivers' Odds?

IN A CRASH:

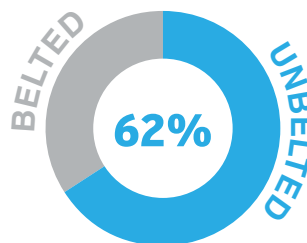
**Unbelted - 1 in 27** chance of being killed.

**Belted - 1 in 1,239** chance of being killed.



### Pass a Primary, SAVE:

**43 Lives**  
536 Serious Injuries  
\$118 million in costs



### The REALITY:

From 2014 to 2016,  
**62% of all drivers and passengers** killed in crashes were **unrestrained.**

### Pickup



2015	2016
149 Killed	145 Killed
77% Unbelted	69% Unbelted



Missouri Coalition  
for **Roadway Safety**



Sources: Data Sources: Missouri State Highway Patrol, Missouri Department of Transportation, National Highway Traffic Safety Administration