

www.agbizlogic.com



Data is always in Season

Thank you for visiting the AgBiz Logic™ web site. This site is an economic, financial and environmental accounting decision tool to assist agribusinesses that grow, harvest, package, add-value, and sell agricultural products.

[Sign Up Free](#)

AgBiz Logic (ABL) is a suite of economic, financial, and environmental decision-support tools that enable producers to increase or assess profitability while assessing environmental trade-offs.

AgBiz Logic™

AgBizClimate

- Assess impact to net returns from seasonal climate forecasts or future climate projections.

AgBiz Logic™

AgBizClimate

Region and Climate Scenario Selection

Select the state (and county) where your enterprises are located in order to get climate information tailored to your county.

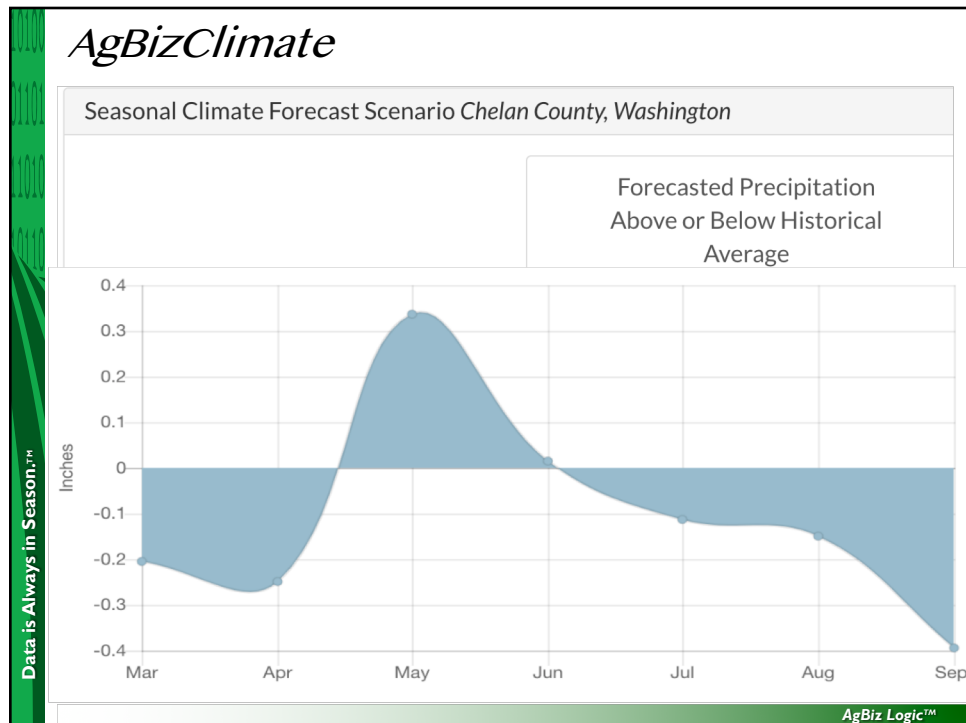
Climate Scenario Type
Seasonal Climate Forecast (six-month outlook) ←

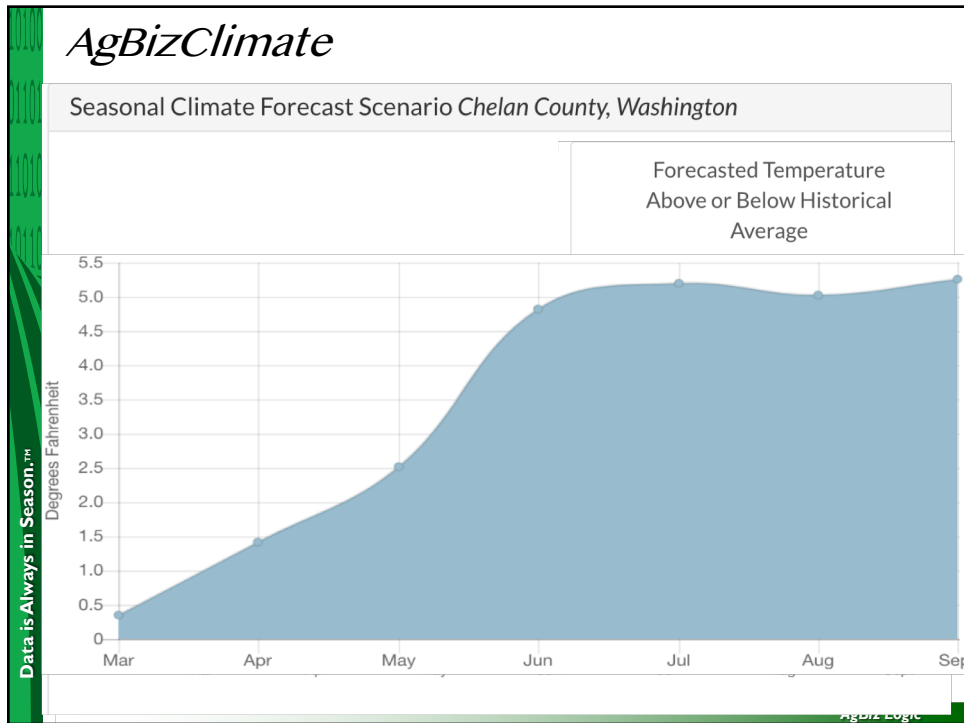
State
Washington

County
Chelan

Data is Always in Season.™

AgBiz Logic™





AgBizClimate

Summary

My Cherry Farm

Budgets in AgBizClimate Scenario

Title	Impact % 📈	Net Returns	Change in Net Returns
Bing Sweet Cherries, Block A, Smith Farm		-\$820.00	
Bing Sweet Cherries, Block A, Smith Farm - After	15.0%	\$380.00	\$1,200.00
Bing Sweet Cherries, Block A, Smith Farm		-\$820.00	
Bing Sweet Cherries, Block A, Smith Farm - After	-10.0%	-\$1,252.00	-\$432.00

Data is Always in Season.™


AgBiz Logic™

AgBizClimate

Region and Climate Scenario Selection

Select the state (and county) where your enterprises are located in order to get climate information tailored to your county.

Climate Scenario Type

Future Climate Projection (2030s compared to historical baseline) 

State

Washington

County

Chelan

Data is Always in Season.™

AgBiz Logic™


AgBizClimate

✓ Select

- Chilling Hours Accumulation (32–45°F; Nov–Mar)
- Chilling Hours Total (32–45°F; Nov–Mar)
- Cold Snap Event Frequency
- Coldest Night Temperature
- Diurnal Temperature Range
- Evaporation
- First Fall Freeze
- Frost Days Frequency
- Growing Degree Days Accumulation (Base 50°F)**
- Growing Degree Days Total (Base 32°F)
- Growing Degree Days Total (Base 37.4°F)
- Growing Degree Days Total (Base 41°F)
- Growing Degree Days Total (Base 50°F)
- Growing Degree Days Total (Base 50°F)/10C
- Growing Season Length
- Heat Wave Event Frequency
- Heavy Precipitation Event Frequency
- Hottest Day Temperature
- Last Spring Freeze
- Longest Dry Spell Length
- Longest Wet Spell Length
- Maximum Temperature
- Mean Temperature
- Minimum Temperature
- Potential Evapotranspiration (Spring)
- Precipitation
- Snow Water Equivalent (April 1)
- Total Soil Moisture (Spring)
- Tropical Nights Frequency
- Warm Days Frequency

Data is Always in Season.™

AgBiz Logic™



Climate Variable Selection

Variable Selection

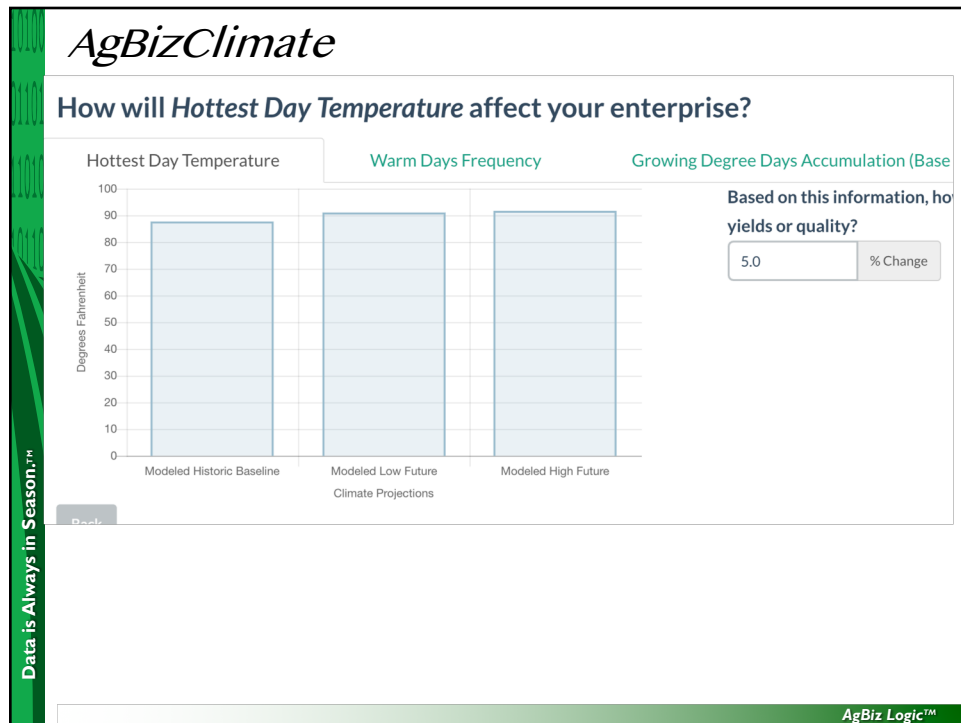
Bing Sweet Cherries, Block A, Smith Farm yields and/or product quality are the factors most likely to be affected by climate change. Select the 3 most important climate variables you think will impact these factors.

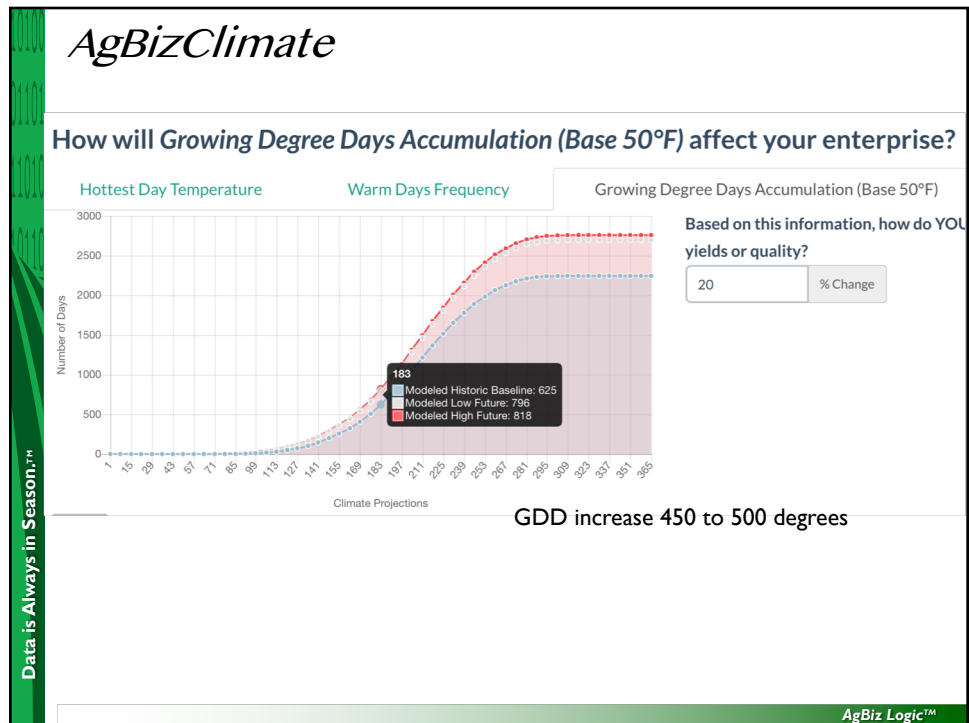
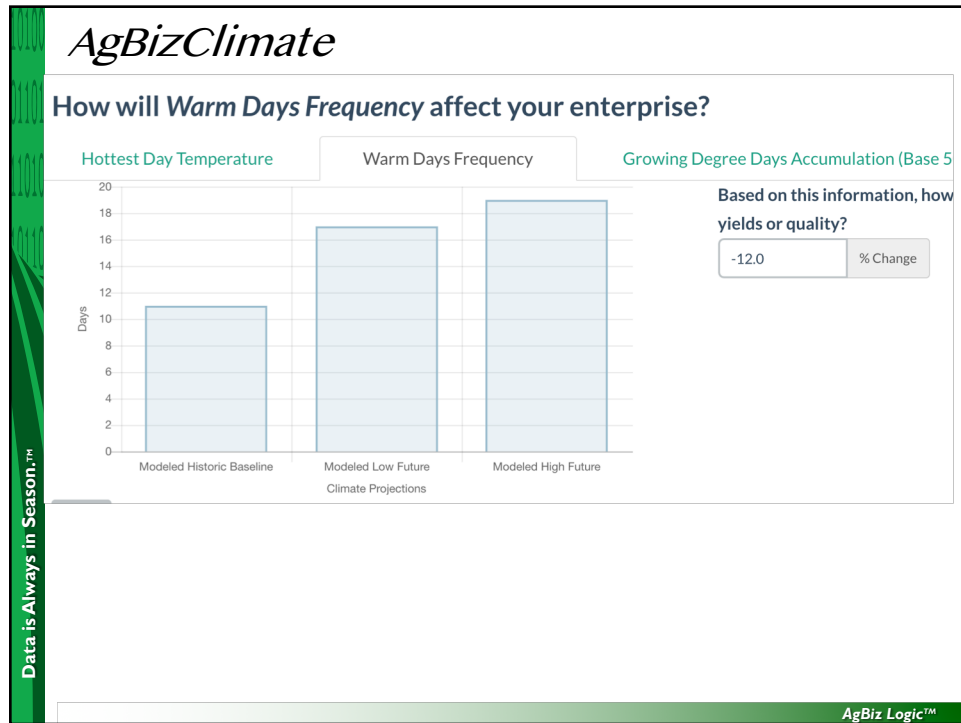
Selected Variables

Hottest Day Temperature	Remove
Warm Days Frequency	Remove
Growing Degree Days Accumulation (Base 50°F)	Remove

Data is Always in Season.™

AgBiz Logic™





Climate Variable	Estimated Effects on Yields
Hottest Day Temperature	Your estimate: 5.0%
Warm Days Frequency	Your estimate: -12.0%
Growing Degree Days Accumulation (Base 50°F)	Your estimate: 20.0%
Climate Focus Groups	Coming Soon!
Crop Models	Coming Soon!

Your Estimated Changes

% Change

Data is Always in Season.™

AgBiz Logic™

Budgets in AgBizClimate Scenario				Hide
Title	Impact % ⓘ	Net Returns	Change in Net Returns	
Bing Sweet Cherries, Block A, Smith Farm		-\$820.00		
Bing Sweet Cherries, Block A, Smith Farm - After	7.0%	-\$517.60	\$302.40	

Data is Always in Season.™

AgBiz Logic™