

PD10R and PD100FR-CU Snow Guard Installation Instructions

ROOF TYPES

- Existing Slate (shown)
- Existing Synthetic Shake or Slate (For synthetic materials $\leq 3/8$ " thickness)

PRE-INSTALLATION

The standard size for the PD10R strap is 13 $3/8$ " (L), with a 1 $1/4$ " hook (T).

- This will fit slate / shake / synthetic slate & shakes from 16"-20" long.
- Overall length for standard PD10R is 16 $3/8$ ".

To determine appropriate strap length (L), add amount of hidden slate to 3x the thickness of the slate.

The minimum hook length (T) is 1".

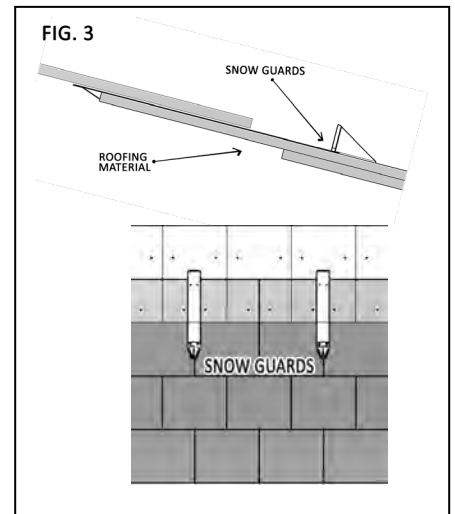
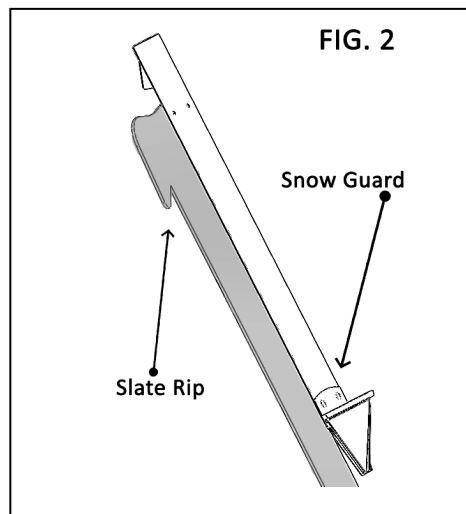
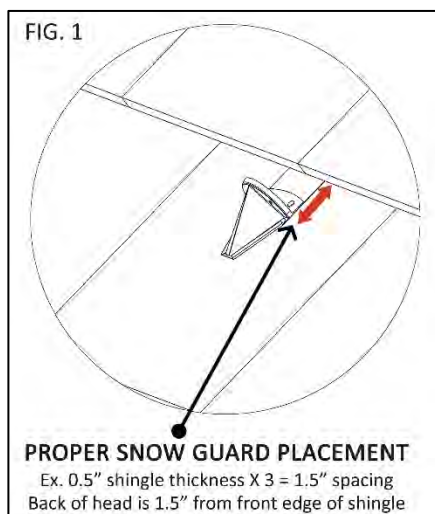
- For thicker slates, the hook may need to be longer than the thickness of the slate (*fig. 1*).

Custom snow guards are available. Contact Alpine SnowGuards 888.766.4273 with any questions.

INSTALLATION

1. Hook snow guard over end of a slater's rip or similar tool (*fig. 2*).
2. Using slater's rip, slide snow guard between the 3rd and 4th courses so the hook engages top edge of slate (*fig. 3*).
3. Pull the rip out and pull snow guard down into place so that it engages top of the slate.

Note: It may be necessary to repeat above steps if snow guard does not "hook".



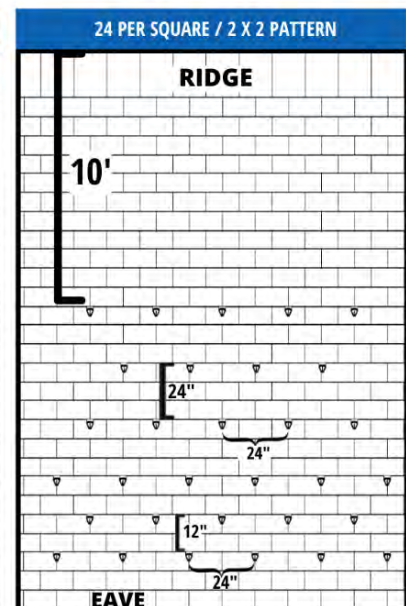
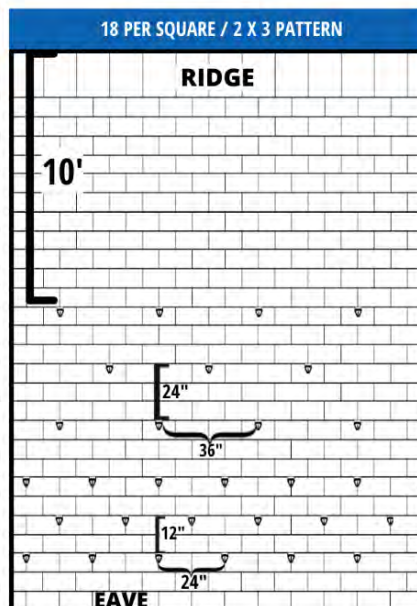
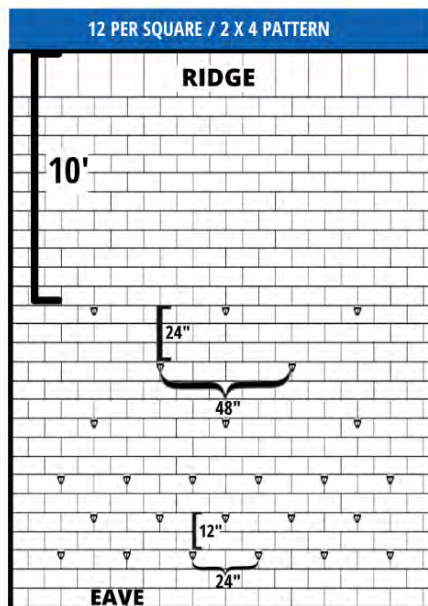
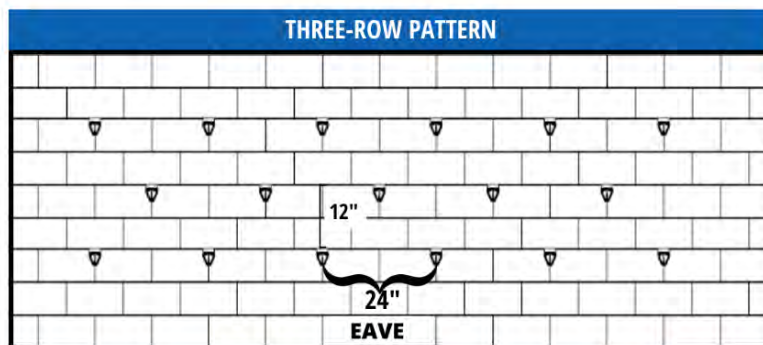
PD10R and PD100FR-CU Snow Guard Installation Instructions

STANDARD SNOW GUARD LAYOUT OPTIONS

IMPORTANT: All layouts begin with a 3-row pattern. Estimated quantities provided include 3-row pattern. If you have any questions, please contact us at 888-766-4273.

Please use the guidelines below to determine the appropriate layout for your installation.

PAD LAYOUT GUIDELINES					
Layout	Rafter Length	Ground Snow Load (PSF)	Roof Pitch	Est. Snow Guard QTY.	Spacing
3-Row Pattern	15' or Less	60 psf or Less	16/12 or Less	17 per 10' of Eave	3 rows, 24" on center horizontally with middle row staggered 12"
2 x 4 Pattern	Greater Than 15'	60 psf or Less	16/12 or Less	12 per roofing square	Space rows 2' vertically and 4' horizontally to within 10' of the ridge.
2 x 3 Pattern	Any	61 - 90 psf	16/12 or Less	18 per roofing square	Space rows 2' vertically and 3' horizontally to within 10' of the ridge.
2 x 2 Pattern	Any	91 - 120 psf	16/12 or Less	24 per roofing square	Space rows 2' vertically and 2' horizontally to within 10' of the ridge.



Document Version 3.14.2023
07 72 53 Snow Guards