

PD21 and PD210F-CU Snow Guard Installation Instructions

ROOF TYPES

- New / Existing Tile (Flat, French, Spanish Barrel, Tapered)

PRE-INSTALLATION

The PD21 and PD210F-CU snow guards are custom manufactured to your specs.

To determine the appropriate strap length (L), add the amount of hidden tile to 3x the thickness of the tile (*fig. 1*).

The minimum hook length (T) is 1". For thicker tiles, the hook may need to be longer than the thickness of the tile.

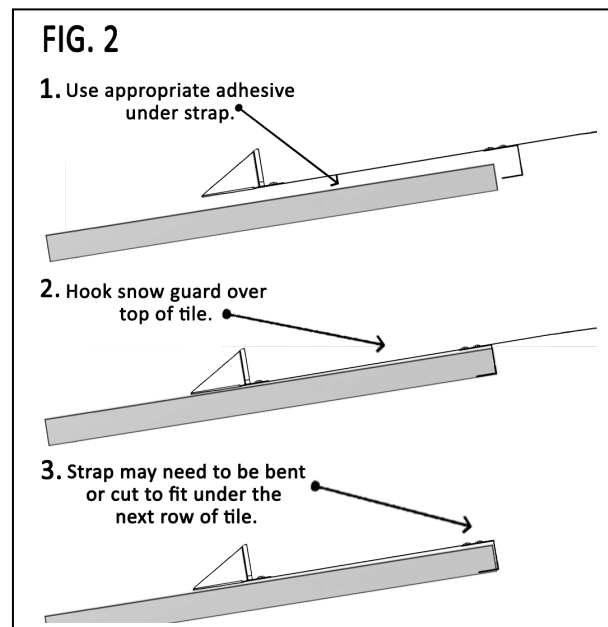
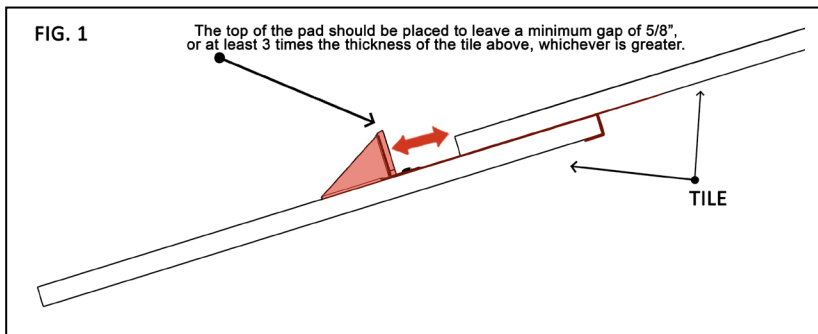
Custom snow guards are available. Contact Alpine SnowGuards (888-766-4273) with any questions.

NEW ROOF INSTALLATION

1. Starting on the 3rd row of tiles, hook the snow guard over the top of the tile and fasten end of strap to the roof using 2 fasteners. **Note:** Fasteners must be of a material compatible with the snow guard and the roof system.

EXISTING ROOF INSTALLATION

1. Starting on the 3rd row of tiles, hook the snow guard over the top of the tile. Pull down into place so the snow guard is well-seated.
2. Installer must use acceptable/appropriate adhesive under strap (*fig. 2*) for retrofit installs without fasteners. **Note:** For installations not using mechanical fasteners, the strap length may need to be bent or cut to fit under the next course of tiles.
3. It may be necessary to repeat step 1 until the snow guard "hooks" properly.



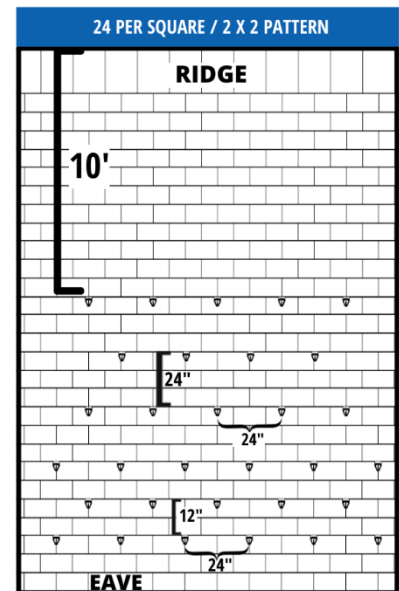
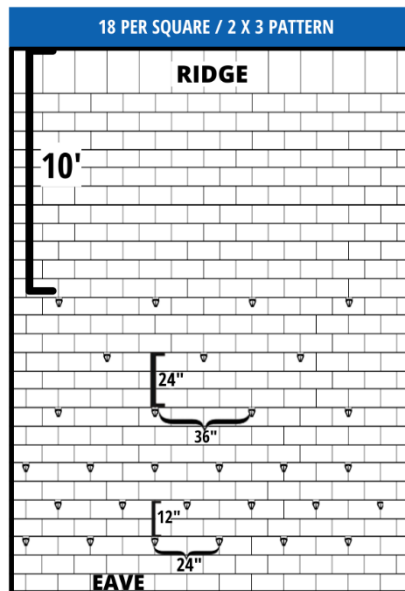
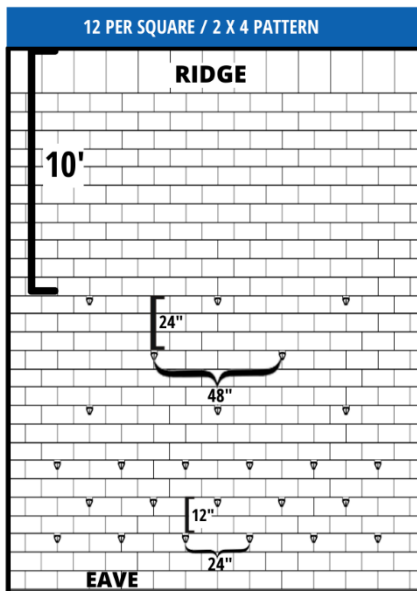
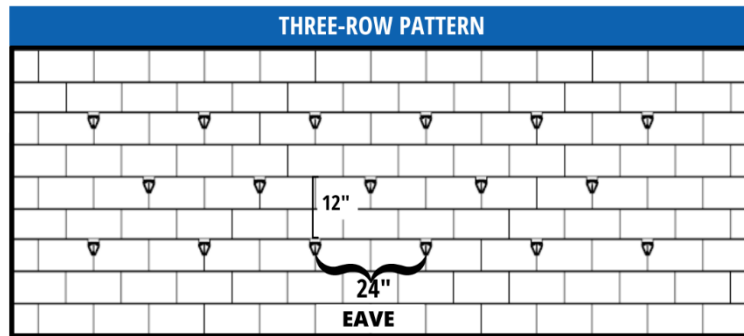
PD21 and PD210F-CU Snow Guard Installation Instructions

STANDARD SNOW GUARD LAYOUT OPTIONS

IMPORTANT: All layouts begin with a 3-row pattern. Estimated quantities provided include 3-row pattern. If you have any questions, please contact us at 888-766-4273.

Please use the guidelines below to determine the appropriate layout for your installation.

PAD LAYOUT GUIDELINES					
Layout	Rafter Length	Ground Snow Load (PSF)	Roof Pitch	Est. Snow Guard QTY.	Spacing
3-Row Pattern	15' or Less	60 psf or Less	16/12 or Less	17 per 10' of Eave	3 rows, 24" on center horizontally with middle row staggered 12"
2 x 4 Pattern	Greater Than 15'	60 psf or Less	16/12 or Less	12 per roofing square	Space rows 2' vertically and 4' horizontally to within 10' of the ridge.
2 x 3 Pattern	Any	61 - 90 psf	16/12 or Less	18 per roofing square	Space rows 2' vertically and 3' horizontally to within 10' of the ridge.
2 x 2 Pattern	Any	91 - 120 psf	16/12 or Less	24 per roofing square	Space rows 2' vertically and 2' horizontally to within 10' of the ridge.



Document version 9.26.2022
07 72 53 Snow Guards