

Cut Sheet - PD40R

1. Installation to be completed in accordance with manufacturer's written specifications and installation instructions.
2. See spec sheet or contact manufacturer for detailed material, finishes, and configuration options.
3. Contact manufacturer for detailed layout.
4. Do not scale drawings.
5. Subject to change without notice.
6. For patent information, visit our [Patent Page](#).

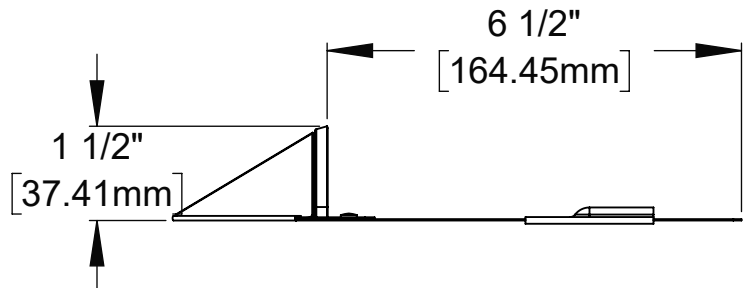
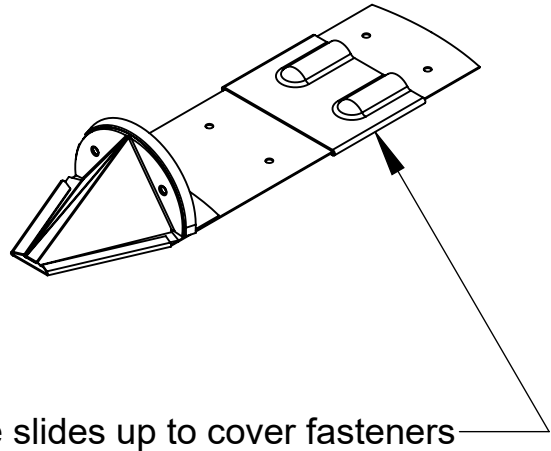
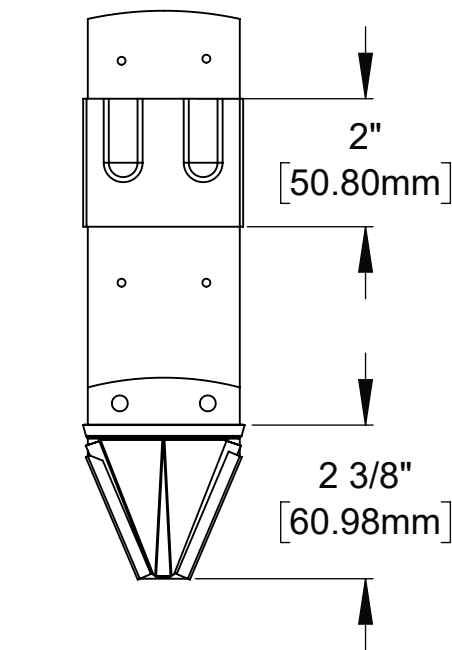
Available Materials

- | | |
|--|---|
| <input type="checkbox"/> Aluminum | <input type="checkbox"/> Lead-Coated Copper |
| <input type="checkbox"/> Copper | <input type="checkbox"/> Rheinzink® |
| <input type="checkbox"/> Freedom Gray™ | |

*Some materials may have a 3rd button connecting cap and gusset to strap

Available Finishes

- | |
|---|
| <input type="checkbox"/> Mill Finish (Standard) |
| <input type="checkbox"/> Pre-Painted Aluminum
(Firestone UnaClad Kynar Color: _____) |
| <input type="checkbox"/> Powder Coated
(Tiger Drylac RAL# _____) |



289 Harrel Street
Morrisville, VT 05661
Phone: 1.888.766.4273
Fax: 1.888.766.9994
Email: Info@alpinesnowguards.com

Scale: 1:3

4/14/2023