

Setup the CleanBCF Application

Convert BC FRAMER 3.0 Files to IV File Format for BC FRAMER 7.5 Import

This utility works without installing or running BC FRAMER 3.0.

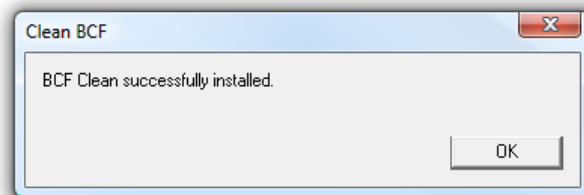
1. Download the Setup file from this link:
<https://s3-us-west-2.amazonaws.com/bcframer/SetupCleanBCF.exe>

2. Double-click on the file...

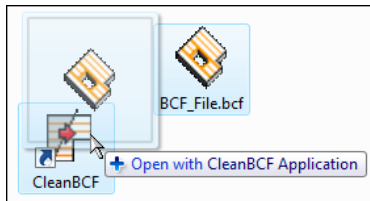


...to create a desktop shortcut called CleanBCF and a folder on your C drive containing the CleanBCF utility and system files.

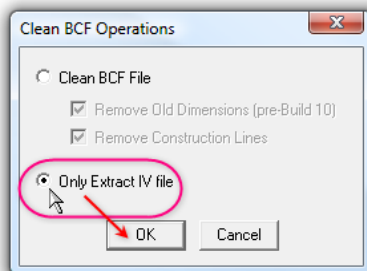
3. After running the setup file, you should see the following notice.



4. Drag and drop a FRAMER (BCF) file on top of the shortcut; CleanBCF.



5. Select the second option in the dialog box to "Only Extract IV file".



6. Clean BCF will create an IV file in the same location as your original BCF file.

