

Power Model for Today's and Future Base Stations






Power Model for Today's and Future Base Stations

CHALLENGE AND BREAKTHROUGHS

- Base station hardware is the foundation of mobile network energy enhancement
- Reliable information on current and future base station consumption and flexibility is required
- A “Power Model” provides this information for different base station types, configurations, generations and sleeping modes
- GreenTouch base station hardware reference, and potential global industry reference



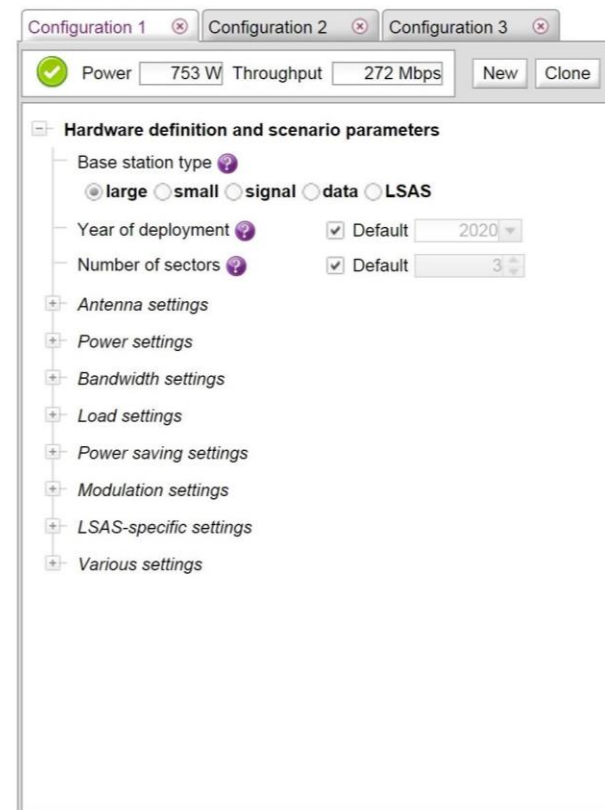
GreenTouch Enables Realistic Hardware Exploitation in Mobile Network Optimization



Power Model for Today's and Future Base Stations

KEY ACCOMPLISHMENT AND RESULTS

- Flexible and future proof Power Model
- Covers multiple base station types (conventional and disruptive) and operating conditions
- Implements hardware technology trends at material, component and architectural level
- Gives a projection of future hardware capabilities
- Supports dynamic base station sleeping by offering multiple sleep levels and corresponding timings



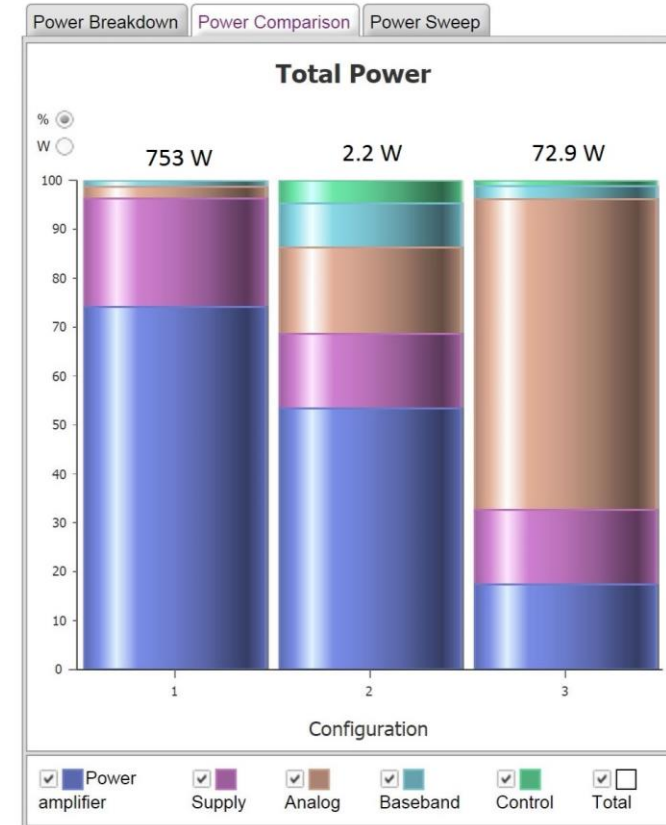
The Power Model Acts as a Window on Current and Future Base Station Technology



Power Model for Today's and Future Base Stations

DEMO DESCRIPTION

- Free online web-tool: www.imec.be/powermodel
- User friendly via hierarchical parameter structure
- Provides absolute and relative consumption of the base station and its components
- Supports comparison of different base station types and configurations
- Offers parameter sweeping to analyze scaling and evolution trends



GreenTouch Shares this Key Technology Online for the Benefit of Multiple Stakeholders