

# Piss Pot Peddler

*Official Organ of the Bangkok Hash House Bikers*



## TWO YOUNG LADIES DEFLATED IN THONBURI ORCHARDS .....

Yes, two of BHHB's finest Bikettes were let down with a bang as they fought their way through the orchards of Thonburi on Gwen and Pete's Western Extravaganza. But were they downhearted? Never! The cool weather, and the cleverly set trail made an enjoyable afternoon for everyone on the opening ride of '93. All this, with a Bar-B-Q and fireworks to follow. Fantastic.

This month Sarabjit "Rin Tin" Singh and Nipat Piyanirothai take us north to Safari World for Ride No. 9. They have chosen **VALENTINE'S DAY** for their event, and as usual we will **MEET AT 14:00 HRS FOR A 15:00 HRS START.**

**DIRECTIONS:** Take Vibhavadi Rangsit Road towards the airport, and at Chaengwattana Road turn right under the fly-over and drive 2 kms to Siyaklaksi Circle. Drive round half the circle and exit onto Ram-intra Road. Drive 9 kms, and at the bear's dummy statue, turn left towards "Safari World". At 6.5 kms turn right and park, about 300 - 400 meters from the Safari World entrance.

The Hares advise that Klong Divers should not forget to bring their life vests, and that warning, together with the added hazards of being shot at by a naked airborne trouble maker, and avoiding being eaten by escaped lions, could mean we are in for a very interesting afternoon!



## RE-RIDE #8 @ SUKHUMVIT SOI 26 ON 17-01-93/36.

**HARES: Gwen, Pete, Gareth & David Western**

Ah! Santa Claus you devil. All the kids with their new water bottles, cycle computers, the flash helmets .... Some of the mums must have been nice to Santa, they were sporting new jewelry ..... HMM!

The faithful clan, minus the apparently faithless Boulter, (Oh wicked libel ! I may have been shackled to the corporate desk, but my thoughts were in Ban Mot I assure you ! Hon-Sec.) gathered for another exciting round of down-up pedal, down-up-down! The effervescent (full of bubbles, not much else) Gwen needed to inform everybody that there was some old paper on the run but the hares had carefully mixed yellow paper with white paper so there would be no mistakes... well almost all the paper had some yellow... Almost no mistakes ....

About 1/2-a-kilometer into the ride a shout went up, "she's blown!". This rather loud comment brought a lot of assistance to help our marine visitor reinflate herself. The tyre was quickly fixed by Wheel Wobble, which rather surprisingly proves he is of some use, and she was away. I still don't know why you have to sniff the seat to fix the tyre, but maybe he was missing Bob.

Nothing like a bit of bitumen (tar, asphalt, etc. depends on your taste) to get the tyres humming. After a brisk 3 km we were onto the dirt with a good tight pack. The first two checks were reasonable, but the third check of 30 minutes nearly had the pack riding the out trail slowly to home when the trail was picked up leading into the paddy. There was a nice concrete Klong ride, which would have been great except for the bridges. Obviously the hares felt the pedals going up and down was not enough, it was necessary for the entire pack to carry their whole bikes up and down too. It was rather pleasant though; after the hot sun there was the still water, the cool breeze, the gentle hum of the 460 H.P. long tails.....

Somewhere in amongst the concrete and Klongs junior W. Wobble blew out her tyre making two for the day. Junior W. Wobble and 'U-bend' had to head for home walking with the wounded rubber flapping mount.

The pack was starting to spread as a few more open stretches were found. Bridge and son did a marvelous job of staying on paper up at the front, but still managed to come in last. Lily, how did you find that bloody short cut !!!!

The circle was duly formed and the ride was hailed as a 1950's achievement "A great Western ....."

**THANK YOU FOR THAT PULLITZER PRIZE WINNING EFFORT BRIDGE ! AND NOW.....**

**THE DAY THE PUGRY'S FLEW**, a salute from "Wheel-Wobble".

The longest, the shortest, the greenest, the moo-bahnest, the best, the worst RIDE of the year crowed the PACK when asked for their comments. The HARES had definitely reserved the freshest air and breeze for the first RIDE of 1993. The PACK voted it a good RIDE, thanks HARES !!! For all of those of us lucky enough to be on the RIDE, the area between Suksawat Sois 24 & 72 is no longer a mystery. Every conceivable twist, turn, loop, gate, walkway, path and road were used to full advantage by this intrepid band of HARES to set a truly admirable TRAIL. I clocked 28 km's in a little under three hours and thoroughly enjoyed my RIDE. Again the turnout was high with 36 HASHERS pitting their wits against the TRAIL. Out of that total 14 were HORRORS but none were whingeing ! Why ? because HORRORS know a good TRAIL when they RIDE one, ON-ON !

What is a pugry ? Tricia "Goose" Morgan assures me that our new BHHB sun hats have two pugry's hanging down at the back and, that pugry is one of only three words in the English language ending in "gry". Gwen "Spokeless" Western thinks it will be a good word to use in Scrabble. I would like to know if the plural of pugry is pugry's or pugries (SIC!) ? Perhaps Tricia's HASH name should be changed to pugry. After all, it does roll off the tongue oh so easily. Any other comments on pugries should be faxed to the HON-ON-SEC for inclusion in P3.



There was some confusion over the whistle blasts during the RIDE, but the BHHB standard remains as THREE LONG blasts for ON-ON and SHORT blasts for CHECKING. Any other suggestions, supported by a well argued case for any proposed changes can/may/should be faxed or sent on a postcard to the HON-ON-SEC for consideration by the MISMANAGEMENT.

The day began with HABERDASH dispensing BHHB hats and badges funded by BHHB for all BHHB members. If you were unable to attend RIDE #8, then don't despair as your hat and badge will be waiting for you at RIDE #9, or whenever you turn up!

After the RIDE the CIRCLE thanked the HARES for their sterling performance in the traditional way, welcomed the NEWBOOTS Krit and Suhanna CHOOI and Rom SENAKANT with some more of the same, feted the visitor Kristi Clow from the U.S. Marine corps, then called on the SINNERS Hannah and Kristi (again ?) to drink a DOWN-DOWN for their punctures. Klong-diver "Lily" stood in as R.A. and bestowed a DOWN-DOWN on Tricia "Goose" Morgan for stating that "its a lot better going down than it is going up!", get back soon Lem. Spin the bottle was the method used to appoint this months SCRIBE, thanks John. Alternate methods will be tried to ensure that your beloved P3 goes to press on time, such as..... ideas on a fax or postcard to the HON-ON-SEC for deliberation by the MISMANAGEMENT s.v.p.

The afternoon was rounded off with an ON-ON-On Bar-B-Q and fireworks from the Westerns. Thanks again HARES for organising the hot-dogs, hamburgers, beans, chips, water, softs and PISS, ON-ON !!!!!!!

Good luck next month to Nipat "Hubs" Piyanirothai and Sarabjit "Rin-tin" Singh with their Valentine's Day RIDE #9 ON 14.2.93 Could it be a RIDE with a heart-on ?

#### RIDE TURNOUT

HARES	4
HOUNDS - Riders	19
- Horrors	12
- Visitors	1
<b>TOTAL</b>	<b>36</b>



#### BHHB ROLLING SPOKE LINE

28 March 1993	Bob "Raincoat" Rayner
xx April 1993	Bruce "Lily" Miler
xx May 1993	Clyde "Bonnie" Albrect
xx June 1993 - AGM -	Bob "Saddle-Sniffer" Boulter & Peter "Wheel-Wobble" Battram
xx July 1993	Tricia "Goose" & Lem "Gander" Morgan + Rod "Thespian" Turner

#### NEW SPOKES

The fruits of the Mis Managements P3 circulation policy and distribution network were reaped for the first time when Bill and Jonathan BLACK joined Rom SENAKANT to become this month's NEWBOOTS. We'd like to see Bill at BHHB as often as we see him in the newspaper, and look forward to seeing Rom regularly from now on.

Sawatdee krap and ON-ON your BIKES !!!!!!!

Membership expanded by three this month to 82 giving an increase from the inaugural RIDE on 7.6.92 of 1,025.00%.

#### CAPTION COMPETITION - ABSOLUTELY LAST CHANCE !!!

Entries should reach the HON-ON-SEC by 12.2.93, and don't forget the winner will be free to choose from the exciting range in "U-Bends" Haberdashery.

## MEMBERS IN ACTION (OR IS THAT MEMBERS' INACTION ?)

At 06:00 on 19.12.92 some of our more enthusiastic members faced their latest challenge when they rode a grueling 90 km hill course starting from the LANNA resort located on the Mae Rim Road near Chiang Mai. The trail sped towards Chiang Mai then hung a left round the airport before turning left again onto the Mae Rim Road and back to the resort. This trial of strength and endurance was undertaken by Gordon "Phantom" Robinson, Nipa "Hubs" & Tanawat "Nuts" Piyanirothai, Sarabjit "Rin-tin" Singh, and Doug "Oily" Whittaker. Gordon finished in a creditable four hoursish.

The event was organised by Songkram Kraisonthi the M.D. of "World Actions" (tel: 235-3145, fax: 234-3799, 60/17 Silom Road, Bangkok 10500) who has now published this year race schedule, as detailed below.

Karis "U-Bend" and Peter "Wheel-Wobble" Battram joined Keith "Cybo" Goodburn, Brian "Brain-Health" Heath, Christina "Ghost" Robinson, Nipat and Sarabjit to run a very demanding 24 km course the following morning. Glory was taken by the BHHB's very own "U-Bend" finishing 5th in her category in 2 hrs 44 mins., although Karis was heard to complain that her hips were sore and ached afterwards, ON-ON !!!!!

## RUNNING & CYCLING PROGRAMS FOR 1993

- |  |                    |
|--|--------------------|
| 1. Cha-Um Beach 15 K. Run<br>Bi-Athlon Kids (Bike and run)<br>Hash House Harriers (เกมส์ไล่กระต่ายตัวแสบ)                        | April 17 - 18,     |
| 2. Phuket Half Marathon<br>Hash House Harriers   | May 1 - 2,         |
| 3. Sukhothai Half Marathon<br>Bi-Athlon (Bike and run)   | June 5 - 6,        |
| 4. River Kwai International Half Marathon<br>Mountain Bike Fun Race ~ 30 to 40 km<br>Hash House Harriers (เกมส์ไล่กระต่ายตัวแสบ) | September 18 - 19, |
| 5. Lanna International 25 K. Run<br>Mountain Bike Fun Race ~ 30 to 40 km<br>Hash House Harriers (เกมส์ไล่กระต่ายตัวแสบ)          | October 9 - 10,    |

## INTERNATIONAL EVENTS

- |   |                 |
|---|-----------------|
| 6. Juldiss Khao Yai International<br>Mountain Bike Race ~ 50 km<br>Juldiss Khao Yai Cross Country ~ 30 km | August 14 - 15, |
| 7. River Kwai International<br>Ultramarathon 100 km & 50 km   | November 21,    |

## CHALLENGE AND FUN RACES

- |   |                   |
|---|-------------------|
| 8. Green Earth Relay Marathon<br>(8/team, 100 km/day)<br>Chiangmai - Maehongsorn 200 K. (The North) | December 10 - 12, |
|---|-------------------|

## THE HASH BALL !


Friday the 15th of January saw BHHB join forces with BH3, BMH3, the Harriettes and TDH3 (where were the Horrors ?) to provide the members with an excellent Hashing evening. Draft Amarit supplemented bottled Kloster to wash down a delicious Bar-B-Q and fill in the gaps between conversations that were squeezed in between the HASH songs, HASH skits and dancing to a live band. BHHB member Pete "Pilot" Western, in his guise as Miss Australia, failed by the narrowest of margins to win the much sought after Miss Bangkok HASH title, which was carried off by Miss Spain, alias bar girl of the night, Frank "Noriega" Allum.

BHHB, BH3, BMH3, and the Harriettes each contributed three cases of PISS to ensure never ending jars of the amber nectar, and just as well they did as the last few bottles were given to the security guards after the close with the HASH anthem. The Harriettes also supplied a case of wine for the ladies as well as sponsoring the pewter mugs for the four members of the winning team in the "boat-race" which was won in a photo finish by BH3. Many others supplied gifts for the lucky draw and a splendid time was had by all. ON-ON to the next HASH ball.

## BIKES FOR SALE

Wichanee is upgrading her equipment (What's that ? Did someone say about time too ! - that's bikes, silly!). She is therefore putting her present four sets of wheels, which she advises P3 are in excellent condition (one careful lady owner etc., etc.), on the chopping block. Interested ? Give Wich a call on 516-8231.

I'M LOOKING FOR AN EXERCISE MACHINE SUITED TO MY LIFESTYLE



# CHRIST ON A

**A Shrewsbury man believes he may have discovered a motor scooter which originally belonged to Jesus.**

Alfred Hepplewhite, 82, believes the bike, which he found buried amidst weeds on allotments near his home, was originally used by Christ to 'get around' during his time on Earth.

## BIKE

And now Mr Hepplewhite is using the bike himself, to travel in and around the Shrewsbury area preaching God's word, and also doing his shopping.

## SLAG

"Although there is no clear or specific reference to Christ riding a bike in the Bible, the whole book is such a load of twaddle that

# BIKE



you can more-or-less read anything you want into it", a Church spokesman told us yesterday.



## HELPFUL HINTS

The series continues this week with Part Two, Safety.

# PART TWO

## How to Ride Safely on the Road and on the Trail

### SAFETY ON THE HIGHWAY

1. **Always wear a helmet!** Make sure the helmet you wear has a label inside that says "This helmet meets ANSI Z90.4-1984 requirements."
2. **Ride defensively.** Always assume that the driver of a car does not see you, even after you have made eye contact. Give the right-of-way to any vehicle or pedestrian, even if the right of way belongs to you.
3. Most state statutes require that bicyclists **follow the same traffic rules cars do.** It's a safe idea to do so. Never run red stoplights, always stop at stop signs, always go only when all traffic is clear for you to do so.
4. **Always ride with the traffic,** never into it.
5. Most bike accidents occur at intersections. **Be especially careful when crossing street intersections.** Watch for cars leaving driveways, particularly at shopping malls, and for children chasing a ball into the street.
6. Even fat tires can get stuck in extra wide storm sewer gratings (Fig. 9). **Avoid these gratings** by going around them.
7. Always cross street car and trail tracks at a right angle to keep your wheel from being caught, (Fig. 10). Watch out for potholes.
8. The knobby fat tires of Fisher MountainBikes give you better traction than skinny street bike tires. Still, it's a good idea to go **slower** when riding in the snow. In wet weather, slow down, especially around curves, because rain or wet leaves can make the road slippery.
9. **When it's raining, be aware that your brakes, good as they are, don't stop as well as when it's dry outside.** In wet weather, brake sooner than you would ordinarily; give yourself more distance and time to come to a safe stop. Cut down your speed to suit the wet situation.
13. If you have never ridden a derailleur multi-speed bike before, practice shifting until the controls are second nature to you. Practice on a traffic-free street or in an empty parking lot.
14. Avoid city streets where parked cars are not allowed. There's no room for you between moving cars and the curb. Plan a route over streets where there is little traffic. At all times watch out for people opening doors of parked cars in front of you.
15. At night, always use a working headlight and taillight, preferably one using a halogen bulb in both front and rear light. Best are lights with a rechargeable battery pack, so you have lights when the bike isn't moving, as at a stoplight. Always wear reflective clothing, and a reflective stripe on your helmet. Use reflectors on front and rear of your bike and on pedals and wheels.
16. Register your bike's serial number with local police. If you park your bike in a public place, use a good lock to hold the bike to a parking meter or small tree or fence post.
17. In city traffic, it's a good idea to use a rear view mirror so you can see what's behind you. But be aware that a rear view mirror gives poor depth perception, so don't depend on it to tell you how far away a car is from you, or how fast it's coming up behind you.



FIGURE 11: Toe clips and straps should be loose when riding in traffic.

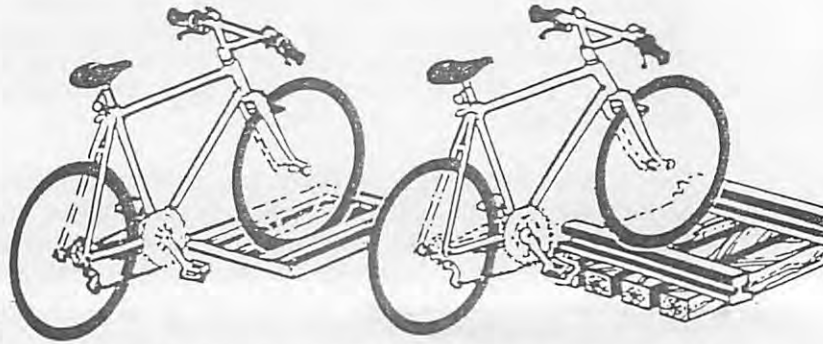


Fig. 9: Extra wide sewer gratings can trap even fat tires. Solution, ride around these gratings, not over them.

Fig. 10: Safest way to cross street car tracks, train tracks and bridge expansion joints is at an angle.

10. Keep straps loose in city traffic so you can get your foot out quickly if you have to make a sudden stop. Be aware, if pedal toe clips and straps (Fig. 11) are new to you, that to get your foot out of the pedal you have to **pull your foot back and up**, as opposed to **just up** from pedals without toe clips and straps.
11. Always use hand signals before stopping or making a turn. Left arm straight up for a right turn, Fig. 12. Left hand out, parallel to the ground, for a left turn, Fig. 13. A sweeping downward motion with the left arm if you are going to stop, Fig. 14.
12. Shift to a lower gear before you hit the steepest part of the hill, even though Fisher MountainBikes are designed to make shifting on hills easier. Anytime you shift, ease up pedalling pressure slightly (but keep pedalling) as you shift up or down. Keep speed under control going down steep hills, especially when going around curves when you can't see what's coming up.

### NORBA OFF-ROAD CYCLIST'S CODE



P.O. Box 1901  
Chandler, AZ  
85244

Off-pavement bicycling can open exciting new horizons for you. In order to maximize the benefit of your adventure and maintain the quality of the experience for those who will follow you, we urge you to adopt this code as your own.

1. I will yield the right of way to other non-motorized recreationists. I realize that people judge all cyclists by my actions.
2. I will slow down and use caution when approaching or overtaking another and will make my presence known well in advance.
3. I will maintain control of my speed at all times and will approach turns in anticipation of someone around the bend.
4. I will stay on designated trails to avoid trampling native vegetation and minimize potential erosion to trails by not using muddy trails or short-cutting switchbacks.
5. I will not disturb wildlife or livestock.
6. I will not litter. I will pack out what I pack in, and pack out more than my share whenever possible.
7. I will respect public and private property, including trail use signs, no trespassing signs, and I will leave gates as I have found them.
8. I will always be self-sufficient and my destination objective and travel speed will be determined by my ability, my equipment, the terrain, the present and potential weather conditions.
9. I will not travel solo when bikepacking in remote areas. I will leave word of my destination and when I plan to return.
10. I will observe the practice of minimum impact bikepacking by, "taking only pictures and memories, and leaving only waffle prints."



FIGURE 12

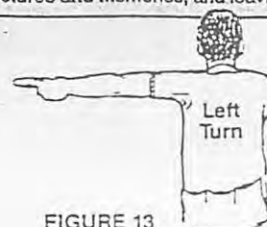


FIGURE 13



FIGURE 14



# SAFETY ON THE TRAIL

C O N T I N U E D



**FIGURE 15**  
Taking a jump safely.

## We also recommend:

1. If you plan to ride in the wilderness, either take someone with you who knows how to make emergency bike repairs or be sure you know how to make them yourself. You'll be far from a bike shop, so you should be self sufficient. Bring extra tubes, a tire pump, tire patches, a tire lever and know how to fix a flat (see page 25 in this manual). Bring basic tools that fit your bike, such as a screwdriver and wrenches and above all a chain pin remover. (See maintenance instructions later on in this manual.)
2. Before you bike really far into the wilderness, learn the basics of wilderness survival, such as first aid and ground-to-air signals. Learn how to use a compass and topo maps and, in really wild, hilly country, even an altimeter. Any good camping goods store has good books on these subjects.
3. Learn how to take jumps safely (Fig. 15). Sometimes you can't help hitting a small drop-off on a downhill trail, and you may find yourself briefly airborne. Keep your weight evenly balanced, front wheel straight, and when you land, keep going straight.
4. On downhill runs, keep weight back as far as possible, (Fig. 16) seat as low as possible. Use the quick release seat binder bolt (Figs. 5-7) to get the seat down before starting a steep downhill run. Keep pedals parallel to the ground on sharp turns. Keep feet on pedals at all times for better balance.
5. When going uphill, keep seat up to normal height and on sandy, slippery trails, move your weight forward for steering traction.



**FIGURE 16**  
Downhill posture.

A wide range of Japanese and cheaper Taiwanese spare parts are available from PAUL JUNG of NGEE HONG at 428, Luang Road, tel: 223-9712 & 221.



**ON ON ON**

## BHHB MISMANAGEMENT GRAND SPOKESMAN

Peter "Wheel-Wobble" Battram  
(Tel: 252-3677)

Hon On Sec:  
Hash Cash:  
Haberdash:  
Trailmasters;  
  
Khlone Divers;  
  
Hash Flash:  
Religious Advisor:

Bob "Saddle-Sniffer" Boulter  
Peter "Wheel-Wobble" Battram  
Karis "U-bend" Battram  
Richard "Starsky" Perry  
Neil "Hutch" Hutchinson  
Bruce "Lily" Miller  
Don "Pete" Petrie  
Kim "Flash" Chaubert  
Brian "Brain Health" Heath

Tel:  
398-0158  
252-3677  
252-3677  
231-0389-96  
573-1545  
260-1726  
253-4778  
260-3246  
321-1723

Fax:  
398-9860

I READ IN A MAGAZINE THAT  
WHEN BOYS TEASE GIRLS IT MEANS  
THEY HAVE A CRUSH ON THEM...



I THINK I'M  
GETTING SMARTER  
EVERY DAY..



GOOD  
FOR  
YOU

WHAT'S THE NICEST  
THING I COULD GIVE  
SOMEONE I LOVE  
VERY MUCH ?

HOW 'BOUT  
A GREAT  
BIG HUG ?



SO, MASTER  
CHEF, WHAT'S  
FOR DINNER?

I'M  
JUST  
TRYING  
TO FIGURE  
THAT OUT...





WOULD YOU SAY  
THAT WAS A  
"ROMANTIC" OR  
"SEMI-ROMANTIC"  
BELCH?



I'D LIKE A HEAD OF CABBAGE.

IT WOULD BE AN  
IMPROVEMENT!



YOU CAN'T JUST GROW  
A MUSTACHE WITHOUT  
CONSULTING ME!



KNOW HOW TO  
TELL IF YOU'RE AN  
ALCOHOLIC?

WHEN  
HAPPY HOUR  
ONLY LASTS  
FIFTEEN  
MINUTES

