

# Piss Pot Peddler

*Official Organ of the Bangkok Hash House Bikers*

OUR HARES FOR RIDE #16 ARE LA FAMILLE SCHNEIDER. Sunday 26, September 1993. Meet 14:00. Roll-off @ 15:00 pil! Gerard est le HARE mais, ou se trouve le chemin?



MIS-DIRECTIONS: Head NORTH on Vipawadee Rangsit Expressway past the airport and through the traffic lights. Go under the huge flyover(overpass) you see in front of you and immediately exit LEFT onto the flyover following the sign to PAHOLYOTHIN RD. Keep LEFT when leaving the down-ramp and turn LEFT into ROUTE 3312/LAM LUKKA ROAD at the BHHB sign. Continue for 22kms and turn LEFT at the BHHB sign before khlong 9. Continue for 3kms and turn LEFT at the BHHB sign into IMELDA's farm through the gates in the bourganvillia festooned brick wall. Park and RIDE..ON-ON.

LARD PRAO HANKY PANKY WITH "BLACKWATER" AND "CRANKY".

RIDE #15 began in threatening weather and as the sky blackened our band of die-hard HASHERS RODE ON-ON through the drizzle, then the rain, even the tempest but, halted for shelter and a drink stop whilst the monsoon blew over. The RIDE was a master piece of ingenuity stitching together an astonishing array of "green" areas that had hitherto been UNHASHED or at the very least not HASHED-OUT. And all found between two of Krungteps major arteries!!!!. It was a truely excellent RIDE that bore all the hallmarks of an artfully, skillfully and thoughtfully conceived and well recceed TRAIL. As an extra treat for the PACK the HARES provided a bar-b-q supper to further heighten the soaring spirits of the HOUNDS. 30kms in 3 hours 20 minutes for "Wheel-Wobble", but read on as "Goose" and "Gander" recount their adventure inside....





# RIDE TURNOUT #15

HARES	2
HOUNDS-Riders	14
-Horrors	3
-Visitor	1

TOTAL.....20

## BHBB ROLLING SPOKE LINE 1993-4

17 October "U-Bend" & "Wheel-Wobble"  
 14 November "Limbo" & "Dainty"  
 19 December "Sue" & "Chris"  
 XX January "Cybo" & "Pillion"

1994.....Volunteers contact the TRAILMASTER.

SEPTEMBER's HARES DO OCTOBER's WRITE-UP and so on.....



"NEWSPOKES" Welcome to AKSak, Prewphan, Antit (Ant) & Amorn (Eddy) AMORNKUL, Paul BRADY, Thon, Pringprao, Prae, Paul & Prom SIRISANT & Glynnis WILLIAMS Sawatchee Krap & ON-ON your BIKES.

BHBB MIS-MANAGEMENT.

GRAND SPOKESPERSON

Tricia "Goose" Morgan (253-7130)


## JOINT SPOKESPERSON'S

Bob "Saddle-Sniffer" Boulter (398-0158)	Clyde "Bonnie" Albrecht (237-8993)
--	---------------------------------------

PHONE	FAX
541-1970	541-1436
236-0293	236-4462

Hon-On-Sec:	Peter "Wheel-Wobble" Battram	541-1970	541-1436
Hash Cash:	Bob "Raincoat" Rayner	236-0293	236-4462
Haberdash:	Karis "U-Bend" Battram	252-3677	
Hash Flash:	Rod "Thespian" Turner	398-0158	
Hash Quack:	Nanette "Little-weed" Miller	260-1726	
Bike Quack:	Bruce "Lily" Miller	269-1771	
R.A:	Bill "Cranky" Hobbs	541-1970	
Trailmaster:	Lem "Gander" Morgan	253-0191	
Hash Music:	Chantelle "Gigi" Schneider	286-0666	
Klong Divers:	Pete "Leaking Wolf" Petrie	Bruce "Lily" Miller	
	Nanette "Little-weed" Miller	Nigel "Slimy" Pike	
	Frank "Blackwater" Allum	Liam "Gone" Moushall	
	Gwen "Gorgon" Western	Michael "Rainhood" Rayner	
	Natalie "Nails" Lavoie		

# WRITE



# SAID FRED

MUD, MUD, GLORIOUS MUD! NOTHING QUITE LIKE IT FOR COOLING THE BLOOD...Who can ever forget the August 1992 ride. Lily Miller was christened Klong Diver and 14 riders braved incredible mud and rain. Were you one of the 14 who can say "I was there" to see Lily emerging from the putrid Klong Loch Ness, garlanded by klong lilies?

Enough of this reverie. By 2:45 on Sunday 22 August 1993 only about six hashers had signed in. But Hash Cash, who was one of those "I was there" said that last year there were even fewer at this time. In fact, last year the pack rolled off one hour late.

As we spoke, the Hares called in on a mobile telephone with last minute instructions on how best to proceed. There is no doubt that the mobile phone can be a useful gadget, but some traditionalists among the pack preferred the days of yore when hares actually got back before the start! However, the use of the "handheld" is in keeping with the new yuppie image introduced last month by Thespian and Gander. Some ask why, if they had these useful handhelds, were they apparently unable to order beer for direct delivery to the boat stage!!

But back to the present--the pack actually rolled off at 3:10, down the soi, across a wooden bridge and onto paper. Mama Jenny got off to an impressive start with two babies in tow--one in a seat on the bike, the other nestled under her rib cage. But regrettably, the rough terrain got the better of them and she erred on the side of caution returning to base. Papa Nick seemed not to miss his family in the slightest as he forged ahead at each check with determined power pedalling.

No one was at all surprised when it rained at 4 p.m. and bucketed down at 4:20. But undaunted, the pack pressed on along muddy roads and paths until they reached the Cantaloupe Restaurant for a drink stop and welcome shelter.

The pack stayed together well and so most were on hand to witness Oscar, while struggling up a slippery bank, losing his balance to land in thick white mud. It was a fine breast stroke in six inches of goo as Oscar struggled like a salmon trying to reach its up river spawning ground--without success. Throughout the day this fine young denizen of dirt lived up to his Sesame Street namesake as he ploughed through every pool and puddle, hit every mudhole, happily covering himself and bike with muck.

On-on through mud and rain, the trail getting more difficult to follow as paper and flour floated away. Off the end of the road we dropped into a swamp. Oscar and others dipping their bikes to washing the mud from their brakes, Hannah negotiating the long, watery grass up to her knees.

Wheel Wobble, when picking up a trail on a check bumped into Blobbs, our Hare, in the forest. A Dr. Livingstone/Stanley encounter of sorts. Dr. Livingstone told us that the jungle trail was now too difficult to follow so we had better tag along for the final 12 kms. More swamps of course, the experienced taking a running leap at the next one, pedalling in the lowest gear through hub high water.

In hashing and biking alike, the gods have a way of wreaking vengeance on shorttutters (however short). Gander, taking a not very beneficial cut around the back of a house, acquired a puncture. U-Bend's offer of a new tube was, it turned out, foolishly declined and the pack quickly continued leaving a forlorn Gander and faithful Goose to negotiate their repair kit. Woe were they! Not one hole discovered but five... The moral? Never turn down a lady with a rubber in her hand.

What was the rest of the ride like, folks? No Songthaew would take us back and the trail had disappeared. But in the gloom at the side of a flooded road under a corrugated iron sheet was a ...yes! A tyre repair shop!! Thirty minutes later with new tube installed we headed for Lard Prao, picked up at Soi 71 and took the pavement back to 107, this being preferred to the road which was being used as a skating rink by both motorcycles and juggernauts.

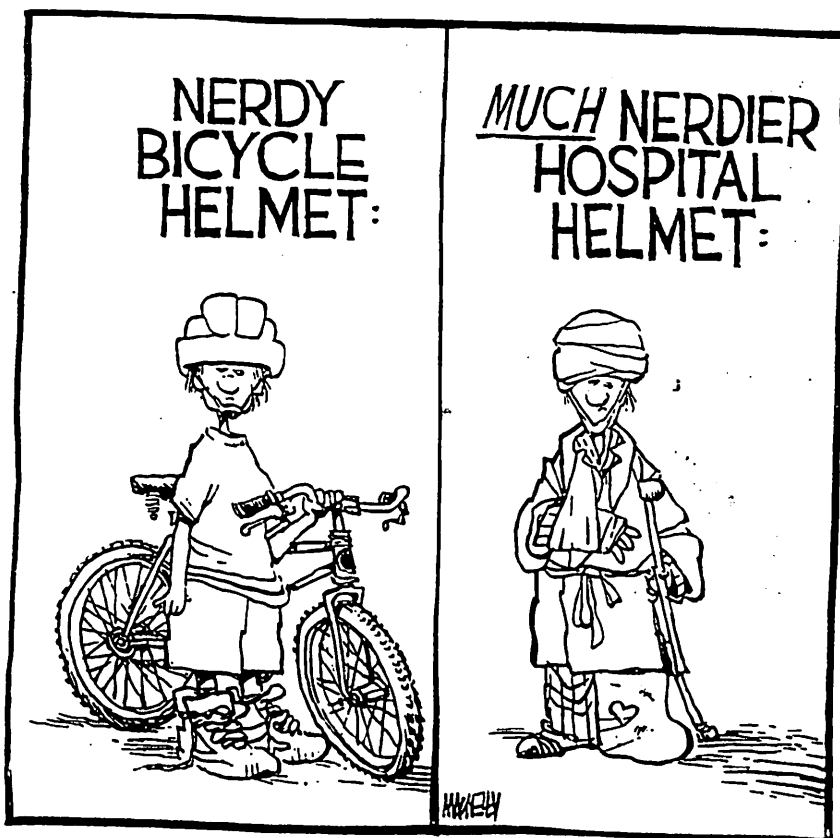
How nice a warm hamburger, cold beer and welcoming circle. Down Downs for the Hares, Blobbs and Blackwater, new boots from Australia via U.K. (names \_\_\_\_\_), Nick, the Father of the Year, Gander for failure to assist a mud skipper and the gross sin of discarding Hush pissposts at the end of the last ride.

How fitting that on the anniversary of the inauguration of the elite Klong Divers' Club, that young Oscar should qualify in a new category, that of "Mud Magnet."

SO FOLLOW ME, FOLLOW, DOWN TO THE HOLLOW AND THERE WE WILL  
WALLOW.

↑  
INGLORIOUS MUD... ON ON!

Gander and Goose





**HARES**

THIS ARTICLE SAYS THAT MOST PEOPLE NEED ABOUT SEVEN HOURS OF SLEEP PER DAY...

COME ON... WHAT'RE YOU WAITING FOR?

**NEWSPOKES**

I CAN'T STAND IT!

YES, I'M USED TO SURPRISE PRESENTS BUT I COULDN'T BELIEVE THIS ONE

**LOST PISS POTS**

HAVE I LOST MY MARBLES? WHY WEAR MY COSTUME WHEN THERE'S NO REASON TO?

HEY! WHATTA YA TRYIN' TO PULL HERE...?

WHOOAAA! WAIT A MINUTE... JUST A SECOND...

**LOST FAMILY**

**MUDMAGNETS**

A scene from *The French Connection* (1971).

THIS BOTTLE'S HALF EMPTY!

I'D LIKE TO RETURN THIS DRESS

**PAUL & GLYNNIS**

TO BE FAIR, YOU SHOULD ADD IN ALL THE SLEEP YOU GET AT NIGHT, TOO

**NEWSPOKES**

ARE YOU REALLY SURE?

**SIAM HASH**

# RIDE #18 ~ Sunday Nov 14, 1993



## \*OUTSTATION\*

Bang Saray  
nr Pattaya.

The Hare has  
booked 20  
rooms @ the  
'SEASAND' resort  
Message "1st  
come, 1st in!

Reservations to,

'Limbo' Lavoie

H. 253. 5846

O. 254. 4963 &

'Raincoat' Rayner


O. 236. 0293/4

for Fri Nov 12,

& Sat Nov 13,

a.s.a.p.s.v.p.





Franz



Napat.P.



Sebastian



## MEMBERS IN ACTION ON-ON

First up is the Moushall family who phoned from 120 LIZZY LANE DOTHAN, ALABAMA, U.S.A ZIP 36301, phone (205) 794-7348 to let us know they are settling in and that Tricia will deliver a new member in September. John is due (here) in October.

Meanwhile in Khao Yai, BHHB was strongly represented in the 50km mountain bike race. Taking part were, Franz & Sebastian Boehm, Kristi Clow, Keith Goodburn, Chris & Joel Enderle, Sarajit S, Napat.P, Richard Willing, and cheered on by Daeng and Malinee!!  
Tour de France next year?

The following morning Andy Welsh (43mins) and Franz Boehm (56mins) led the PACK in on the 10km cross-country run.

Congrats from P3 and ON-ON!!

**WHISTLES!**  
**DON'T RIDE**  
**WITHOUT IT!!**  
**BHHB CODE:**  
**SHORT BLASTS**  
**FOR CHECKING**  
**LONG BLASTS**  
**FOR ON-ON**

**HABERDASH**



*If you ordered an  
 AGM shirt by giving  
 me your size,  
 please collect it a.s.a.p.*



**AGM SHIRTS**


**RUNNING & CYCLING PROGRAMS FOR 1993** organised by Songkram Kraisonthi the M.D. of "World Actions" (tel: 235-3145, fax: 234-3799, 60/17 Silom Road, Bangkok 10500)

River Kwai International Half Marathon  
 Mountain Bike Fun Race ~ 30 to 40 km  
 Hash House Harriers (เกมสไลด์กระต่ายตัวแสบ)

September 18 - 19,

Lanna International 25 K. Run  
 Mountain Bike Fun Race ~ 30 to 40 km  
 Hash House Harriers (เกมสไลด์กระต่ายตัวแสบ)

October 9 - 10,  
**CHALLENGE AND FUN RACES**



**INTERNATIONAL EVENTS**


River Kwai International  
 Ultramarathon 100 km & 50 km November 21,

Green Earth Relay Marathon  
 (8/team, 100 km/day)

December 10 - 12,

Chiangmai - Maehongsorn 200 K. (The North)

**LLANFAIRPWLLGWYNGYLLGOGERYCHWYRNDROBWLILLANTYSILIOGOGOGOCH**




*TRANSLATE & FAX  
 YOUR SOLUTION (IN ANY  
 LANGUAGE) TO THE  
 HON-SEC & WIN  
 A PRIZE*



**COMPETITION CORNER/STATION**



# THE GRANDSPOKESPERSON CROSSWORD - SOLUTION



ACROSS: 1. Surname of GS. 2. One who deals with people tactfully and skillfully. 3. There are twelve in a foot. 4. Tinned pork luncheon meat. 5. Your beloved GS. 6. Past of speak. 7. Temporary drop in standards. 8. Mate of 8 down. 9. Visited the King of Siam. 10. The way one walks. 11. Like a "Frenchman" with a drier warty skin. 12. Aquatic bird has a long flattened bill with a distensible pouch for engulfing fish. 13. An informal word for buttocks. 14. Of the Britons. 15. Dare in French. 16. To take the posture in which the buttocks rest on a surface. 17. Idi was banned from there.

DOWN: 1. Flexible armour made of metal rings. 2. Tricia is the ... 3. A small close fitting covering for the head. 4. Chirping sound made by small birdies. 5. Will appoint you to set a RIDE. 6. Latin American dance. 7. Spouse of GS. 8. A quick look. 9. To dispute. 10. A combining form indicating a religious festival. 11. Citizen of USA. 12. Violent and sustained attack. 13. The "baddies" in "The Wind in the Willows". 14. Not difficult. 15. Run, ridden or smoked? 16. Smaller than a carpet.

Winning & only entry to date from our Trailmaster  
Lem "Gander" Morgan. Prize T.B.A.



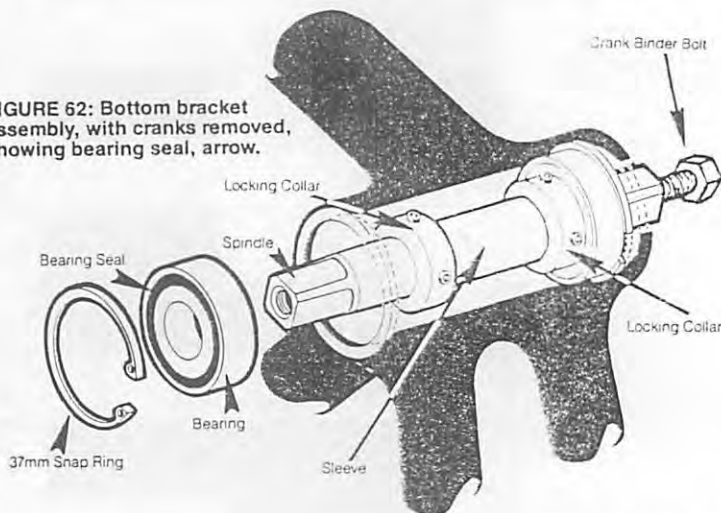
Helpful hints turn your mind to the .... **BOTTOM BRACKET**

## Bottom Bracket Maintenance

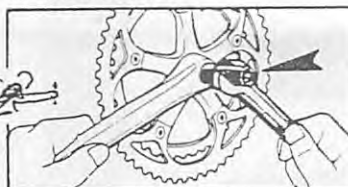
The bottom bracket assembly, Fig. 62, is the spindle or axle and sealed bearings to which the cranks are attached. Your Fisher MountainBike bottom bracket assembly is a precision, sealed bearing unit. It should be regreased at least twice a year, or more often if you ride through water, sand or mud on off-road trips. **We recommend you do not attempt to totally dismantle the bottom bracket assembly.** This requires special tools and expertise, and is a job best left to your bicycle shop. Here are steps you can do, however, for routine lubrication:

1. Slip the chain off the chainwheel. Spin the chainwheel slowly, listen for grating, grinding or other noises indicating worn bearings. Grasp the crankarms firmly, move them from side to side. If you hear or feel roughness, or the cranks do bind, you may need new sealed bearings. **This is a job for the bike shop.** If all is well so far, routine lubrication is all you need to do.
2. Remove dust caps with 5 mm Allen wrench. Remove crank binder bolts with 15 mm thin wall socket wrench.
3. Insert crank puller tool into crank dust cap threads (Fig. 63). Make sure you turn the crank puller as far as it will go into dust cap threads so you don't strip these threads. Turn crank puller tool clockwise with wrench until crank breaks loose. Remove both cranks. (Take this opportunity to clean chainwheels.)
4. Pry off bearing seals carefully with thin bladed knife, (Fig. 64). With small brush and kerosene or other solvent, clean old grease out of bearings. Push fresh grease (we recommend boat trailer wheelbearing grease) into bearings. Replace seals.
5. Put cranks back on bottom bracket axle. **Do not grease spindle shaft where cranks fit.)** Replace crank binder bolts and tighten to 300-325 inch/pounds. Replace dust caps.

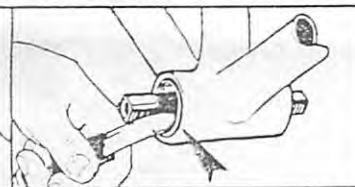
**FIGURE 62: Bottom bracket assembly, with cranks removed, showing bearing seal, arrow.**




**FIGURE 63: Crank puller tool inserted in crank.**



**FIGURE 64: Pry off bottom bracket exterior bearing seal, shown here about halfway removed.**



Sunday 17<sup>th</sup> October #17  
Horse "U-bend" Co "Wheel-Wobble"  
Location - Lat Krabang 14:00 for 15:00  
Write up ~ Met Mme Schneider



Sunday 14<sup>th</sup> November #18  
Horse "Limbo" Co "Dainty"  
Location - Pattaya 13:00 for 14:00  
Accommodation: Sea Sand @ Bang Seray  
Reservations: A.S.A.P to "Limbo".  
Write up ~ Met Mme Battram

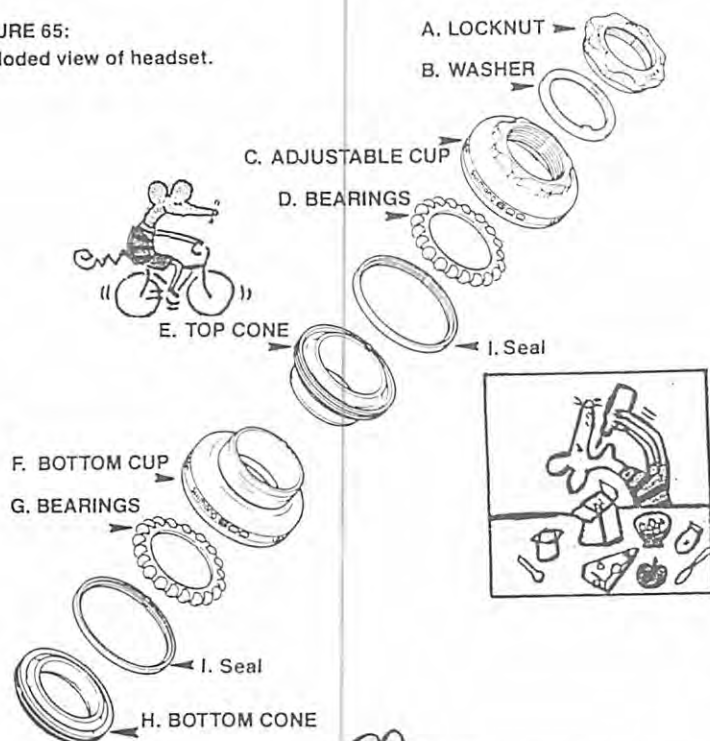




# HEADSET



FIGURE 65:  
Exploded view of headset.




## Headset Maintenance

The headset (Fig. 65) consists of the cups, cones and bearings on your fork. These bearings should be removed, cleaned and regreased once a year, more often if you ride over sand, mud and water:

1. Loosen stem binder bolt, (Fig. 48, page 19) and pull handlebars and stem out off the fork.
2. Put one 32 mm wrench on the adjustable cup ("C" in Fig. 65) and another 32 mm wrench on the headset locknut ("A" in Fig. 65). Hold the adjustable cup with one wrench, while you turn the locknut counterclockwise to remove it. Remove the washer, adjustable cup and bearings.
3. With the locknut, washer, and adjustable cup removed, you can pull out the fork and remove bearings from the bottom cup (Fig. 65).
4. Clean bearings in solvent and repack with boat trailer wheelbearing grease.
5. Replace lower fork bearing and fork.
6. Replace upper fork bearings, adjustable cup and turn the cup clockwise by hand as far as possible.
7. Replace washer and locknut. Hold adjustable cup with one wrench, turn locknut tight with other wrench.
8. Check headset bearing adjustment as follows. Straddle the bike. Hold front brake closed in braking position. Rock bike back and forth. If you feel looseness in front fork, loosen locknut one turn. Tighten adjustable cup 1/4 turn, hold it with wrench, tighten locknut. Repeat this step and straddle test until you no longer feel looseness in headset bearings.
9. Check headset for tightness. Hold front wheel off ground. Turn handlebar gently. Handlebar should turn with no feeling of tightness. If bearings are too tight, readjust by loosening locknut, backing off adjustable cup 1/4 turn and retightening locknut as in step 8. Repeat until fork and handlebars turn freely.
10. On any long trip, make it a habit to check headset looseness every morning. Adjust as necessary (but bring along the two 32 mm wrenches on the trip.)



Sunday 19th December #19  
Hares: Sue & Chris Curtis  
Location: T.B.A (but festive?)  
Write up: Met Mme Larrie



#20  
TBA  
Sunday XX January 74  
Hare "Cybo" & "Dillion"  
Location: Goodburnland  
Write up ~ Met Mme Curtis

