
Read Mobile Number In Outlook Email-Raksha Technologies

Readme

Version 1.0

26/05/2020

Overview

This Bot performs the following:

- *Extract Mobile Number from the sender Email signature in outlook.*
- *Using this bot user can get senders mail ID, mobile number from their signature without repetitive data.*
- *User can define the in between email dates (start date, end date).*

Requirements & Prerequisites

- Automation Anywhere Client v 11.3.x
- Perform Various Email Operations Meta Bot. Download it from bot store and install as per installation guide.
- Microsoft office Outlook Client need to be installed and configured with user profile.
- Microsoft Excel need to be installed.

Installation

- Download the bot from Bot Store.
- Double click the installation file (.msi) and follow steps mentioned on screen.
- In case My MetaBots (.metabot file) is not copied to local My MetaBots folder, kindly copy paste from the bot installed location.

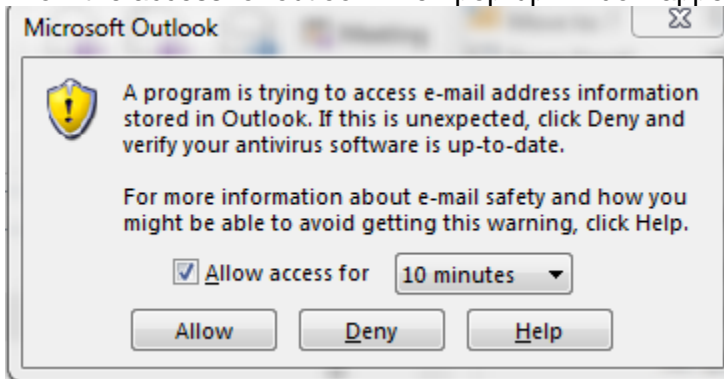
- The Bot folder structure would be as follows:

For Eg: "C:\Users\\Documents\Automation Anywhere Files\"

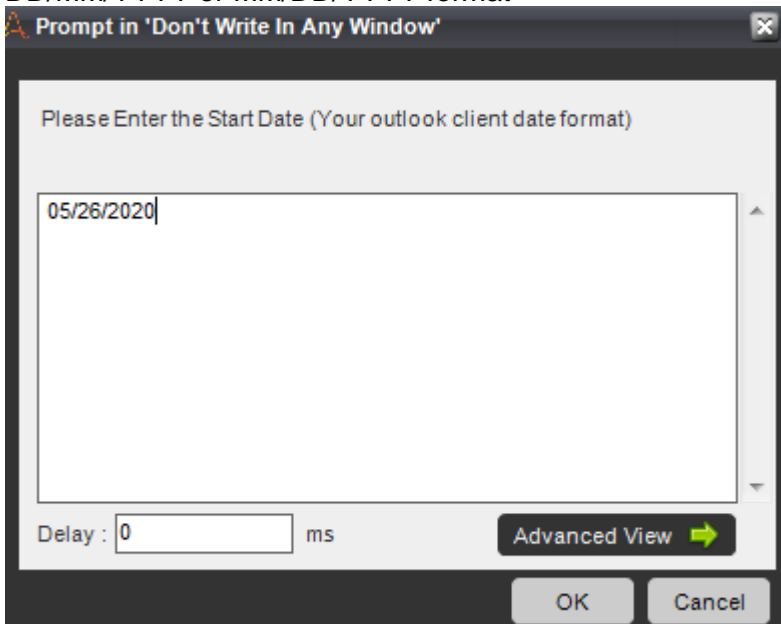
- Automation Anywhere My Tasks Bot Store
 - Read Mobile Number from sender's email using outlook-Raksha Technologies
 - My Tasks
 - My MetaBots
 - Input Folder
 - Output Folder
 - Error Folder

How to use this bot?

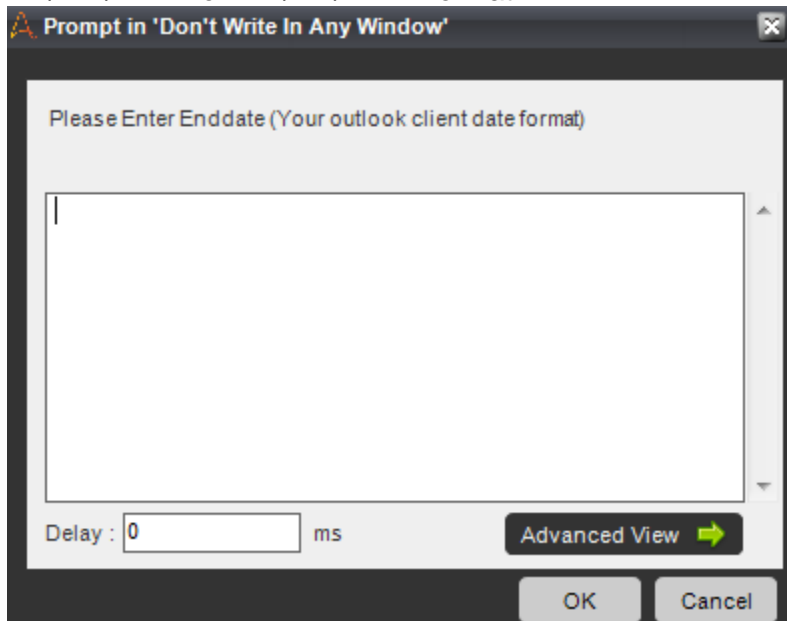
- Please Accept that the data accuracy will be 80%.
- Open the Microsoft Outlook client and Login
- Run the bot
- Allow the access for outlook when pop-up window appears



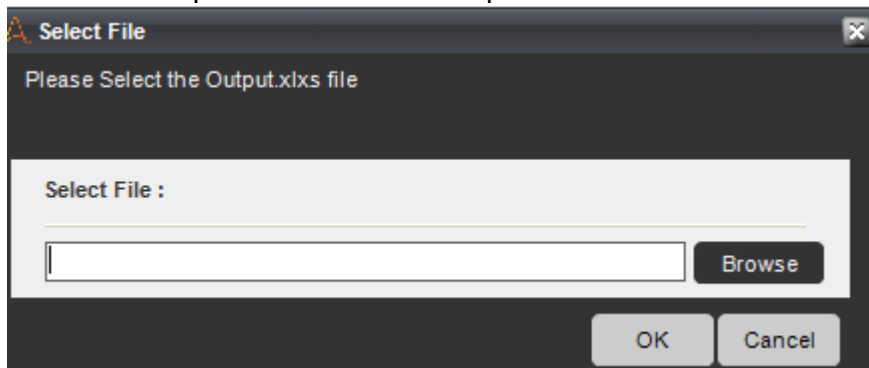
- Enter the start date. The date format should be as per your email. It maybe in DD/MM/YYYY or MM/DD/YYYY format



- Enter the End date. The date format should be as per your email. It maybe in DD/MM/YYYY or MM/DD/YYYY format



- Select the Output.xlsx file from the Input Folder



- Select the EmailBody.txt file from input folder.
- Allow Access to the outlook after 10 minutes for large amount of mail process.
- After completion of the process the data will be stored in the ouput.xlsx file

Troubleshooting & Support

Incase Bot runs without entering data please check the date format you entered.

Support

Please contact at Mohan@raksha.co.in