



Advanced Prompts

Readme

Version 1.0

3/03/2021

Table of Contents

1. Introduction	3
1.1 Overview	3
1.2 Use Cases	3
2. Requirements & Prerequisites	4
2.1 System Requirements	4
2.2 Prerequisites	4
3. Getting Started	5
3.1 Quick Start	5
3.1.1 Setup	5
3.1.2 Configuration	5
4. Support & FAQs	7
4.1 Support	7
4.2 FAQs	7
Appendix A: Record of Changes	8
Appendix B: References	9

1. Introduction

This document contains all essential information for the user to make full use of this A2019 Advanced Prompts Package. It includes a description of the functions and capabilities and step-by-step procedures for setup & configuration of the Advanced Prompts Package.

1.1 Overview

Provides a way to export multiple bots at the same time through the list of bot names.

1.2 Use cases

The key use cases include:

- For Multiple Check Box
- For Multiple Radio Box.

2. Requirements & Prerequisites

2.1 System Requirements

[Enterprise A2019 \(Cloud deployed\) and Community Edition device requirements.](#)

Review the machine hardware specifications, operating system versions, and browser types supported by Automation Anywhere Enterprise for creating and running bots and command packages as an Enterprise A2019 (Cloud deployed) or Community Edition user on your local machine.

2.2 Prerequisites

No specific prerequisites beyond the installation of A2019.

3. Getting Started

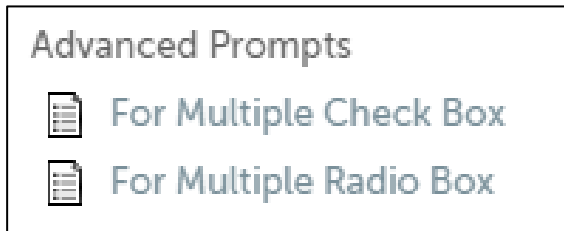
3.1 Quick Start

3.1.1 Setup

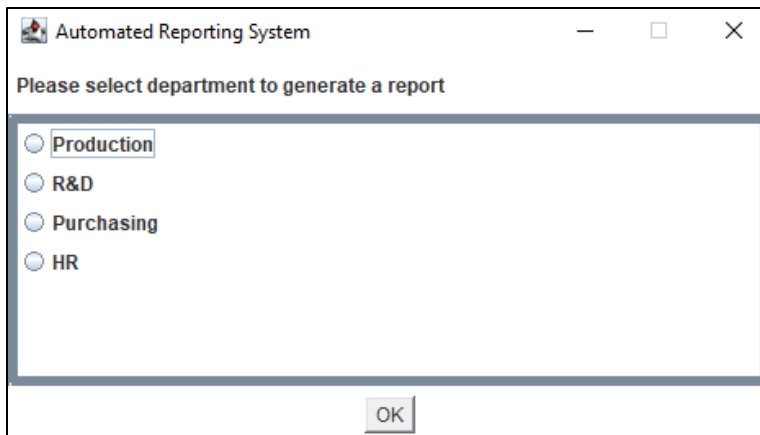
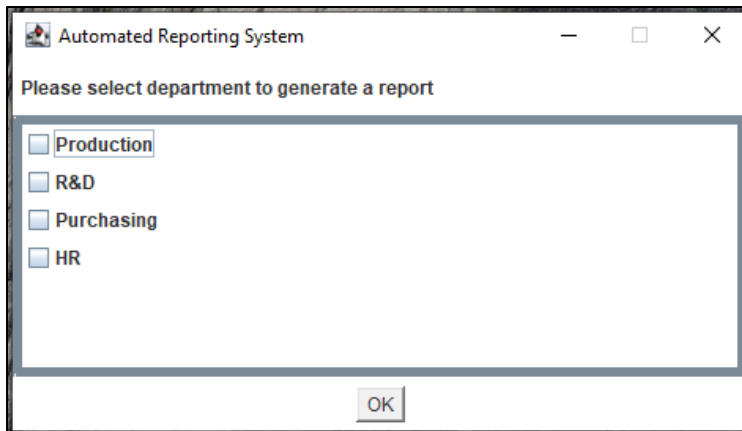
No special setup is required.

3.1.2 Configuration and Use

This package contains the following actions:



Sample results:



No	Action	Description	Parameters
1	For Multiple Check Box	Prompts user for select multiple value.	Input: <ul style="list-style-type: none"> ● Prompt window caption. ● Prompt message. ● List of options. Output: <ul style="list-style-type: none"> ● Selected options.
2	For Multiple Radio Box	Prompts user for select value.	Input: <ul style="list-style-type: none"> ● Prompt window caption. ● Prompt message. ● List of options. Output: <ul style="list-style-type: none"> ● Selected options.

4. Support & FAQs

4.1 Support

Free bots are not officially supported. You can get access to Community Support through the following channels:

- You can get access to Community Support, connecting with other Automation Anywhere customers and developers on [APeople](#) – the [Bot Building Forum](#), the [Bot Store Support Forum](#), or the [Developers Everywhere Group](#).
- Automation Anywhere also provides a [Product Documentation portal](#) which can be accessed for more information about our products and guidance on [Enterprise A2019](#).

4.2 FAQs

For questions relating to Enterprise A2019: See the [Enterprise A2019 FAQs](#).

Appendix A: Record of Changes

No.	Version Number	Date of Change	Author	Notes
<i>1</i>	<i>1.0.0-</i>	<i>2021/03/3</i>	<i>ThangNS</i>	

Appendix B: References

No.	Topic	Reference Link
1	Overview of Enterprise A2019	Click here
2	Guidance: Building basic A2019 bots	Click here
3	Guidance: Building A2019 action packages	Click here
4	APeople Community Forum	Click here
5	Automation Anywhere University	Click here