




COLORING BOOK



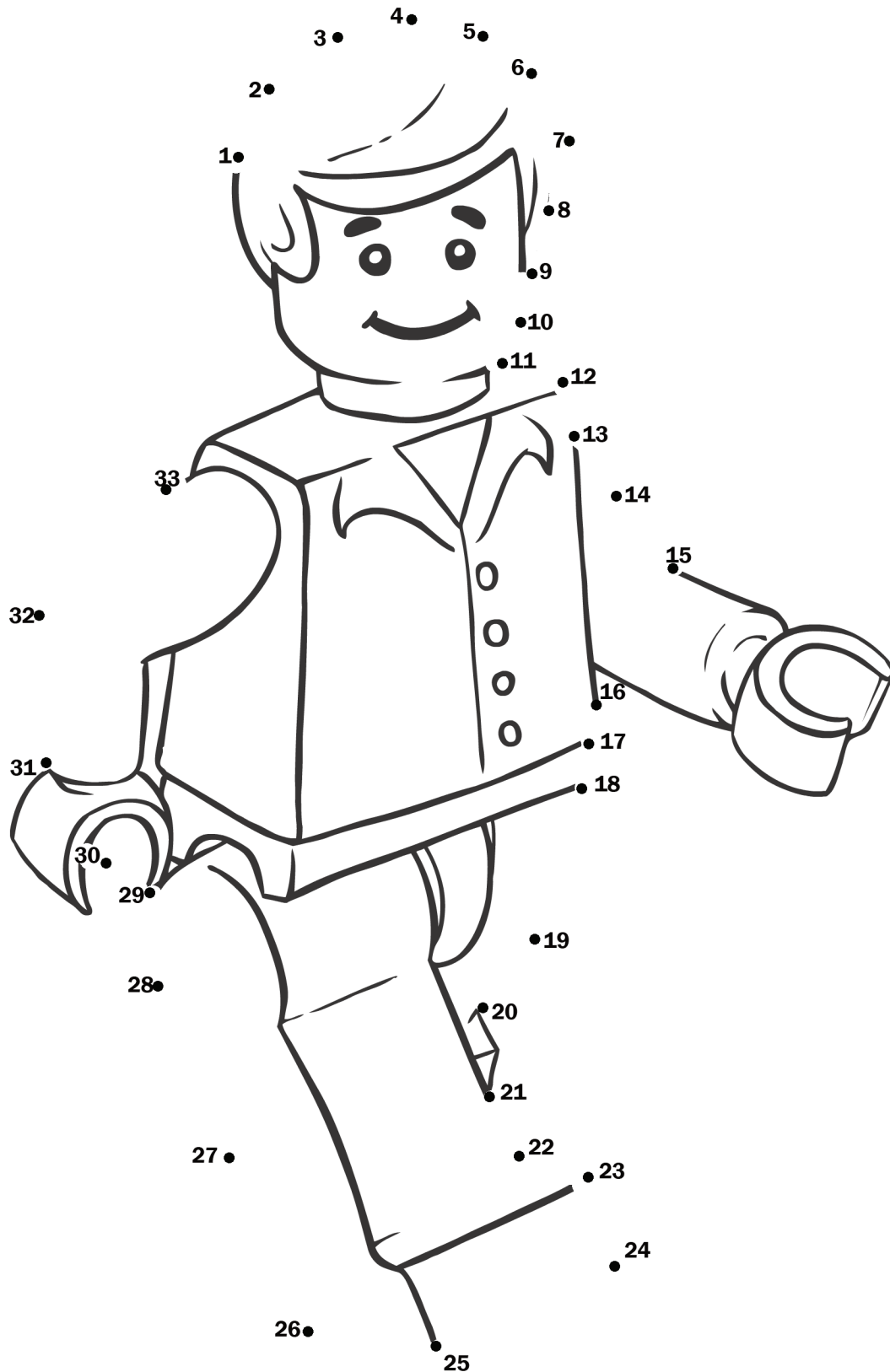







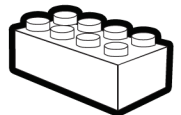




CONNECT THE DOTS





HELP ME FIND MY BRICKS




DRAW YOUR OWN FACE










WORD SEARCH

bricks
4 kidz

FIND THESE WORDS

- | | |
|-----------|--------------|
| 1. KIDZ | 7. FUN |
| 2. BRICKS | 8. LEGO |
| 3. LEARN | 9. SPACE |
| 4. BUILD | 10. PLAY |
| 5. CARS | 11. AIRPLANE |
| 6. SCHOOL | 12. BOAT |



K I D Z A I K W B O A T A X O A
P I J Q W A C I O A D D A H F A
W O W A I B A B R I C K S P D W
L O A G W I C X H Z P U G L S A
E A W A A S P A C E A O P A Z W
G A A E F A F K Z A S C B Y Q S
O A A A P K L A Y C A V R Z T C
W V P L A F U N L O W A I L U H
A T W A I R P L A N E Z K E C O
K I A E W A W K V A I B Y A V O
B U I L D V L K K B V K B R P L
J V Z C A R S M A O N Y F N K O

FILL IN THE WORD THAT BEST COMPLETES THE SENTENCE

1. IT IS TOO _____ TO PLAY OUTSIDE TODAY.
(FOUND, COLD, WHERE, MINE)

2. HE _____ THE BOOK TO SAM.
(MADE, GAVE, FOUND, KNOW)

3. SHE IS A _____ NICE PERSON.
(WELL, VERY, MANY, RIGHT)

4. _____ THE BOYS TO BE QUIET.
(GOES, WHICH, TELL, FOR, WHEN)

5. ASK JADE TO COME AND PLAY WITH _____.
(USE, THERE, US, THOSE)

6. _____ APPLES ARE VERY GOOD!
(UPON, WHICH, THESE, WHERE)

7. I _____ A TEN DOLLAR BILL!
(WHICH, WORK, WOULD, FOUND)

8. CAN YOU _____ YOUR DAD THAT IT IS TIME FOR LUNCH?
(FIND, TELL, FAST, GAVE)

9. I DIDN'T KNOW YOU COULD RUN SO _____.
(FOUND, FAST, WHEN, WHERE, COULD)

10. _____ YOUR BROTHER PLAY HOCKEY?
(WHEN, DOES, DON'T, CAN'T)

11. HOW COME WE HAVE SO MUCH _____ TODAY?
(SLEEP, WORK, SING, READ, WISH)

FILL IN THE BLANKS



1. MY FRIEND TOM IS _____ YEARS OLD _____.
2. _____ YOUR ROOM _____, IT WON'T TAKE YOU VERY _____.
3. LET'S WORK _____ AND THEN WE'LL BE _____!
4. _____ LOTS OF MILK TO HELP KEEP YOUR TEETH _____.
5. TRY NOT TO _____ WHEN YOU SKATE, FALLING ON THE ICE WILL _____!
6. I _____ FORGET TO DO MY HOMEWORK.
7. WILL YOU HELP ME _____ THESE BOXES?
8. WHEN I FINISH THAT LARGE _____ I WILL BE _____!
9. CAN YOU _____ MARBLES IN YOUR HAND?
10. I HOPE YOU START FEELING _____ SOON.
11. WHEN YOU ARE _____ YOUR WORK, YOU MAY GO OUTSIDE.
12. HOW DID YOU _____ YOUR HAND? DOES IT _____?
13. IT IS _____ TIME YOU FINISHED YOUR MATH!
14. I HAVE _____ EVER, GONE TO A _____.

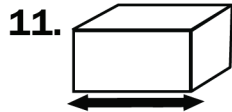
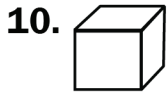
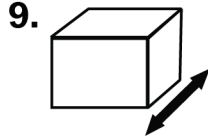
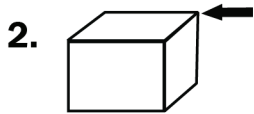
WORD LIST: (SOME WORDS ARE USED MORE THAN ONCE)

ABOUT, BETTER, BRING, CARRY, CLEAN, CUT, DONE, DRAW, DRINK, EIGHT, FALL, FAR, FULL, GOT, GROW, HOLD, HOT, HURT, IF, KEEP, KIND, TODAY, NOW, LONG, NEVER, TOGETHER, SMALL START, TEN, SHALL, SHOW


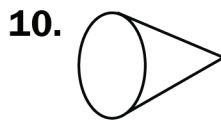
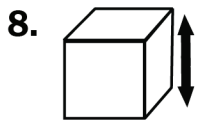
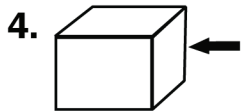

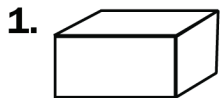
GEOMETRICALLY SPEAKING

A SOLID FIGURE IS AN OBJECT THAT HAS LENGTH, WIDTH, AND HEIGHT. USE THE PICTURE CLUES TO COMPLETE THE CROSSWORD PUZZLE WITH WORDS RELATING TO SOLID FIGURES. TRY TO COMPLETE THE PUZZLE WITHOUT LOOKING AT THE WORDS AT THE BOTTOM OF THE PAGE.

ACROSS




DOWN



ANSWER KEY:

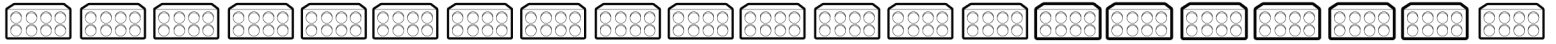
FACE	EDGE	CUBE	CYLINDER	PYRAMID	WIDTH	SPHERE	LENGTH	VERTEX	HEIGHT	(RECTANGULAR) PRISM
------	------	------	----------	---------	-------	--------	--------	--------	--------	---------------------



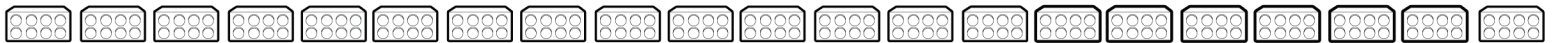
HELP ME COUNT MY BRICKS



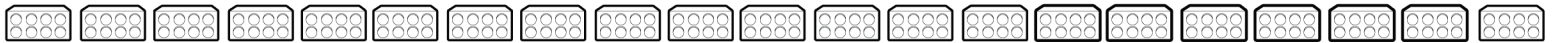
1. CIRCLE THE NINETEENTH BRICK.



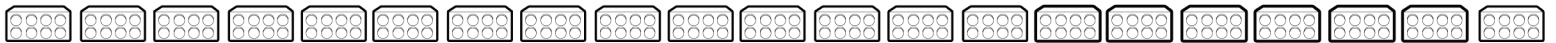
2. UNDERLINE THE TWELFTH BRICK.



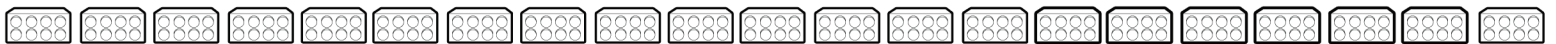
3. PUT AN 'X' OVER THE FIFTEENTH BRICK.



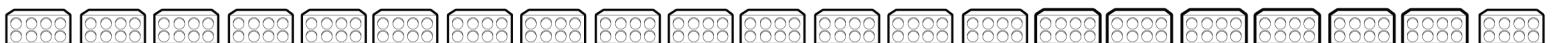
4. CIRCLE THE THIRTEENTH BRICK.



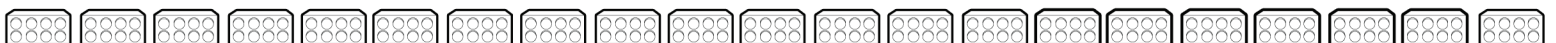
5. UNDERLINE THE FOURTEENTH BRICK.



6. PUT A SQUARE AROUND THE TWENTIETH BRICK.



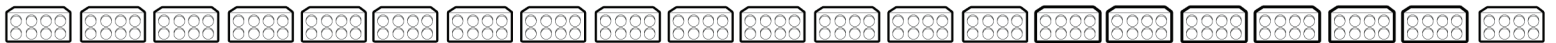
7. CIRCLE THE SIXTEENTH BRICK.



8. UNDERLINE THE NINETEENTH BRICK.



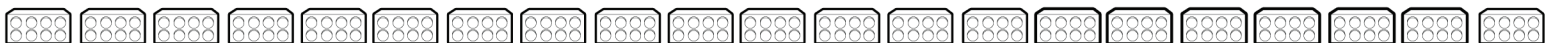
9. PUT A SQUARE AROUND THE FIRST BRICK.



10. PUT AN 'X' OVER THE EIGHTEENTH BRICK.



11. CIRCLE THE TWENTY-FIRST BRICK.




12. UNDERLINE THE ELEVENTH BRICK.



LOOK FOR EASY NUMBERS FOR E-Z ADDITION

DIRECTIONS: Solve the problems below by making easy numbers. Look for the numbers that add to 10, 20, 30, or other easy tens numbers. See the examples here.



EXAMPLES

$$\begin{aligned} 20 + 4 \\ = 24 \end{aligned}$$

$$\begin{aligned} 20 + 30 \\ = 50 \end{aligned}$$

$$\begin{aligned} 6 + 8 + 4 \\ = 6 + 4 + 8 \\ = 10 + 8 \\ = 18 \end{aligned}$$

$$\begin{aligned} 5 + 4 + 10 + 6 \\ = 4 + 6 + 5 + 10 \\ = 10 + 5 + 10 \\ = 10 + 10 + 5 \\ = 25 \end{aligned}$$

1. $7 + 3 + 5 = \underline{\hspace{2cm}}$

7. $29 + 10 + 1 = \underline{\hspace{2cm}}$

2. $5 + 9 + 5 = \underline{\hspace{2cm}}$

8. $17 + 6 + 3 = \underline{\hspace{2cm}}$

3. $4 + 4 + 6 = \underline{\hspace{2cm}}$

9. $25 + 8 + 5 = \underline{\hspace{2cm}}$

4. $9 + 8 + 1 = \underline{\hspace{2cm}}$

10. $36 + 4 + 7 = \underline{\hspace{2cm}}$

5. $2 + 18 + 2 = \underline{\hspace{2cm}}$

11. $52 + 7 + 1 + 8 = \underline{\hspace{2cm}}$

6. $7 + 18 + 2 = \underline{\hspace{2cm}}$

12. $75 + 3 + 5 = \underline{\hspace{2cm}}$

WRITE ABOUT IT

What do you look for when making easy numbers?



CIRCLE THE CORRECT ADJECTIVE

a) All of the people at the beach were **very warm**.

having fun

hot

hungry

b) The little boy was **feeling scared** until they turned on the lights.

afraid

tired

small

c) She wore a **very pretty** dress to school.

ugly

all white

beautiful

d) Most alligators have **very large** mouths.

small

angry

giant

e) The baseball player's clothes were **not dirty**.

brand new

clean

neat

f) We should use very **well - known** dog in the movie

famous

cute

strong

g) The lid on the magic box is **not closed!**

hard to see

tight

open

h) Another way to say **as many as needed** is:

too much

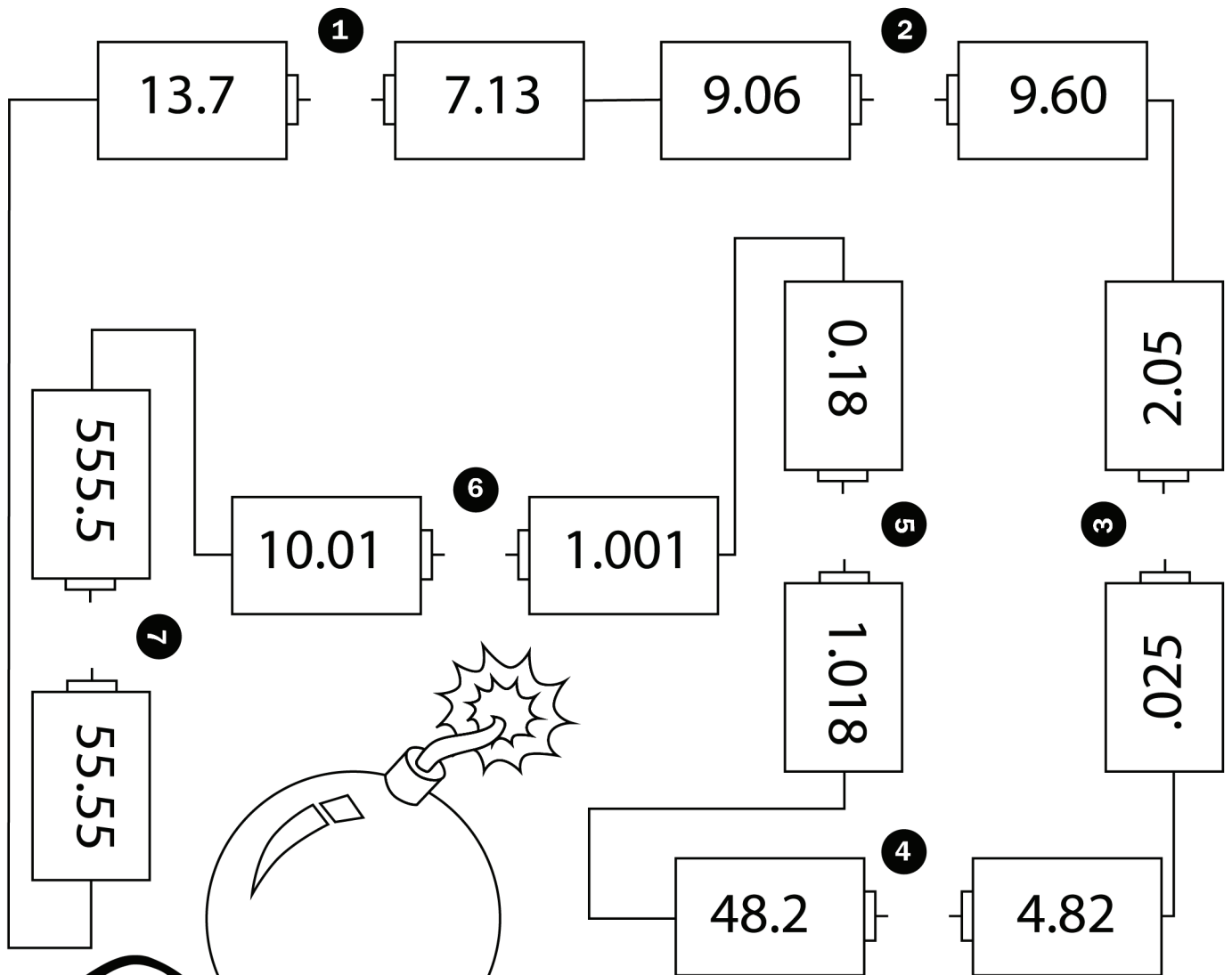
enough

cost a lot

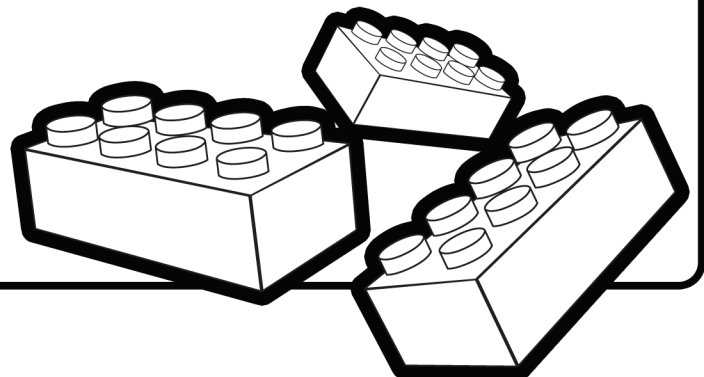
DECIMAL DILEMMA




Phew! To defuse Dr. X's bomb we had to be quick with decimals. It wouldn't be a bad idea to sharpen up our skills for next time. When you see a space between two batteries, compare the two decimals on each battery. Complete the circuit by writing $>$ (greater than) or $<$ (less than) between the batteries.



bricks
4 kidz





ALL ABOUT ME LEGO MAN

MY NAME IS:

(DRAW YOUR LEGO FACE IN THE SQUARE)

**I'M SPECIAL
BECAUSE:**

FUN FACTS ABOUT ME

MY TEACHER IS: _____

MY BIRTHDAY IS: _____

THE MEMBERS OF MY FAMILY ARE: _____

WHEN I GROW UP, I WANT TO BE: _____

**I HELP
OTHERS BY:**

FAVORITE COLOR:

**SOMETHING I
LIKE TO DO AT
SCHOOL IS:**

**SOMETHING I
LIKE TO DO AT
HOME IS:**

FAVORITE FOOD:

FAVORITE ANIMAL:

FAVORITE BOOK:



bricks 4 kidz[®]