



















INSTANT POT COOKING TIMES

- ✓ Use natural release for red meat, and use quick release for everything else.
- ✓ If there is a range of cooking times, choose a time based on the size of the item you're cooking.
- ✓ Everything on this list is meant to be cooked on the manual setting on "high".

Use this cheat sheet to make your next meal an *instant* success!

BEEF ROAST  35-40 MINUTES	DRY BLACK OR PINTO BEANS  <i>Cover beans with water</i> 26 MINUTES	BONELESS RIBS  25 MINUTES	CHICKEN BREASTS  8 MINUTES	CHICKEN THIGHS  9 MINUTES
WHOLE CHICKEN  <i>Use sauté function to brown first with a little oil</i> 6 MINUTES PER POUND	CORN ON THE COB  3-4 MINUTES	FISH FILLET (FRESH)  2-3 MINUTES	FISH FILLET (FROZEN)  3-4 MINUTES	HARD-BOILED EGGS  <i>Add 1 cup water and use metal rack</i> 4 MINUTES
QUICK OATS  <i>Oats : Water 1 : 1.6</i> 5 MINUTES	STEEL-CUT OATS  <i>Oats : Water 1 : 1.6</i> 10 MINUTES	PASTA  <i>Cover noodles with water</i> 4 MINUTES	PORK CHOPS  <i>Use sauté function to brown first with a little oil</i> 5 MINUTES	PORK ROAST  <i>Use sauté function to brown first with a little oil</i> 45-55 MINUTES
WHOLE POTATOES  <i>Add 1 cup water and use metal rack</i> 12-15 MINUTES	BROWN RICE  <i>Rice : Water 1 : 1.25</i> 25 MINUTES	WHITE RICE  <i>Rice : Water 1 : 1</i> 12 MINUTES	WILD RICE  <i>Rice : Water 1 : 1.3</i> 27 MINUTES	VEGGIES (CHUNKS)  <i>Add 1 cup water and use metal rack</i> 1-3 MINUTES