

# Lago Island Spa Bath

 MADE IN AUSTRALIA



SPA BATH SHELL



PUMP, JETS  
& FITTINGS

The Lago's large rectangle design combines form & function, making it ideal for dual bathing. It is the perfect match for the minimal, contemporary style found in today's bathrooms.

- AS/NZ Standard AS3861/1991
- Steel rod reinforced rim
- Double reinforced bath base
- Suitable for dual bathing

## PRODUCT SPECIFICATIONS

Colour:	High Gloss White
Material:	Premium Sanitary grade acrylic
Length:	1795mm
Width:	1050mm
Height:	490mm
Capacity:	268L [200mm below the bath rim]
Bath Type:	Island
Waste Position:	Centre
Warranty:	*10 years spa shell, *5 years pump, jets, fittings (*refer to decina.com.au)

### LAGO CONTOUR SPA BATH ●●● 18 JETS

SIZE (l) x (w) x (d) mm	CAPACITY*	NET WEIGHT	CODE
1795 x 1050 x 490	268L	56kg	LA1790CNPAWC

- 6 x flush C-Lenda™ centro jets
- 12 x flush C-Lenda™ mini jets
- 2 x flush C-Lenda™ air controls
- 1 x flush C-Lenda™ suction
- 1 x Sensa-Touch pad control (rim mounted)
- 750 watt 3-stage heat boost pump
- 2 x Fiore black headrests



### LAGO DOLCE VITA SPA BATH ●●●● 26 JETS

SIZE (l) x (w) x (d) mm	CAPACITY*	NET WEIGHT	CODE
1795 x 1050 x 490	268L	76kg	LA1790DVPAWC

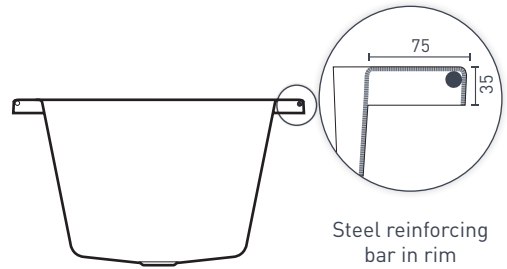
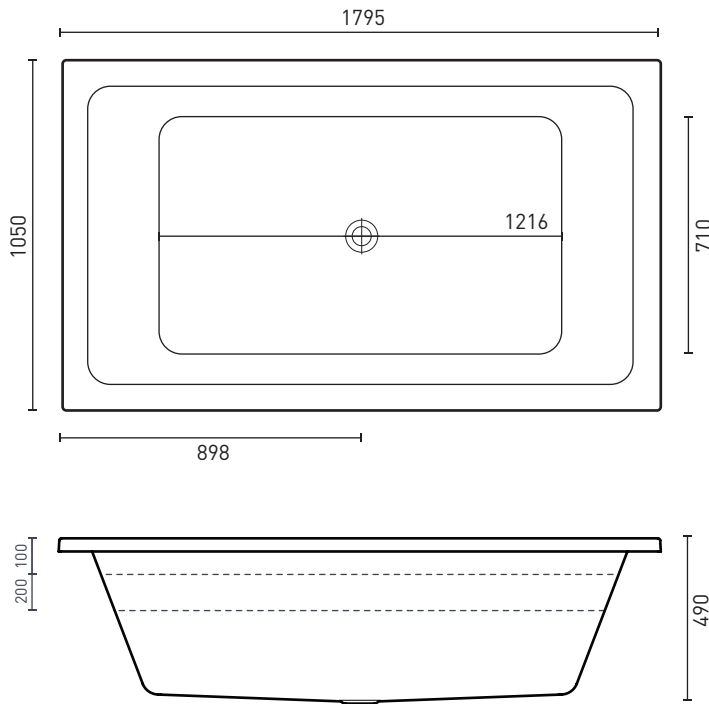
- 6 x adjustable flush C-Lenda™ centro jets
- 20 x adjustable flush C-Lenda™ mini jets
- 4 x flush C-Lenda™ air controls
- 1 x flush C-Lenda™ suction
- Spa Key remote control
- 1100 watt spa key heat boost pump
- 2 x Fiore black headrests



Available with Chrome, White or Black jets



## TECHNICAL DRAWINGS



Steel reinforcing bar in rim

### OPTIONAL ACCESSORIES

- 40mm Removable pop-up waste *Chrome* **WA001**, *White Gloss* **WA002**, *Black Matte* **WA003**
- Pop-up waste & overflow kit *Chrome* **OWA001**
- Pop-down waste & overflow kit *Chrome* **OWA002**
- Pop-down waste & overflow kit *Black* **OWA003**
- Fiore headrest *Black Straight* **SY242-A-B** [2 x headrests included with Contour & Dolce Vita spa]
- Base Support Frame **TAP002**

## SPA BATH ORDER FORM

Spa baths are made to order on receipt of the order form & are non-refundable. Whilst we aim for 15-20 working days for completion & dispatch, please contact Decina for current lead times. We recommend filling out your spa bath order form with your qualified tradesperson.

**COMPANY & BRANCH:** \_\_\_\_\_ **PHONE NO:** \_\_\_\_\_

**CONTACT:** \_\_\_\_\_ **ORDER NO:** \_\_\_\_\_ **DATE:** \_\_\_\_\_

**MODEL:** \_\_\_\_\_ **SIZE:** \_\_\_\_\_ **QTY:** \_\_\_\_\_ **RANGE** CONTOUR  DOLCE VITA

### JET COLOUR (DOLCE VITA ONLY)

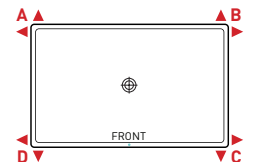
(NO additional cost) Chrome  White  Black  

### SPA PUMP NOTES

- The spa pump does not fit directly in the baths perimeter (allow 100mm)
- The spa pump must be easily accessible for maintenance
- Waste positions can not be changed
- The spa pump controls will always be at the front, unless indicated below
- We recommend spa pumps installed outside are fitted with a Spa Pump Cover EDG119 (optional extra)
- We recommend spa pumps installed inside are fitted with a Drain Tray EDG140 (optional extra)

**Please refer to the technical drawings before choosing your spa pump position, as spa bath waste & pump positions CANNOT be customised**

### 1. CIRCLE YOUR PUMP POSITION A / B / C / D ON THE DIAGRAM



**CUSTOMER NAME:** \_\_\_\_\_ **CUSTOMER SIGNATURE:** \_\_\_\_\_

**CUSTOMER EMAIL:** \_\_\_\_\_ **CUSTOMER PHONE NO:** \_\_\_\_\_

\*Whilst every effort is made to adhere to published jet & fittings positions, variation to specifications may occur without notice.

**DECINA**  
DISCOVER INDULGENCE

DECINA.COM.AU 1300 DECINA   

\*Warranty T&Cs apply, visit [decina.com.au](http://decina.com.au) Decina reserves the right to change specifications without notice. Due to manufacturing tolerances dimensions may vary +/- 5mm. We recommend installation does not start until after delivery. Please confirm all particulars prior to purchase, call 1300 DECINA or visit [decina.com.au](http://decina.com.au)