



Zen SS316L Single Towel Rail 600/800mm

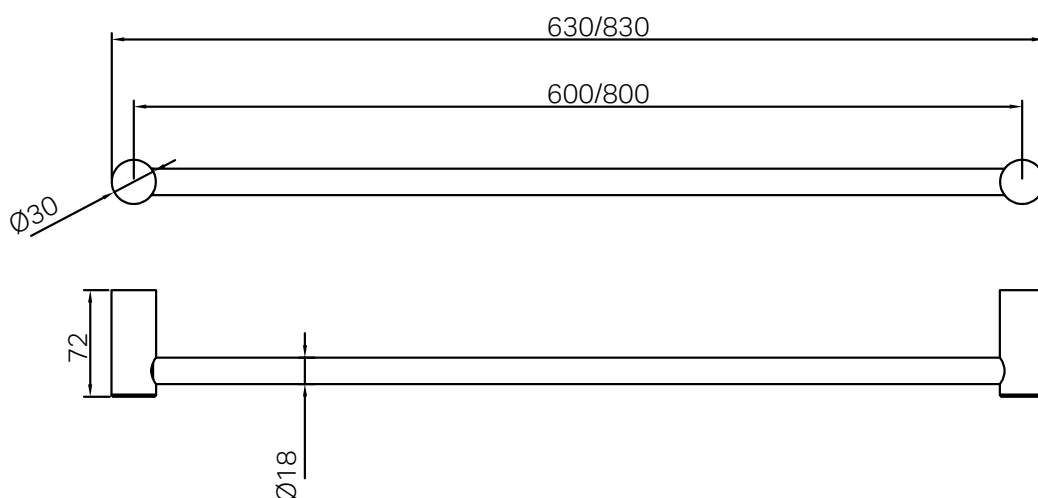
Finish & SKU

	Brushed Bronze NR1624BZ NR1630BZ		Graphite NR1624GR NR1630GR
	Brushed Gold NR1624BG NR1630BG		Brushed Nickel NR1624BN NR1630BN



Features

- 316L stainless steel construction for durability
- Easy to install
- Can be cutted in different lengths



Maintenance And Care

- Regularly check the mixer and connections for signs of wear or leaks.
- Clean the tap with mild soapy water to maintain its appearance, avoiding harsh chemicals and abrasive materials that may damage the finish.

- Dimensions are nominal measurements only.