






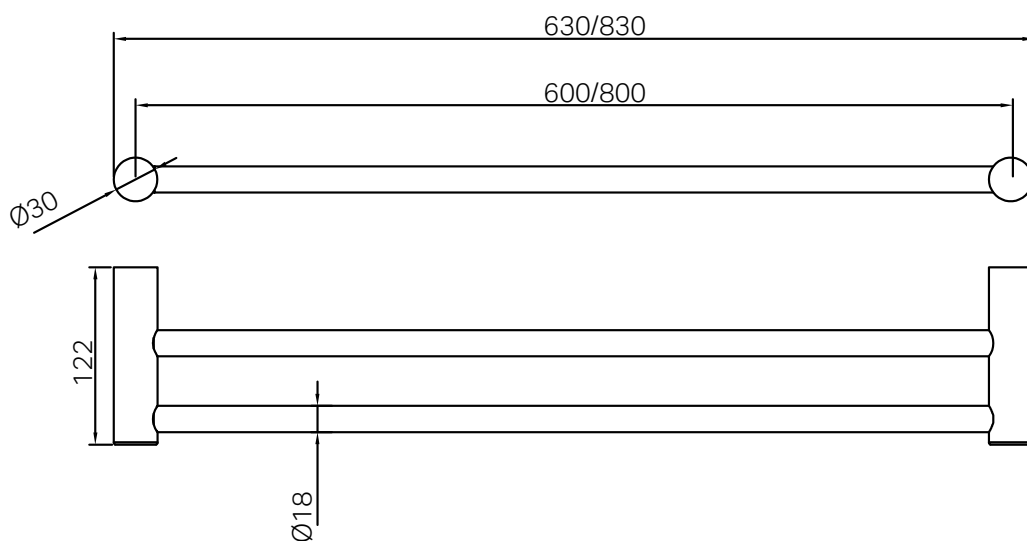
Zen SS316L Double Towel Rail 600/800mm

Finish & SKU

 Brushed Bronze NR1624dBZ NR1630dBZ	 Graphite NR1624dGR NR1630dGR	
 Brushed Gold NR1624dBG NR1630dBG	 Brushed Nickel NR1624dBN NR1630dBN	

Features

- 316L stainless steel construction for durability
- Easy to install
- Can be cutted in different lengths



Maintenance And Care

- Regularly check the mixer and connections for signs of wear or leaks.
- Clean the tap with mild soapy water to maintain its appearance, avoiding harsh chemicals and abrasive materials that may damage the finish.

- Dimensions are nominal measurements only.