DIALIGHT PART NUMBER	OPRATING VOLTAGE	LED COLOR	TERMINATOR	WATER TIGHT
607-3132-120F	6V	RED	TERMINALS	NO
607-3132-130F	12V		TERMINALS	NO
607-3132-140F	24V		TERMINALS	NO
607-3232-120F	6V	GREEN	TERMINALS	NO
607-3232-130F	12V		TERMINALS	NO
607-3232-140F	24V		TERMINALS	NO
607-3332-120F	6V	YELLOW	TERMINALS	NO
607-3332-130F	12V		TERMINALS	NO
607-3332-140F	24V		TERMINALS	NO
607-3132-320F	6V	RED	TERMINALS	YES
607-3132-330F	12V		TERMINALS	YES
607-3132-340F	24V		TERMINALS	YES
607-3232-320F	6V	GREEN	TERMINALS	YES
607-3232-330F	12V		TERMINALS	YES
607-3232-340F	24V		TERMINALS	YES
607-3332-320F	6V	YELLOW	TERMINALS	YES
607-3332-330F	12V		TERMINALS	YES
607-3332-340F	24V		TERMINALS	YES

RoHS COMPLIANT 607-3X32-1X0F & 607-3X32-3X0F

Part Numbers with the "F" suffix ending are RoHS Compliant. Packaging is marked with "RoHS Compliant" label or equivalent markings. Parts can be wave soldered, dip soldered or hand soldered using typical lead-free soldering process with max 260°C temp. for 5 sec.

REV	ECN NO	REVISIONS	DRN	CKD	APP	DATE
A	---	NEW RELEASE	AJF	KLJ	NO	7-29-09
B	114050	REDRAWN TO REFLECT ACTUAL PRODUCT, REVISE LED SPECS.	JSG	JY	JV	24JAN24

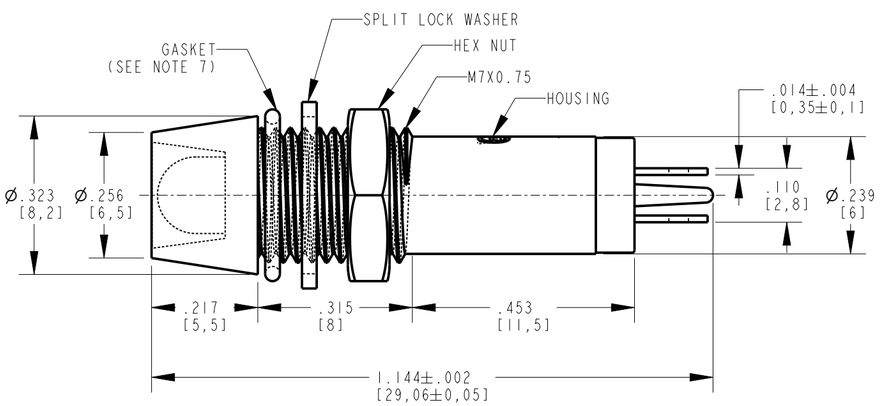

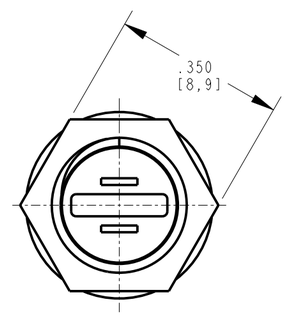

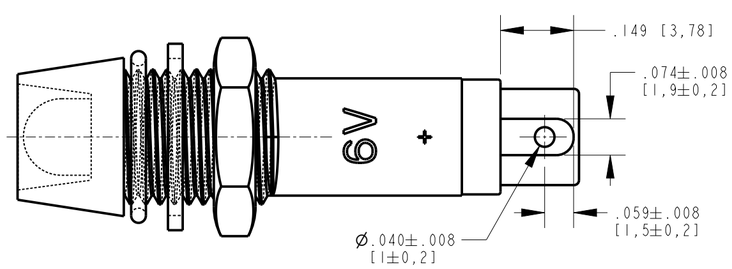

NOTES:

1. MOUNTING HOLE SIZE: Ø 0.287" [7.3mm]
2. PANEL THICKNESS: 0.187" [4.75mm]
3. MATERIALS:
   3.1 PLASTIC HOUSING & LENS: POLYCARBONATE.
   3.2 MOUNTING HEX NUT: BRASS, NICKEL PLATED.
   3.3 SPLIT LOCK WASHER: STEEL, NICKEL PLATED.
   3.4 HEADER/INSULATOR: POLYCARBONATE, COLOR: BLACK.
4. SOLDERABILITY: PER ANSI/IPC-S-805, METHOD A.
5. DIALIGHT PART NO. 607-3X32-1X0F & 607-3X32-3X0F (SEE CHART ABOVE)
6. RECOMMENDED MOUNTING TORQUE: 0.217 LBS/FT.
7. GASKET ONLY AVAILABLE ON DIALIGHT PART NO. 607-3X32-3X0F. (SEE CHART ABOVE)
8. PRODUCT IS POLARIZED.

607 SERIES	LED CHARACTERISTICS TABLE									
	ABSOLUTE MAXIMUM RATINGS					(IF=20mA) ELECTRO-OPTICAL CHARACTERISTICS				
	FORWARD CURRENT IF(mA)	REVERSE VOLTAGE VR(V)	POWER DISSIPATION PD(mW)	OPERATING TEMPERATURE Topr(°C)	STORAGE TEMPERATURE Tstg(°C)	FORWARD VOLTAGE VF(V)	REVERSE CURRENT IR(uA) MAX	LUMINOUS INTENSITY Iv(mcd)	WAVE LENGTH (nm)	ANGLE (REF.)
RED	25	5	75	-40°C to +80°C	-40°C to +85°C	2	10	180	633	66
GREEN	30	5	60	-40°C to +85°C	-40°C to +85°C	2.2	10	50	570	40
YELLOW	30	5	40	-40°C to +85°C	-40°C to +85°C	2	10	120	590	30

ATTENTION:
OBSERVE PRECAUTIONS FOR HANDLING ELECTROSTATIC SENSITIVE DEVICES

THIS DRAWING AND THE CONTENTS HEREIN ARE CONFIDENTIAL AND THE SOLE PROPERTY OF DIALIGHT CORP. REPRODUCTION OF THIS DRAWING OR CONSTRUCTION OF ANY PARTS WITHIN THIS DRAWING ARE FORBIDDEN WITHOUT THE WRITTEN CONSENT OF DIALIGHT CORP.

DIALIGHT CORP INTERNAL REFERENCE ONLY : 3D MODEL : 607X32X1X-A.6

SCALE: 4.000

ALL DIM'S IN: INCHES (MM)

TOLERANCES: UNLESS OTHERWISE SPECIFIED
FRACTIONS: ±1/64
DECIMALS (.XX): ±.01
DECIMALS (.XXX): ±.005
DECIMALS (.XXXX): ±.0005
ANGLES: ±1°

FINISH: -

FSCM 83330

DRAWING NUMBER: C-17750

REV: B

TITLE: 7mm PLASTIC LED PMI

MATERIAL: -

Dialight
1501 ROUTE 34 SOUTH
FARMINGDALE, NJ 07727
(732) 919-3119
www.dialight.com

SHEET 1 OF 1

FAMILY TABLE: