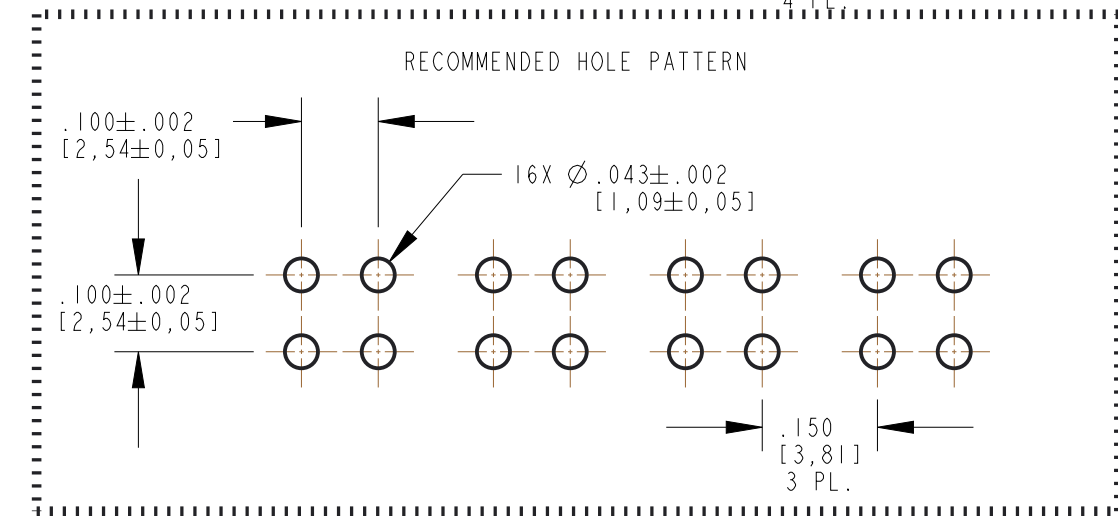
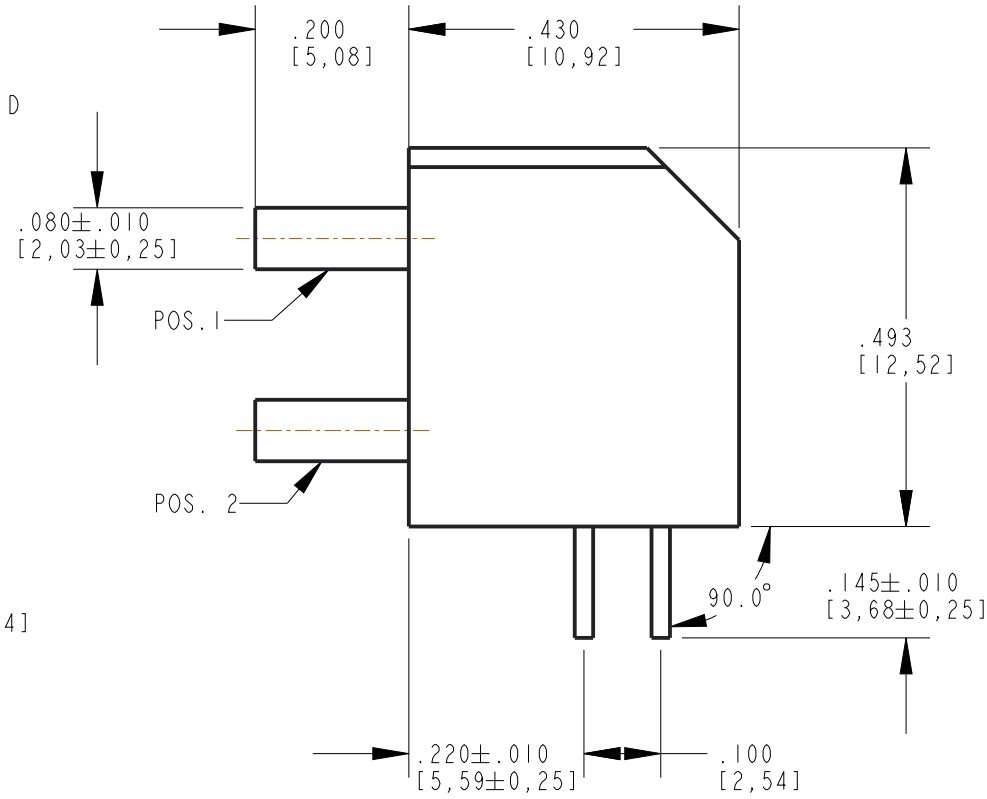
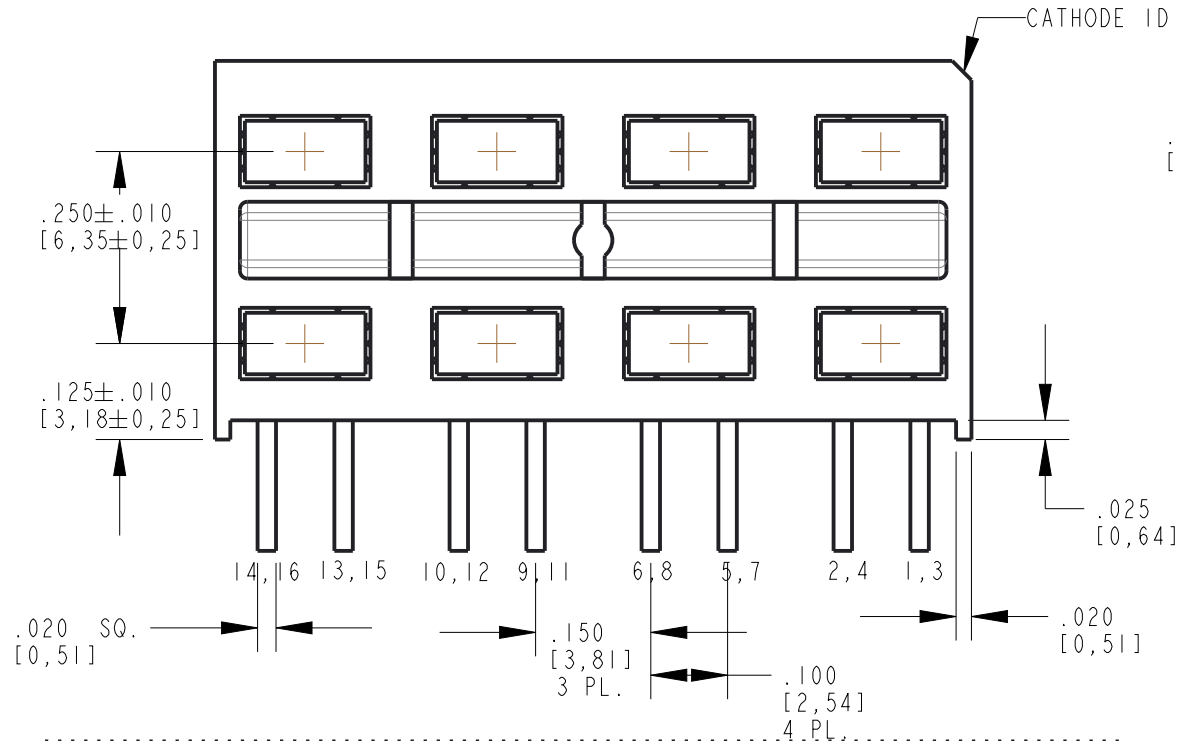


ASSEMBLY NO.	LED COLOR		REVISIONS			
	POSITION 1	POSITION 2	LTR.	ECN.	DRN.	DATE
567-0102-004F	BLANK	GREEN	A	103007	LD	3-8-23
567-0111-004F	RED	RED	A	103007	LD	3-8-23
567-0122-004F	GREEN	GREEN	A	103007	LD	3-8-23
567-0123-004F	GREEN	YELLOW	A	103007	LD	3-8-23
567-0132-004F	YELLOW	GREEN	A	103007	LD	3-8-23
567-0133-004F	YELLOW	YELLOW	A	103007	LD	3-8-23
567-0711-004F	RED/GREEN	RED/GREEN	A	103007	LD	3-8-23
567-0744-004F	GRN/YELLOW	GRN/YELLOW	A	103007	LD	3-8-23

NOTES:

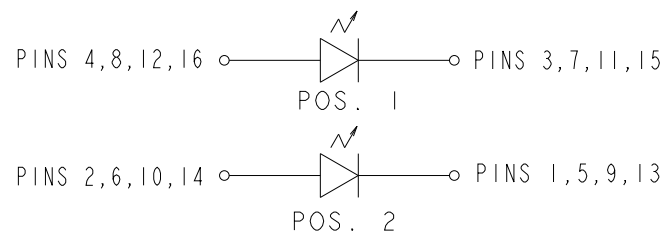
- DIALIGHT PART NUMBER: 567-01XX-004F
- PIN NUMBERS FOR REFERENCE ONLY, DESIGNATION NON-EXISTENT ON PART.
- THIS ASSEMBLY CONTAINS ELECTROSTATIC DISCHARGE SENSITIVE DEVICES (ESDS). MAINTAIN ALL PRECAUTIONARY MEASURES DURING ASSEMBLY, HANDLING AND STORAGE IN ACCORDANCE WITH IPC-A-610.

REV	ECN NO	REVISIONS	DRN	CKD	APP	DATE
A	103144	NEW RELEASE	LD	NO	CS	3-23-22

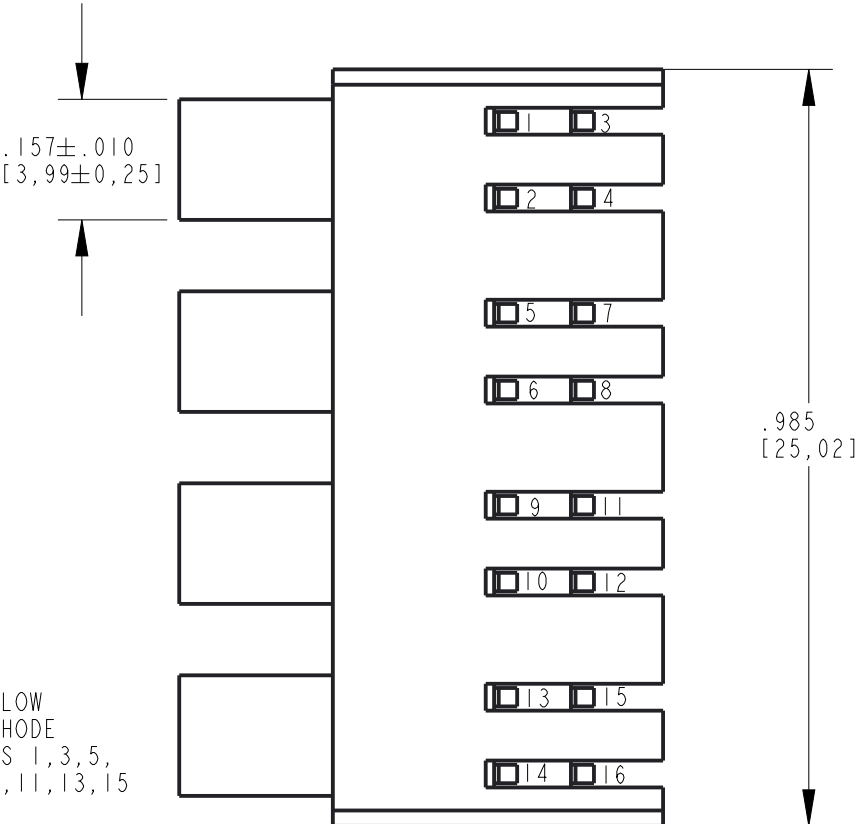


LED SCHEMATIC

SINGLE COLOR



BI-COLOR



(SINGLE COLOR) LED OPERATING CHARACTERISTICS AT T _A = 25°C							
SYMBOL	PARAMETER	COLOR	MIN	TYP	MAX	UNITS	TEST COND.
V _F	FORWARD VOLTAGE	RED		2.0	2.6	V	I _F = 20mA
		YELLOW		2.1	2.6		
		GREEN		2.1	2.6		
I _d	DOMINANT WAVELENGTH	RED		623		nm	
		YELLOW		588			
		GREEN		566			
I _V	LUMINOUS INTENSITY	RED	1.1	3.7		mcd	I _F = 10mA
		YELLOW	.7	.25			
		GREEN	3.75	5.6	8.74		
I _P	PEAK EMISSION WAVELENGTH	RED		635		nm	
		YELLOW		585			
		GREEN		565			
I _R	REVERSE CURRENT	ALL			100	uA	V _R = 5V

(BI-COLOR) LED OPERATING CHARACTERISTICS AT T _A = 25°C							
SYMBOL	PARAMETER	COLOR	MIN	TYP	MAX	UNITS	TEST COND.
V _F	FORWARD VOLTAGE	YELLOW/GREEN		2.1	2.6	V	I _F = 20mA
		RED/GREEN		2.1	2.6		
		RED/GREEN		2.1	2.6		I _F = 20mA
I _d	DOMINANT WAVELENGTH	YELLOW/GREEN		585		nm	
		RED/GREEN		565			
		RED/GREEN		621	569		
I _V	LUMINOUS INTENSITY	YELLOW/GREEN	1.1	3.7		mcd	I _F = 10mA
		RED/GREEN	1.7	5.6			
		RED/GREEN	1.7	5.6			I _F = 10mA
I _P	PEAK EMISSION WAVELENGTH	YELLOW/GREEN		585	589	nm	
		RED/GREEN		569			
		RED/GREEN		630	565		
I _R	REVERSE CURRENT	ALL			100	uA	V _R = 5V

THIS DRAWING AND THE CONTENTS HEREIN ARE CONFIDENTIAL AND THE SOLE PROPERTY OF DIALIGHT CORP. REPRODUCTION OF THIS DRAWING OR CONSTRUCTION OF ANY PARTS WITHIN THIS DRAWING ARE FORBIDDEN WITHOUT THE WRITTEN CONSENT OF DIALIGHT CORP.

DIALIGHT CORP. INTERNAL REFERENCE ONLY = 3D MODEL : 56701XX004F-A.11

SCALE: 4.000	DRAWING NUMBER	REV
ALL DIM'S: INCH (mm)	C-18660	A
TOLERANCES: UNLESS OTHERWISE SPECIFIED	TITLE	
FRACTIONS: ±1/64	2MM X 4MM QUAD LEVEL CBI	
DECIMALS (.XX): ±.01	MATERIAL	
DECIMALS (.XXX): ±.005		
DECIMALS (.XXXX): ±.0005		
ANGLES: ±1°		
FINISH		
FSCM 83330	Dialight	1501 ROUTE 34 SOUTH FARMINGDALE, NJ 07727 (732) 919-3119 www.dialight.com
	SHEET 1 OF 1	FAMILY TABLE: