



Certifications & Ratings

- RoHS compliant
- NEMA 4X (Watertight only)
- IP66 (Watertight only)

Application

The 607 Series LED Panel Mount Indicators are designed for a variety of applications such as:

- Main power indication
- Remote power indication
- Status indication
- Maintenance and warning indication
- Instrumentation

... and many more!

Dimensions

inches [mm]

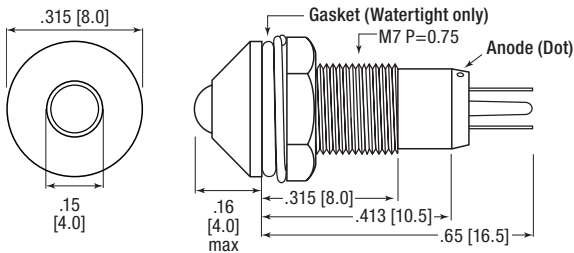


Figure 1

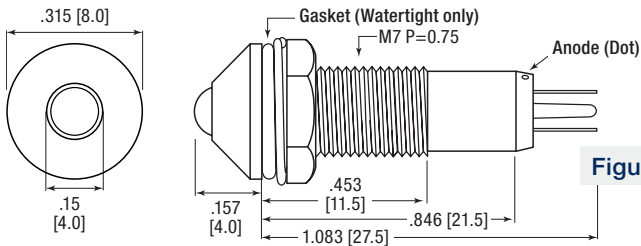


Figure 2

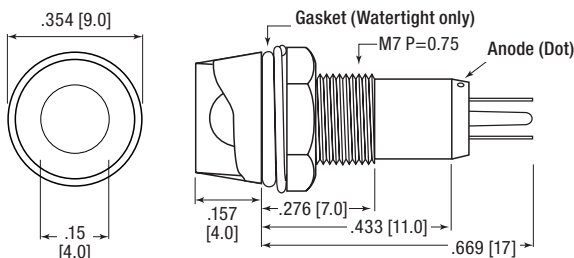


Figure 3

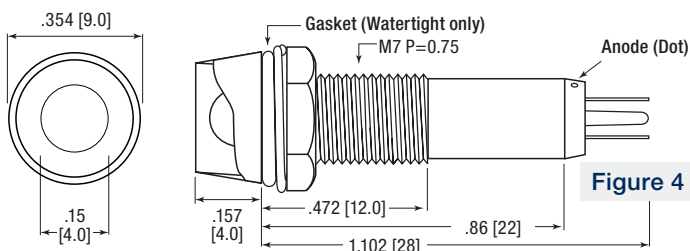


Figure 4

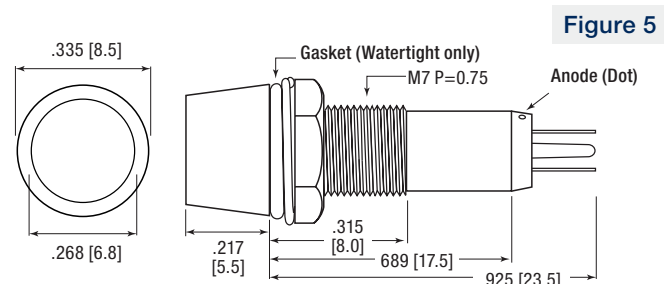


Figure 5

Mechanical Information

Mounting Hole Size:	0.283" (7.2 mm)
Max Panel Thickness:	See part numbers
Mounting Torque:	0.362 lbs/ft (5 kg/cm) 0.217 lbs/ft or 3 kg/cm (Figure 5 only)

Specifications

Voltage Options:	2 VDC (resistor required) 6, 12 & 24 VDC (no resistor required)
Operating Temp:	-30 °C to +85 °C (-22 °F to +185 °F)
Storage Temp:	-40 °C to +85 °C (-40 °F to +185 °F)
Electrical Connection:	Solder terminals
Housing:	Protruding & recessed positions: Brass—Chrome Plated Internal position: Polycarbonate
Terminals:	Copper—Nickel Plated
Lock Washer:	Iron—Nickel Plated
Nut:	Brass—Nickel Plated

Ordering Information 607 Series

Standard		Watertight								
Part Number	Part Number	Color	Voltage (VDC)	Current (mA)	Intensity Typ. (mcd)	LED Positions	Figure	Panel Thickness		
607-1112-110F	607-1112-310F	● Red	2	15	22	Protruding	1	0.187" (4.75 mm)		
607-1212-110F	607-1212-310F	● Green			50					
607-1312-110F	607-1312-310F	● Yellow			66					
607-1112-120F	607-1112-320F	● Red	6		22		Recessed		2	0.265" (6.75 mm)
607-1212-120F	607-1212-320F	● Green			50					
607-1312-120F	607-1312-320F	● Yellow			66					
607-1112-130F	607-1112-330F	● Red	12		22	Internal		3	0.136" (3.45 mm)	
607-1212-130F	607-1212-330F	● Green			50					
607-1312-130F	607-1312-330F	● Yellow			66					
607-2112-110F	607-2112-310F	● Red	2		22		Recessed	4		0.336" (8.50 mm)
607-2212-110F	607-2212-310F	● Green			50					
607-2312-110F	607-2312-310F	● Yellow			66					
607-2112-120F	607-2112-320F	● Red	6		22	Internal		5	0.187" (4.75 mm)	
607-2212-120F	607-2212-320F	● Green			50					
607-2312-120F	607-2312-320F	● Yellow			66					
607-2112-130F	607-2112-330F	● Red	12	22	Internal		5	0.187" (4.75 mm)		
607-2212-130F	607-2212-330F	● Green		50						
607-2312-130F	607-2312-330F	● Yellow		66						
607-3132-120F	607-3132-320F	● Red	6	20		Internal	5		0.187" (4.75 mm)	
607-3232-120F	607-3232-320F	● Green		45						
607-3332-120F	607-3332-320F	● Yellow		60						
607-3132-130F	607-3132-330F	● Red	12	20	Internal		5	0.187" (4.75 mm)		
607-3232-130F	607-3232-330F	● Green		45						
607-3332-130F	607-3332-330F	● Yellow		60						
607-3132-140F	607-3132-340F	● Red	24	20		Internal	5		0.187" (4.75 mm)	
607-3232-140F	607-3232-340F	● Green		45						
607-3332-140F	607-3332-340F	● Yellow		60						

Dialight reserves the right to make changes at any time in order to supply the best product possible. The most current version of this document will always be available at: www.dialightsignalsandcomponents.com
Warranty Statement: Except for the warranty expressly provided for [herein/above/below], Dialight disclaims any and all other warranties, express or implied, including, without limitation, any warranties of merchantability, fitness for a particular purpose, title, and noninfringement.

