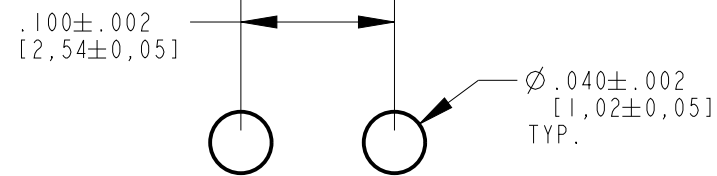
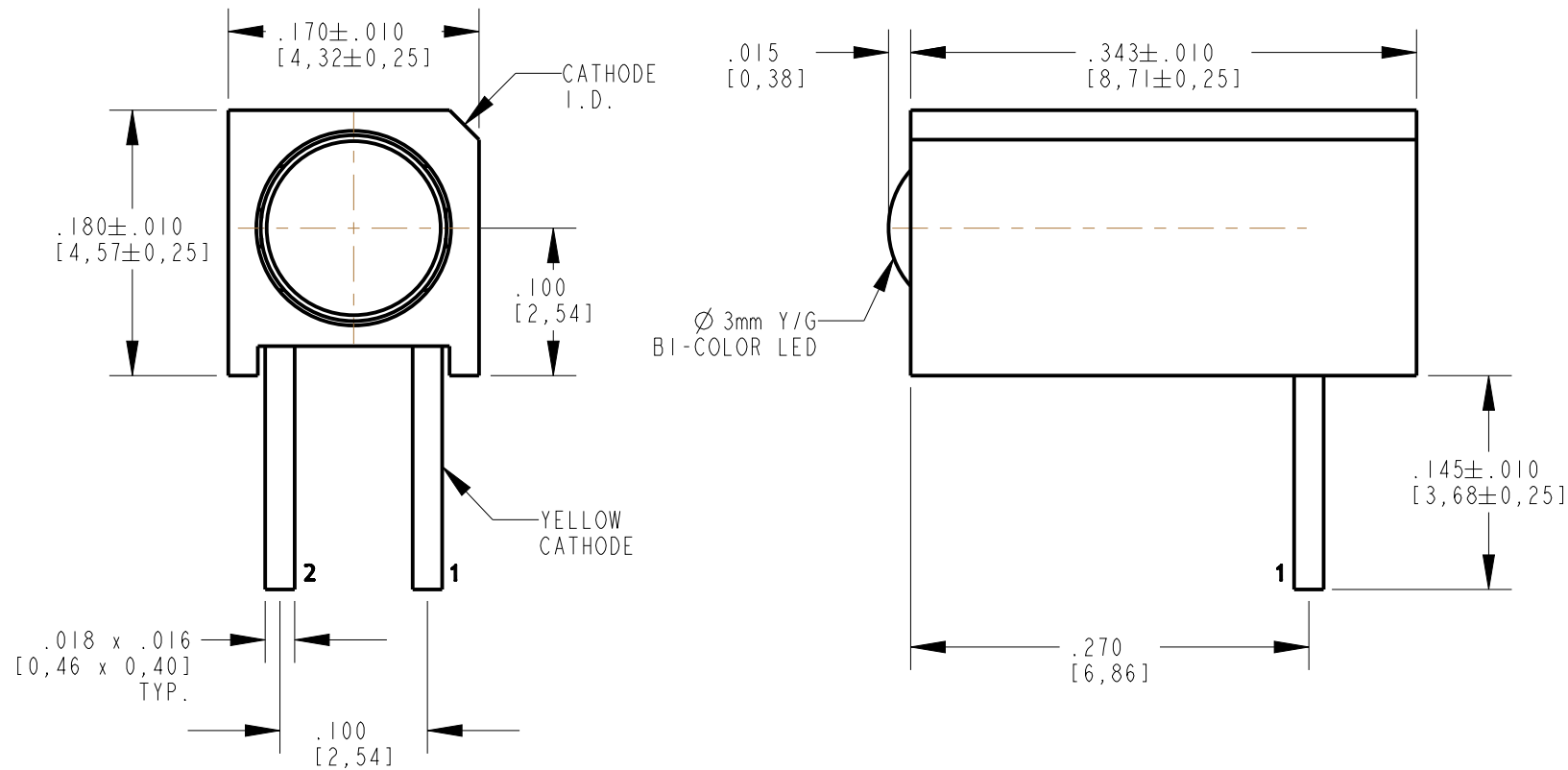


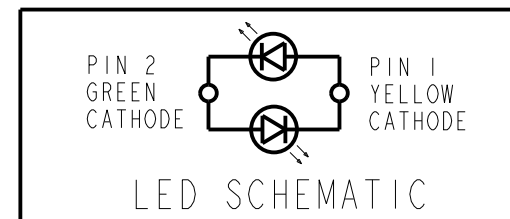
REV	ECN NO	REVISIONS	DRN	CKD	APP	DATE
A	—	NEW RELEASE	AJF	KLJ	NO	7-11-11

RoHS COMPLIANT 551-3102F

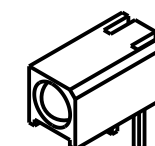
Part Numbers with the "F" suffix ending are RoHS Compliant. Packaging is marked with "RoHS Compliant" label or equivalent markings. Parts can be wave soldered, dip soldered or hand soldered using typical lead-free soldering process with max 260°C temp. for 5 sec.



RECOMMENDED HOLE PATTERN GAUGE



**ATTENTION:
OBSERVE PRECAUTIONS FOR
HANDLING ELECTROSTATIC
SENSITIVE DEVICES**



SCALE 2.000

OPERATING CHARACTERISTICS AT 25° C AMBIENT						
LED CHARACTERISTICS	COLOR	MIN.	TYP.	MAX.	UNITS	TEST CONDITIONS
LUMINOUS INTENSITY	YELLOW	3.0	—	8.5	mcd	I _F = 10 mA
	GREEN	6.5	—	18.0		
PEAK WAVELENGTH	YELLOW	—	585	—	nm	
	GREEN	—	565	—		
DOMINANT WAVELENGTH	YELLOW	583	588	593	nm	
	GREEN	564	569	574		
FORWARD VOLTAGE	YELLOW	—	2.1	2.6	V	I _F = 10 mA
	GREEN	—	2.1	2.6		
REVERSE CURRENT	ALL	—	—	100	μA	V _R = 5 V
VIEWING ANGLE	ALL	—	80	—	DEGREE	

ABSOLUTE MAXIMUM RATINGS AT 25° C AMBIENT			
	YELLOW	GREEN	UNITS
POWER DISSIPATION	60	100	mW
PEAK FORWARD CURRENT (1/10 DUTY CYCLE, 0.1ms PULSE WIDTH)	80	120	mA
CONTINUOUS FORWARD CURRENT	20	30	mA
LINEAR DERATING FROM 50°C	0.25	0.4	mA/°C
REVERSE VOLTAGE	5		V
LEAD SOLDERING TEMPERATURE (.079" [2,0mm] FROM BODY) FOR 5 SEC.	260		°C
OPERATING TEMPERATURE	-55 TO +100		°C
STORAGE TEMPERATURE	-55 TO +100		°C

NOTES:

- LED LEAD DIMENSIONS SHOWN ARE MEASURED AT HOUSING EXIT.
- LEADS TO FIT INTO HOLES SPACED AS PER PATTERN.
- PIN NUMBERS FOR REFERENCE ONLY, DESIGNATION NON-EXISTENT ON PART.
- DIALIGHT PART NUMBER: 551-3102F.
- THIS ASSEMBLY CONTAINS ELECTROSTATIC DISCHARGE SENSITIVE DEVICES (ESDS). MAINTAIN ALL PRECAUTIONARY MEASURES DURING ASSEMBLY, HANDLING, AND STORAGE IN ACCORDANCE WITH IPC-A-610.

THIS DRAWING AND THE CONTENTS HEREIN ARE CONFIDENTIAL AND THE SOLE PROPERTY OF DIALIGHT. REPRODUCTION OF THIS DRAWING OR CONSTRUCTION OF ANY PARTS WITHIN THIS DRAWING ARE FORBIDDEN WITHOUT THE WRITTEN CONSENT OF DIALIGHT.		
SCALE: 8.000 ALL DIM'S IN: INCHES (MM)	DRAWING NUMBER C-17931	REV A
TOLERANCES: UNLESS OTHERWISE SPECIFIED FRACTIONS: ±1/64 DECIMALS (.XX): ±.02 DECIMALS (.XXX): ±.015	TITLE Ø 3mm Y/G BI-COLOR CBI BLOCK	
ANGLES: ±1° FINISH: -	MATERIAL -	
FSCM 83330	Dialight 1501 ROUTE 34 SOUTH FARMINGDALE, NJ 07727	
SHEET 1 OF 1 FAMILY TABLE:		