

Datasheet

LoRa 868MHz

Internal Antenna

Features:

This LoRa antenna is designed as PCB antenna with compact size and flexible to fit in challenging enclosures.

Applications:

- Wireless sensing, metering device
- IoT devices
- LPWA application
- ISM application



50.0 × 10.0 × 0.6 mm

PCB Antenna**Electrical Specifications****Antenna Characteristics**

Antenna Type	Radiation Pattern	Polarization	Max. Input Power	Impedance
PCB Antenna	Omni	Linear	1W	50Ω
Frequency (MHz)		862~874		
Return Loss (dB)		< -9.5		
Peak Gain (dBi)		3.4		
Average Gain (dB)		-5.2		
Efficiency (%)		30		

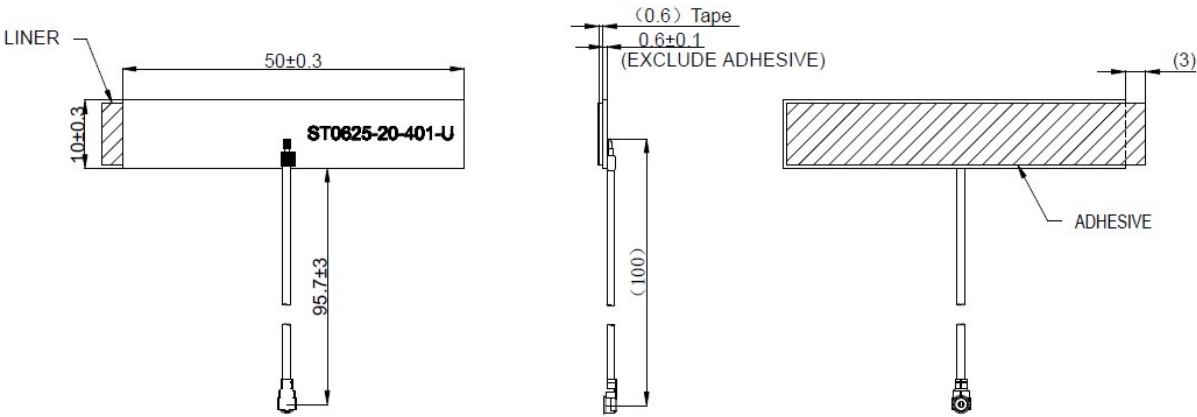
Mechanical Specifications

Mechanical	
Dimension (mm)	50.0 × 10.0 × 0.6
Connector Type	I-PEX MHF 1
Cable Type	Coaxial Cable Ø 1.13
Adhesive.	PE Foam
Material	FR-4
Weight (g)	1.1

Environmental	
Temperature Range (°C)	-30 to 75
Humidity	Non-condensing 5% to 95% RH
RoHS Compliant	

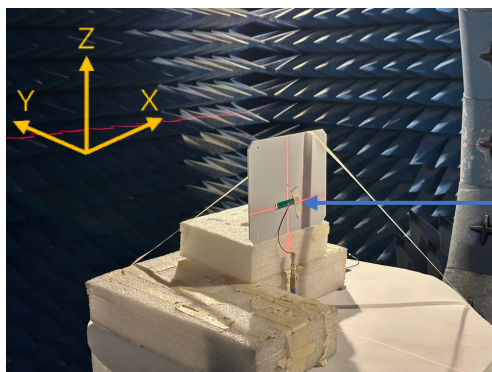
Mechanical Drawing

Unit : mm



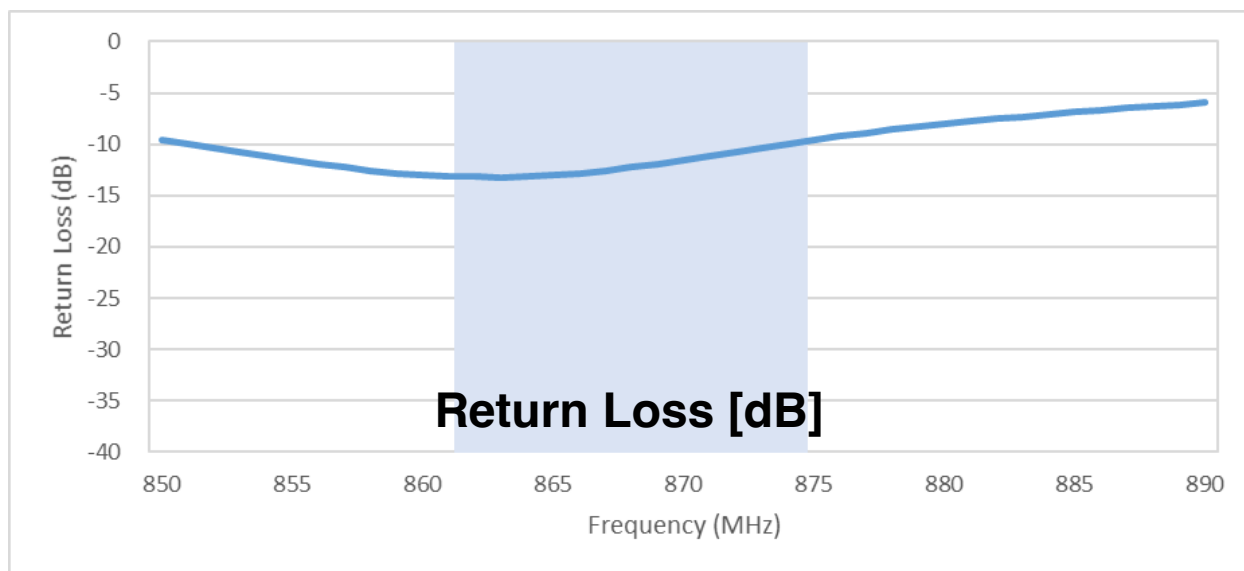
CABLE LENGTH
OPTIONS AVAILABLE

Charts In Free Space

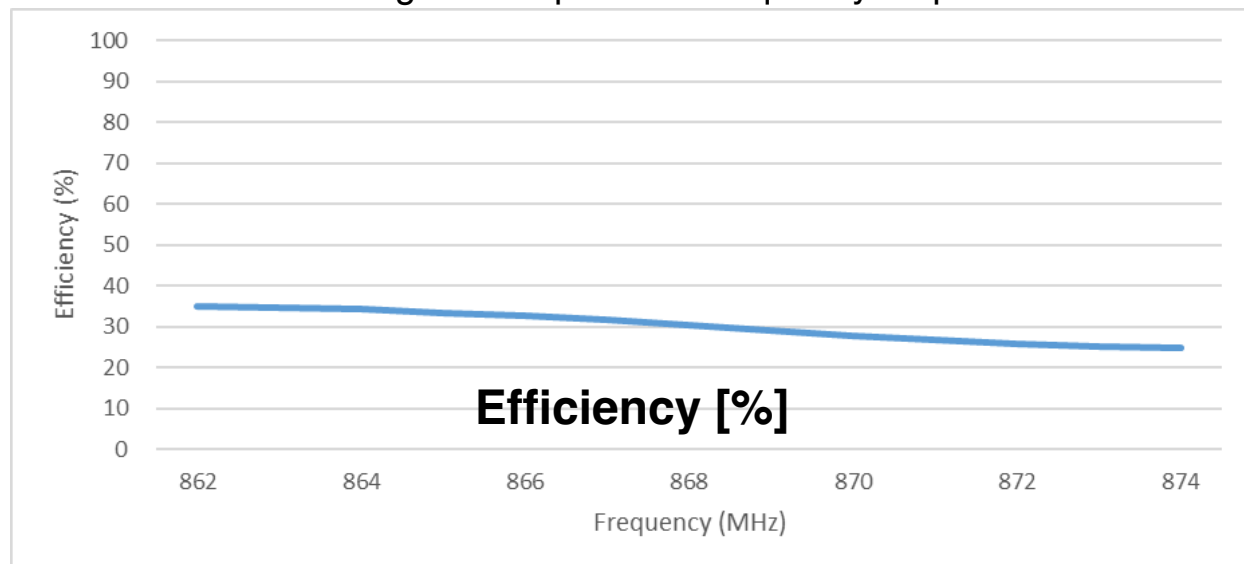


ST0625-20-401-U

Test setup, measurement performed in 3D anechoic chamber.

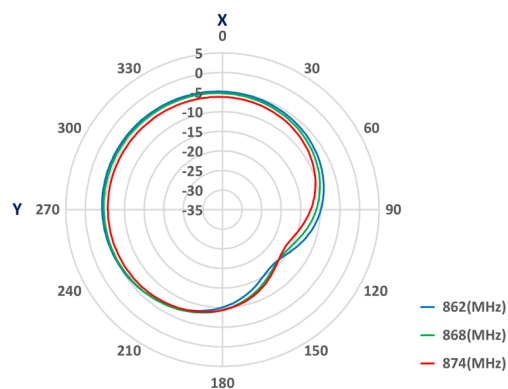


Blue background represents frequency response.

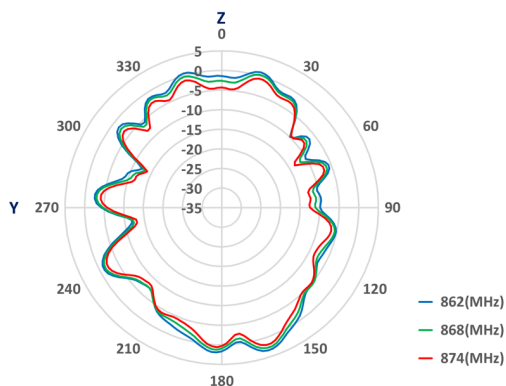


Radiation Pattern - Free Space

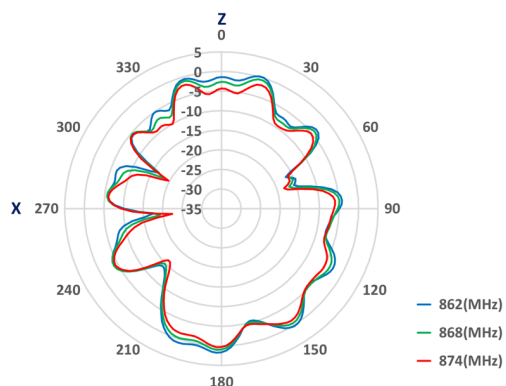
XY - Plane



YZ - Plane



XZ - Plane



Revisions				
Rev.	Description	Date	ECN	Approval
A	Initial Release	2023-09-28	ST0625-20-401-U-RA00	ATC

NOTICE - These drawings, specifications, or other data (1) are, and remain the property of Amphenol corp. (2) must be returned upon request; and (3) are confidential and not to be disclosed to any person other than those to whom they are given by Amphenol Corp. the furnishing of these drawings, specifications, or other data by Amphenol Corp., or to any other person to anyone for any purpose is not to be regarded by implication or otherwise in any manner licensing, granting rights to permitting such holder or any other person to manufacture, use or sell any product, process or design, patented or otherwise, that may in any way be related to or disclosed by said drawings, specifications, or other data.