








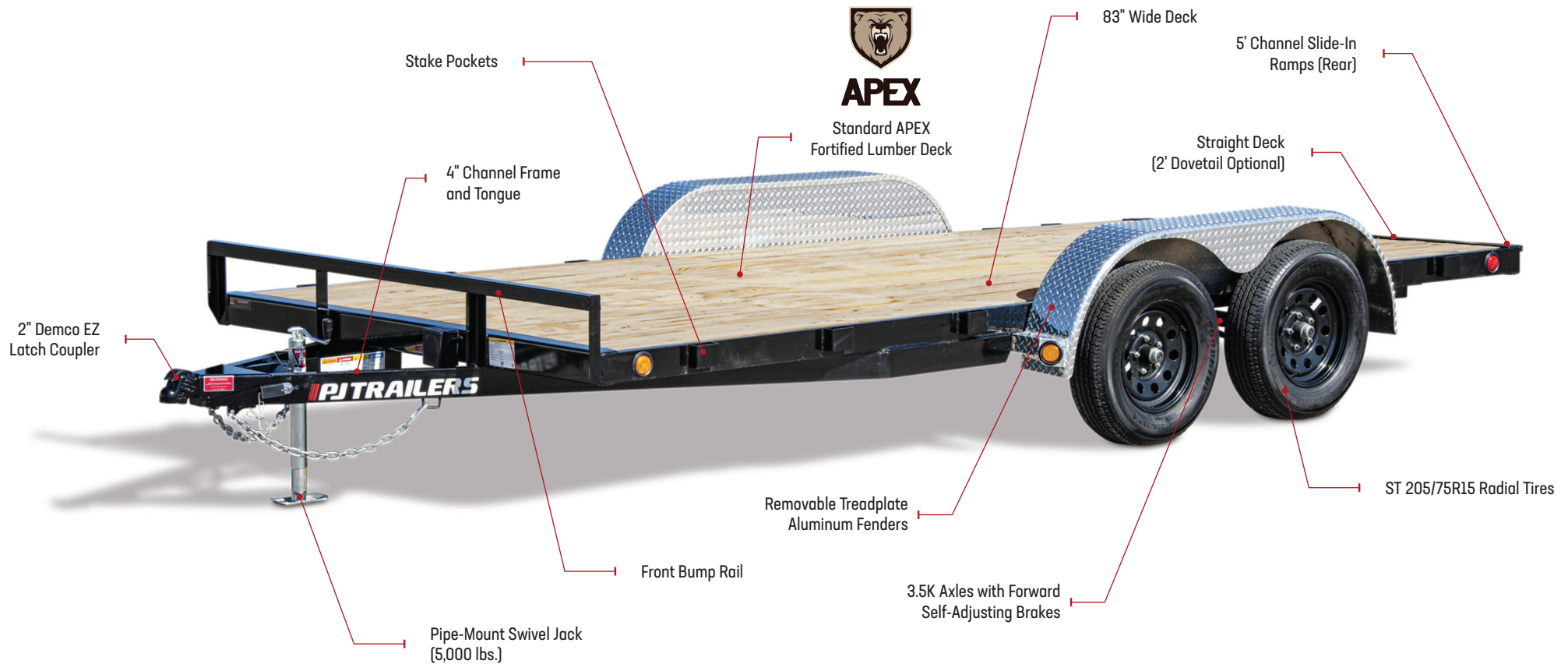


C4 4" CHANNEL CAR HAULER

STANDARD CONFIGURATION SPECS

THESE ARE THE DEFAULT SPECS THAT ARE INCLUDED IN THE BASE CONFIGURATION OF THIS MODEL.

 Deck Width: 83"	 Deck Height: 21"	 Axles: Tandem (2 x 3,500 lbs.)	 Choose the optional Blackwood Pro decking for added durability and grip when wet.
 Length: 14' - 20'	 Couplers: Bumper Pull & Pintle	 Load Capacity: 5,000 - 5,300 lbs.	
 GVWR: 7,000 lbs.	 Weight: 2,000 - 2,300 lbs.		



Safely and easily load your vehicle or perform maintenance with our Removable Aluminum Treadplate Fenders, designed for quick removal without any tools.

REMOVABLE TREADPLATE ALUMINUM FENDERS




Simplify brake maintenance with our Forward Self-Adjusting Brakes, engineered to self-adjust for optimal braking performance. This innovative system reduces downtime and ensures consistent stopping power.

FORWARD SELF-ADJUSTING BRAKES



Benefit from enhanced cargo securement with our standard Rubrail. In addition to the built-in stake pockets, the Rubrail provides extra attachment points for securing your load. Customize your trailer further by adding optional D-rings.

CARGO CONTROL STANDARD



Choose the 2' Dovetail to simplify vehicle loading. This carefully designed extension creates a gradual incline, reducing the loading angle and making it easier to load vehicles.

2' DOVETAIL (OPTIONAL)

PJ TRAILERS

Visit pjtrailers.com for a complete list of trailer options.