


LADDER HOOK W/WHEEL

MODEL # 2480, #2481

LADDER ACCESSORIES



Ladder Hook with Wheel

Model #2481

Ladder Hook without Wheel

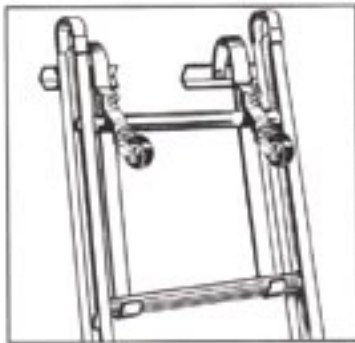

Model # 2480

Fits single or extension ladders in wood, fiberglass, and aluminum in round and "D" rung styles. Constructed of steel for strength, durability, and safety, and adjusts to fit between top two ladder rungs.



Product Specifications

Model #	2480	2481
Description:	Ladder Hook	Ladder Hook w/ Roller
Unit Pack:	1	1
Weight per Pack:	11 Pounds	14 Pounds
Cu. Ft. per Pack:	.13 cu. ft.	.15 cu. ft.



Model # 2480 Ladder Hook Model # 2481 Ladder Hook with Wheels

1) Install two #2480 or two #2481 Ladder Hooks as pictured onto the top two rungs of the ladder. Secure in place by clamping the bottom of the ladder hook around the lower of the two ladder rungs. Then secure roof hook to the upper ladder rung with the rung clip by tightening the wing nut and bolt. Check to insure that each hook is resting up against a corresponding side-rail of the ladder.

2) With the hook facing up, slide the ladder up past the peak of the roof. Turn the ladder over so that the two hooks rest on the opposite side of the roof peak. The ladder should be flat on the roof with the angle clip at right angle to the hook and resting securely against the roof's surface. Always install two ladder hooks per ladder.

This product is not recommended for use on roofs with vented ridges.

