

# GUARDIAN

FALL PROTECTION

**PERFORMANCE SAFETY GEAR**



**Rescue Ladder Basic Kit**

**Model: 10819**

**18ft (5.48m)**



**IMPORTANT!!!**

ALL PERSONS USING THIS EQUIPMENT MUST READ AND UNDERSTAND ALL INSTRUCTIONS. FAILURE TO DO SO MAY RESULT IN SERIOUS INJURY OR DEATH. USERS SHOULD BE FAMILIAR WITH PERTINENT REGULATIONS GOVERNING THIS EQUIPMENT. ALL INDIVIDUALS WHO USE THIS PRODUCT MUST BE PROPERLY INSTRUCTED ON HOW TO USE THIS DEVICE.

# Read This Instruction Manual Carefully Before Using This Equipment.

User Instructions must always be available to the user and are not to be removed except by the user of this equipment. For proper use, see supervisor, User Instructions, or contact the manufacturer.



Compliant fall protection and emergency rescue systems help prevent serious injury during fall arrest. Users and purchasers of this equipment must read and understand the User Instructions provided for correct use and care of this product. All users of this equipment must understand the instructions, operation, limitations and consequences of improper use of this equipment and be properly trained prior to use per OSHA 29 CFR 1910.66 and 1926.503 or applicable local standards. **Misuse or failure to follow warnings and instructions may result in serious personal injury or death.**

## PURPOSE

The 10819 is a rescue system designed to return fall victims to safety. Deploy ladder kit using the existing anchor or new anchor location. The ladder kit allows a capable fall victim to climb to safety. Any reference to "rescue system" in this manual include, and apply to the 10819.

## USE INSTRUCTIONS

1. A user must qualified to properly and safely use this equipment in normal and emergency situations. Users must have a physician ensure they are clear of any medical conditions that may affect the proper and safe use of this equipment.
2. Before using a rescue system, user must be trained in accordance with the requirements of OSHA 29 CFR 1910.66 in the safe use of the system and its components.
3. Use only with ANSI/OSHA compliant personal fall arrest or restraint systems. The anchorage must have the strength capable of supporting a static load, applied in the directions permitted by the system, of at least 5,000-lbf (22kN) in the absence of certification.
4. The user shall be equipped with a means of limiting the maximum dynamic forces exerted on the user during the arrest of a fall to a maximum of 6 kN (1350-lbf)
5. Use of this product must be approved by an Engineer or other qualified person to be compatible with any and all structural & operational characteristics of the selected installation location and system to be connected to this rescue system **Improper use may result in serious personal injury or death.**
6. The rescue ladder system must be inspected prior to each use for wear, damage, and other deterioration. If defective components are found the system must be immediately removed from service in accordance with the requirements of OSHA 29 CFR 1910.66 and 1926.502.
7. The rescue system should be positioned in such a way that minimizes the potential for falls and the potential fall distance during use the complete fall protection system must be planned (including all components, calculating fall clearance, and swing fall) before using.
8. A rescue plan, and the means at hand to implement it, must be in place that provides the prompt rescue of users in the event of a fall, or assures that users are able to rescue themselves.

**USE LIMITATIONS: The Rescue Ladder system shall not be used outside its limitations, or for any purpose other than which it is intended.**

1. The rescue system is designed for single user, with a capacity up to 310-lbs (140 kg) including clothing, tools, etc.
2. The rescue system is designed to be used in temperatures ranging from -40°F to +130°F (-40°C to +54°C).
3. Do not expose the rescue ladder system to chemicals or harsh solutions which may have a harmful effect.
4. Do not alter or modify this product in anyway.
5. Caution must be taken when using any component of a fall protection, work positioning, rope access, or rescue system near moving machinery, electrical hazards, sharp edges, or abrasive surfaces, as contact may cause equipment failure, personal injury, or death.
6. Do not use/install equipment without proper training by a "competent person" as defined by OSHA 29 CFR 1926.32(f).
7. Do not remove the labeling from this product.
8. Additional requirements and limitations may apply depending on anchorage type and fastening option utilized for installation. All placements must be approved by an engineer or other qualified person. **Improper use may result in serious personal injury or death.**

## COMPATIBILITY LIMITATIONS

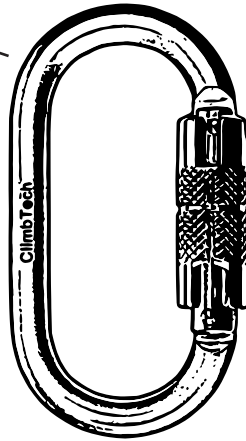
The rescue ladder system must only be coupled to compatible connectors. OSHA 29 CFR 1926.502 prohibits snaphooks from being engaged to certain objects unless two requirements are met: it must be a locking type snaphook, and it must be "designed for" making such a connection. "Designed for" means that the manufacturer of the snaphook specifically designed the snaphook to be used to connect to the equipment listed. The following connections must be avoided, because they can result in rollout\* when a non-locking snaphook is used:

- Direct connection of a snaphook to horizontal lifeline.
- Two (or more) snaphooks connected to one D-ring.
- Two snaphooks connected to each other.
- A snaphook connected back on its integral lanyard.
- A snaphook connected to a webbing loop or webbing lanyard.
- Improper dimensions of the D-ring, rebar, or other connection point in relation to the snaphook dimensions that would allow the snaphook keeper to be depressed by a turning motion of the snaphook.

**\*Rollout: A process by which a snaphook or carabiner unintentionally disengages from another connector or object to which it is coupled. (ANSI Z359.1-2007)**



**ANSI Z359.12 Steel locking Carabiner**



**1ft (305mm)  
Rung to Rung**

18ft (5.48m)

**Webbing Ladder**



**Drop-in Bag**

**Component Materials:**

**Ladder:** Nylon Webbing

**Rungs:** Plastic sleeve,  
webbing reinforced with  
Aluminum

**Carabiner:** Zinc Plated Steel

**Drop-in Bag:** Ballistic Nylon

**Performance:**

**Maximum capacity:** one  
worker with max weight of  
310-lbs.

**Weight:** 7.5-lbs

**Step 1.) \*Rescuer must follow all personal fall protection guidelines per their governing body.**

**Assessment:**


Check fall victim for consciousness. (Worker must verbally respond and be uninjured and able to climb. If worker is injured or unconscious a trained rescue response team must perform rescue and use proper equipment.) If worker is conscious know how and where the ladder will be deployed.



**Step 2.)**


**Anchoring:**

If anchor is damaged use the nearest anchor that allows the ladder to be within close proximity of victim after deployed.



**Warning: Anchor or anchoring location must be able to support 5,000-lbf or (22kN). Only use an approved ANSI Z359.1 Anchorage.**

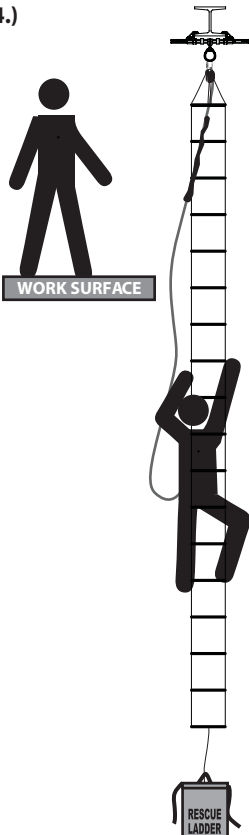
Step 3.)



**Deployment:**

Once the rescue ladder system is anchored drop the bag to deploy the Rescue Ladder. Avoid hitting the fall victim while deploying the ladder.

Step 4.)



**Climbing:**

Once the rescue ladder has been dropped the fall victim can start climbing to safety.

**WARNING: DO NOT REMOVE ORIGINAL FALL PROTECTION RESTRAINT.**



## MAINTENANCE, CLEANING AND STORAGE

Do not use any corrosive chemicals that could damage the product. Use compressed air to clean only. Store in a cool, dry, clean environment, out of direct sunlight and free of corrosive or other degrading elements.

# INSPECTION AND MAINTENANCE LOG

MODEL NUMBER: \_\_\_\_\_

DATE OF MANUFACTURE: \_\_\_\_\_

Date	Part Number	Comments	Inspector Name

### Inspection:

Official periodic inspection must be made at least semi-annually. The inspection must be performed by a qualified person other than the intended user. If severe weather or conditions exist then inspections must be carried out more frequently. All inspection results must be logged in the space provided above. (It is recommended that the anchor device is marked with the date of the next or last inspection.)

1. Make sure all labeling is affixed to the unit.
2. Inspect rescue ladder system for signs of damage or wear.
3. Make sure all components are in the bag.
4. Insure rope and ladder are not tangled.
5. Record inspection results in the space provide above.

**\*If any damage that could affect the strength or operation of the device, or unsafe conditions are found, proper disposal is required. The rescue system must be rendered unusable and then properly discarded.**

**Product Warranty, Limited Remedy and Limitation of Liability**

**WARRANTY: THE FOLLOWING IS MADE IN LIEU OF ALL WARRANTIES OR CONDITIONS, EXPRESS OR IMPLIED, INCLUDING THE IMPLIED WARRANTIES OR CONDITIONS OF MERCHANTABILITY OR FITNESS FOR A PARTICULAR PURPOSE.** Equipment offered by Guardian Fall Protection is warranted against factory defects in workmanship and materials for a period of one year from date of purchase or first use by the original owner.

**LIMITED REMEDY:** Upon notice in writing, Guardian Fall Protection will repair or replace all defective items at Guardian Fall Protection's sole discretion. Guardian Fall Protection reserves the right to require that the defective item be returned to its plant for inspection before determining the appropriate course of action. Warranty does not cover equipment damage resulting from wear, abuse, damage in transit, failure to maintain the product or other damage beyond the control of Guardian Fall Protection. Guardian Fall Protection shall be the sole judge of product condition and warranty options. This warranty applies only to original purchaser and is the only warranty applicable to this product. Please contact Guardian Fall Protection technical service department for assistance.

**LIMITATION OF LIABILITY: IN NO EVENT WILL GUARDIAN FALL PROTECTION BE LIABLE FOR ANY INDIRECT, INCIDENTAL, SPECIAL OR CONSEQUENTIAL DAMAGES INCLUDING, BUT NOT LIMITED TO LOSS OF PROFITS, IN ANY WAY RELATED TO THE PRODUCTS REGARDLESS OF THE LEGAL THEORY ASSERTED.**

**GUARDIAN**  
FALL PROTECTION

**PERFORMANCE SAFETY GEAR**

**Guardian LLC.**

**6305 South 231st St**

**Kent, WA 98032**

**1.800.466.6385. / [www.guardianfall.com](http://www.guardianfall.com)**