

SCIENCE



Maximize storage



Antimicrobial options



Sturdy, powder-coated, hard-wearing steel



100% recyclable



PROTECT, STORE, PREPARE & TRANSPORT

- Simple storage allows students to get involved easily
- Speeds up set up process allowing for more time for fun scientific practical learning or working time
- Designed to fit into any learning environment and maximise space
- Compatible with our range of storage trays to organise all your laboratory and scientific equipment
- Quick and easy access to all equipment, saving precious lesson and lab time
- With additional worktops available, extra demonstration or practical space is available in a handy unit which can be stored away when needed

At the centre of the education landscape for decades, our Science range continues to be discovered and enjoyed by new generations of users, allowing technicians and teachers to inspire the scientists of tomorrow.

Our durable range of metal furniture works together to create complete storage solutions for your prep room and labs. This means that your chemicals, electronics, glassware and more can be stored safely and securely, before being accessed in seconds for any experiment or practical demonstration.

Plus, with a range of specially designed trolleys, items can be easily moved between spaces in seconds, maximising storage space and allowing multiple classrooms, labs and prep rooms to share equipment.





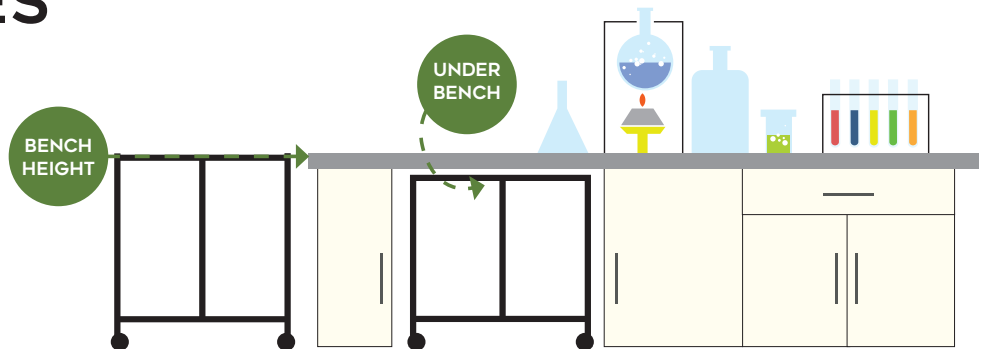
SCIENCE TROLLEYS

2 heights | **3** widths | **10** tray colours

OUR TROLLEYS ARE PERFECT FOR TRANSPORTING EQUIPMENT AND CHEMICALS BETWEEN PREP ROOMS & LABORATORIES



The recessed tops can be used to display resources or demonstrate experiments and are removable for easy cleaning. All our trolleys are supplied with heavy duty castors fitted into solid steel blocks for extra strength and available in bench height to keep resources close to hand in the lab and under bench height to store away under benches keeping walkways clear.



TROLLEY DIMENSIONS	Single	Double	Treble
Under Bench	H735 x W390 x D440mm	H735 x W730 x D440mm	H735 x W1075 x D440mm
Bench Height	H860 x W390 x D440mm	H860x W730 x D440mm	H860 x W1075 x D440mm

FRAME COLOURS



TRAY COLOURS





UNDER BENCH

Height 735mm



Braked castors to secure position

Frame colour
44
Silver

Frame colour
43
Gratnells Grey

Frame colour
41
White

Material frame Steel
Assembly Self assembly



Under Bench Single Trolley
5 Shallow Trays



Under Bench Treble Span Trolley

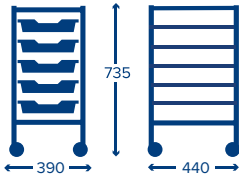


Under Bench Double Trolley
10 Shallow Trays

with trays

Under Bench Single Trolley 5 Shallow Trays

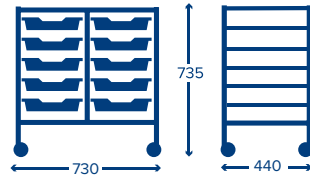
UK ONLY



Product code	SET011225
Dimensions	H735 x W390 x D440mm
Product weight	11.4kg
Capacity frame/tray	250kg/5kg

Under Bench Double Trolley 10 Shallow Trays

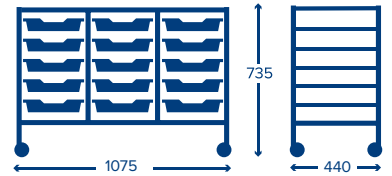
UK ONLY



Product code	SET012225
Dimensions	H735 x W730 x D440mm
Product weight	18kg
Capacity frame/tray	250kg/5kg

Under Bench Treble Trolley 15 Shallow Trays

UK ONLY

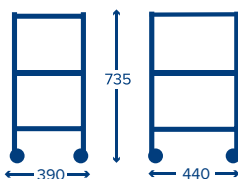


Product code	SET013225
Dimensions	H735 x W1075 x D440mm
Product weight	24.6kg
Capacity frame/tray	250kg/5kg

with shelves

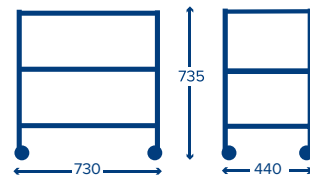
Under Bench Single Span Trolley 2 Shelves

NOT AVAILABLE IN THE UK



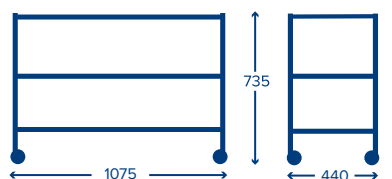
Product code	SET141222
Dimensions	H735x W390 x D440mm
Product weight	9.7kg
Capacity frame/shelf	250kg/20kg

Under Bench Double Span Trolley 2 Shelves



Product code	SET142222
Dimensions	H735 x W730 x D440mm
Product weight	14.4kg
Capacity frame/shelf	250kg/20kg

Under Bench Treble Span Trolley 2 Shelves



Product code	SET143222
Dimensions	H735 x W1075 x D440mm
Product weight	16.2kg
Capacity frame/shelf	250kg/20kg



BENCH HEIGHT

Height 860mm




Braked castors to secure position



Material frame	Steel
Assembly	Self assembly

with trays

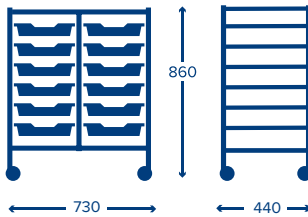


Under Bench Treble Trolley
18 Shallow Trays



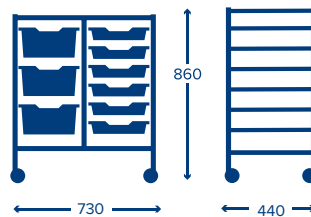
Under Bench Double Trolley
6 Shallow & 3 Deep Trays

Bench Height Double Trolley 12 Shallow Trays



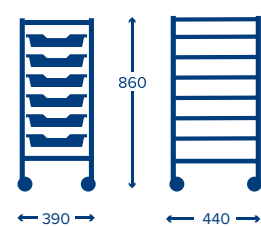
Product code	SET012025
Dimensions	H860 x W730 x D440mm
Product weight	20kg
Capacity frame/tray	250kg/5kg

Bench Height Double Trolley 6 Shallow & 3 Deep Trays



Product code	SET152025
Dimensions	H860 x W730 x D440mm
Product weight	18.3kg
Capacity frame/tray	250kg/5kg

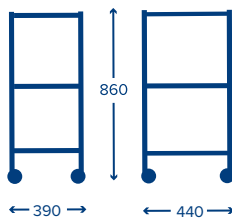
Bench Height Single Trolley 6 Shallow Trays



Product code	SET011025
Dimensions	H860 x W390 x D440mm
Product weight	12.3kg
Capacity frame/tray	250kg/5kg

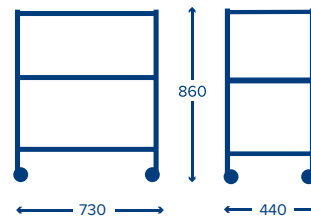
with shelves

Bench Height Single Span Trolley 2 Shelves



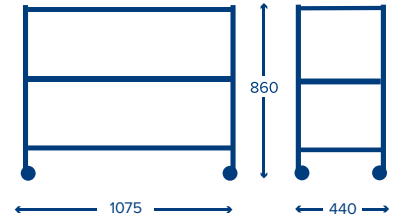
Product code	SET141022
Dimensions	H860 x W390 x D440mm
Product weight	9.9kg
Capacity frame/shelf	250kg/20kg

Bench Height Double Span Trolley 2 Shelves



Product code	SET142022
Dimensions	H860 x W730 x D440mm
Product weight	14.6kg
Capacity frame/shelf	250kg/20kg

Bench Height Treble Span Trolley 2 Shelves



Product code	SET143022
Dimensions	H860 x W1075 x D440mm
Product weight	16.4kg
Capacity frame/shelf	250kg/20kg



Material frame	Steel
Assembly	Self assembly

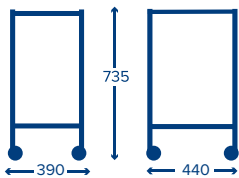


Braked castors to secure position

UNDER BENCH

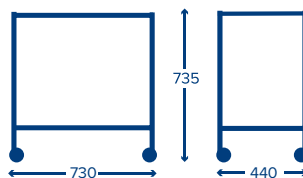
Height 735mm

Under Bench Single Span Trolley



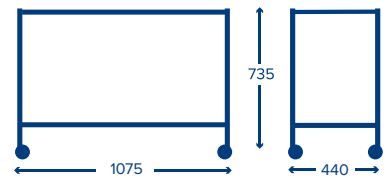
Product code	1225
Dimensions	H735 x W390 x D440mm
Product weight	7.5kg
Capacity frame	250kg

Under Bench Double Span Trolley



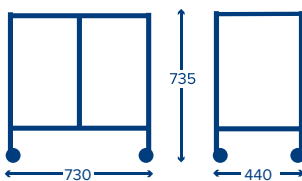
Product code	2222
Dimensions	H735 x W730 x D440mm
Product weight	9.4kg
Capacity frame	250kg

Under Bench Treble Span Trolley



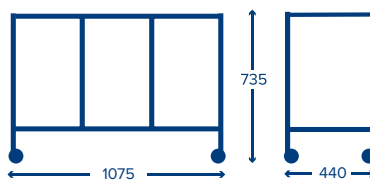
Product code	3222
Dimensions	H735 x W1075 x D440mm
Product weight	11.2kg
Capacity frame	250kg

Under Bench Double Trolley



Product code	2225
Dimensions	H735 x W730 x D440mm
Product weight	10.3kg
Capacity frame	250kg

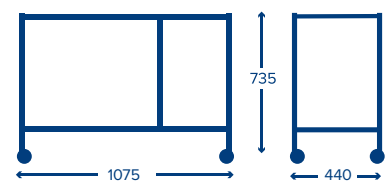
Under Bench Treble Trolley



Product code	3225
Dimensions	H735 x W1075 x D440mm
Product weight	13kg
Capacity frame	250kg

Under Bench Treble Trolley Single Column Double Span

NOT AVAILABLE IN THE UK



Product code	3220
Dimensions	H735 x W1075 x D440mm
Product weight	12.1kg
Capacity frame	250kg

HOW TO ORDER

Gratnells has a vast array of empty trolleys and frames available in three colours.

Simply choose your product code and add the frame colour code to the end of it.

Example

Select product code + frame colour code + tray colour code (where applicable)

122543 = 1225 Under Bench Single Trolley in Gratnells Grey (43)





© WestLab

UNDER BENCH

Height 735mm



Braked castors to secure position



Material frame

Steel

Assembly

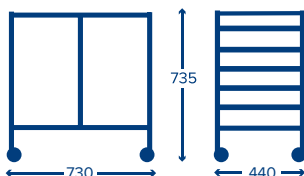
Self assembly

with runners

RUNNER PAIRS INCLUDED

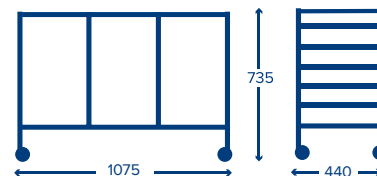


Under Bench Double Trolley 10 Runner Pairs



Product code	SET502225
Dimensions	H735 x W730 x D440mm
Product weight	12.6kg
Capacity frame	250kg

Under Bench Treble Trolley 15 Runner Pairs



Product code	SET503225
Dimensions	H735 x W1075 x D440mm
Product weight	16.4kg
Capacity frame	250kg

HOW TO ORDER

Gratnells has a vast array of empty trolleys and frames available in three colours.

Simply choose your product code and add the frame colour code to the end of it.

Example

Select product code + frame colour code + tray colour code (where applicable)

122543 = 1225 Under Bench Single Trolley in Grattells Grey (43)

1225



BENCH HEIGHT

Height 860mm



Braked castors to secure position



Frame colour
44
Silver



Frame colour
43
Gratnells Grey



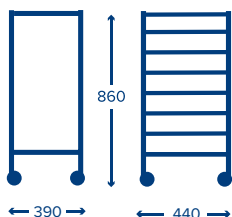
Frame colour
41
White



Material frame	Steel
Assembly	Self assembly

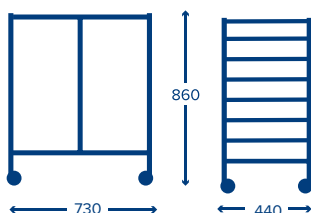
with runners

Bench Height Single Trolley 6 Runner Pairs



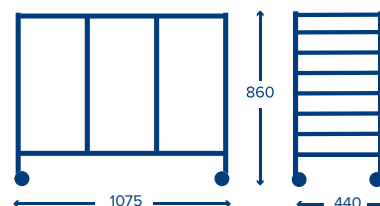
Product code	SET501025
Dimensions	H860 x W390 x D440mm
Product weight	9.1kg
Capacity frame	250kg

Bench Height Double Trolley 12 Runner Pairs



Product code	SET502025
Dimensions	H860 x W730 x D440mm
Product weight	13.4kg
Capacity frame	250kg

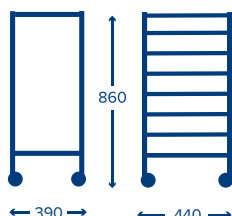
Bench Height Treble Trolley 18 Runner Pairs



Product code	SET503025
Dimensions	H860 x W1075 x D440mm
Product weight	17.8kg
Capacity frame	250kg

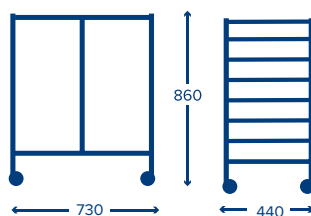
fixed welded runners

Bench Height Single Trolley Fixed Runners



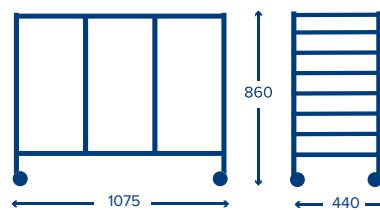
Product code	W1025
Dimensions	H860 x W390 x D440mm
Product weight	9.3kg
Capacity frame	250kg

Bench Height Double Trolley Fixed Runners



Product code	W2025
Dimensions	H860 x W730 x D440mm
Product weight	14.6kg
Capacity frame	250kg

Bench Height Treble Trolley Fixed Runners



Product code	W3025
Dimensions	H860 x W1075 x D440mm
Product weight	19.6kg
Capacity frame	250kg





BENCH HEIGHT

Height 860mm

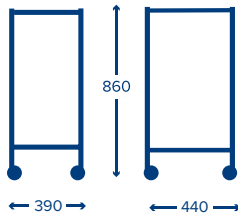


Braked castors to secure position



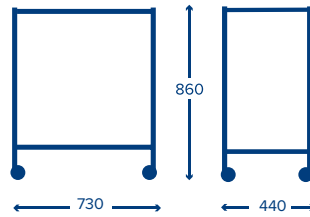
Material frame	Steel
Assembly	Self assembly

Bench Height Single Span Trolley



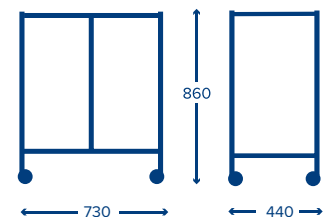
Product code	1025
Dimensions	H860 x W390 x D440mm
Product weight	7.7kg
Capacity frame	250kg

Bench Height Double Span Trolley



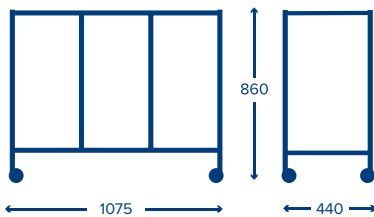
Product code	2022
Dimensions	H860 x W730 x D440mm
Product weight	9.6kg
Capacity frame	250kg

Bench Height Double Trolley



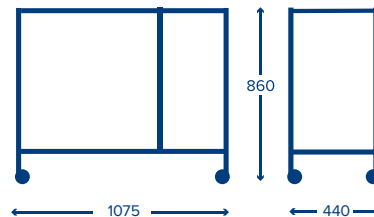
Product code	2025
Dimensions	H860 x W730 x D440mm
Product weight	10.7kg
Capacity frame/tray	250kg

Bench Height Treble Trolley



Product code	3025
Dimensions	H860 x W1075 x D440mm
Product weight	13.7kg
Capacity frame	250kg

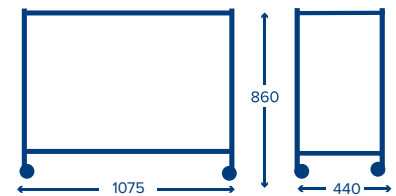
Bench Height Treble Trolley Single Column Double Span



Product code	3020
Dimensions	H860 x W1075 x D440mm
Product weight	12.6kg
Capacity frame	250kg

NOT AVAILABLE IN THE UK

Bench Height Treble Span Trolley



Product code	3022
Dimensions	H860 x W1075 x D440mm
Product weight	11.4kg
Capacity frame	250kg

The perfect height to sit alongside a workbench, Our bench-height trolleys and frames help maximise any empty space in busy classrooms or labs and ensure that required equipment, chemicals or apparatus is readily at hand.



Designed to fit into any learning environment or lab to maximise space, quick and easy access to all equipment, saving precious lab or teaching time.




Supplied with feet

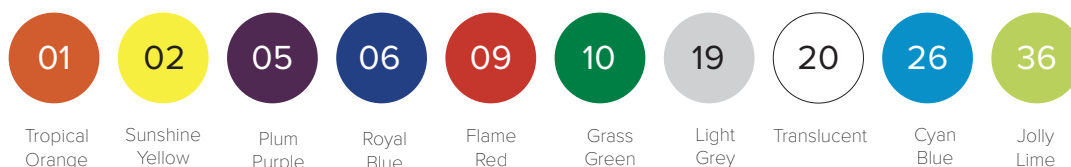
4 heights | 3 widths | 10 tray colours

FRAME DIMENSIONS	Single	Double	Treble
Under Bench	H725 x W370 x D420mm	H725 x W710 x D420mm	H725 x W1055 x D420mm
Bench Height	H825 x W370 x D420mm	H825 x W710 x D420mm	H825 x W1055 x D420mm
Mid Height	—	H1500 x W710 x D420mm	H1500 x W1055 x D420mm
Tall	H1850 x W370 x D420mm	H1850 x W710 x D420mm	H1850 x W1055 x D420mm

FRAME COLOURS



TRAY COLOURS





Frame colour
44
Silver

Frame colour
43
Gratnells Grey

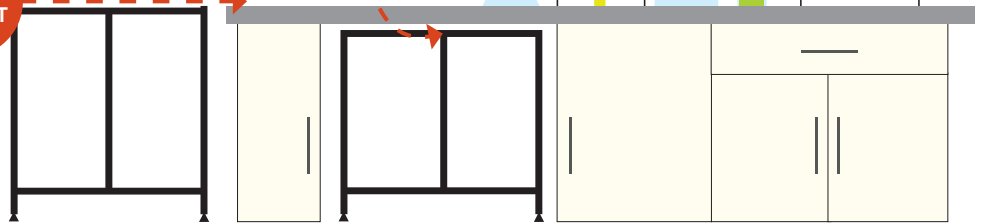
Frame colour
41
White

UNDER BENCH and **BENCH HEIGHT** FRAMES come **without a top** unless otherwise stated. Tops can be purchased separately - see accessories page

Material frame Steel
Assembly Self assembly

BENCH HEIGHT

UNDER BENCH



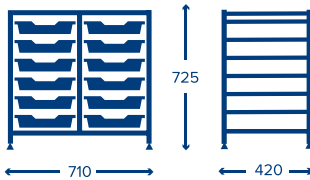
UNDER BENCH

Height 725mm

with trays

Under Bench Double Frame
12 Shallow Trays

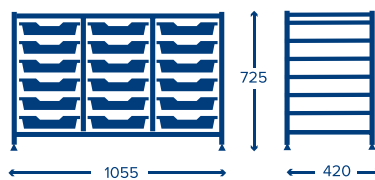
UK ONLY



Product code	SET012425
Dimensions	H725 x W710 x D420mm
Product weight	16.7kg
Capacity frame/tray	250kg/5kg

Under Bench Treble Frame
18 Shallow Trays

UK ONLY



Product code	SET013425
Dimensions	H725 x W1055 x D420mm
Product weight	23.2kg
Capacity frame/tray	250kg/5kg



Under Bench Treble Frame
18 Shallow Trays



Under Bench Double Frame
12 Shallow Trays



BENCH HEIGHT

Height 825mm

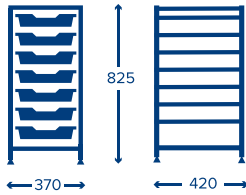
<p>Frame colour 44 Silver</p>	<p>Frame colour 43 Gratnells Grey</p>	<p>Frame colour 41 White</p>
--	--	---

Material frame	Steel
Assembly	Self assembly

UNDER BENCH and BENCH HEIGHT FRAMES come **without a top** unless otherwise stated. Tops can be purchased separately - see accessories page

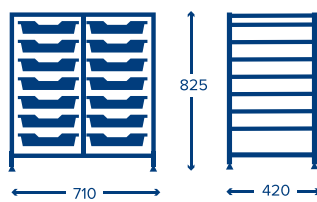
With trays

Bench Height Single Frame 7 Shallow Trays



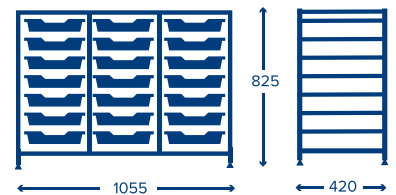
Product code	SET011325
Dimensions	H825 x W370 x D420mm
Product weight	10.9kg
Capacity frame/tray	250kg/5kg

Bench Height Double Frame 14 Shallow Trays



Product code	SET012325
Dimensions	H825 x W710 x D420mm
Product weight	18.7kg
Capacity frame/tray	250kg/5kg

Bench Height Treble Frame 21 Shallow Trays



Product code	SET013325
Dimensions	H825 x W1055 x D420mm
Product weight	26.2kg
Capacity frame/tray	250kg/5kg



Bench Height Single Frame
7 Shallow Trays



Bench Height Double Frame
14 Shallow Trays

HOW TO ORDER

To order a set, use the code corresponding to the item you require. Then add the two digit colour code for the metalwork. Finally, if your set includes trays, add your chosen tray colour for each column in the set.

Once for single column
twice for double column
three times for treble column

Example

Select product code + frame colour code + tray colour code (where applicable)

SET012325432626 = Bench Height Double Frame + 14 Shallow Trays

SET012325 | 43 26 26



FRAME COLOURS


41	43	44
White	Gratnells Grey	Silver

TRAY COLOURS

01	02	05	06	09	10	19	20	26	36
Tropical Orange	Sunshine Yellow	Plum Purple	Royal Blue	Flame Red	Grass Green	Light Grey	Translucent	Cyan Blue	Jolly Lime



Supplied with feet



MID HEIGHT

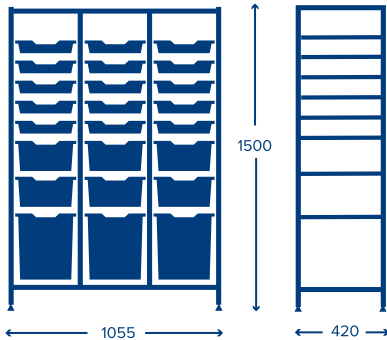
Height 1500mm

Material frame	Steel
Assembly	Self assembly

with trays

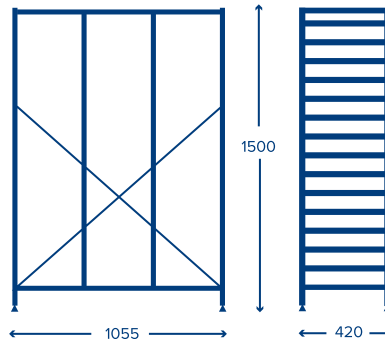
with runners

Mid Height Treble Trolley
3 Jumbo 6 Deep &
15 Shallow Trays



Product code	SET133525
Dimensions	H1500 x W1055 x D420mm
Product weight	43.4kg
Capacity frame/tray	250kg/5kg

Science Mid Height Treble Frame
39 Runner Pairs



Product code	SET503525
Dimensions	H1500 x W1055 x D420mm
Product weight	27.7kg
Capacity frame	250kg

HOW TO ORDER

To order a set, use the code corresponding to the item you require. Then add the two digit colour code for the metalwork. Finally, if your set includes trays, add your chosen tray colour for each column in the set.

Once for single column
twice for double column
three times for treble column

Example

Select product code + frame colour code + tray colour code (where applicable)

SET012325432626 = Bench Height Double Frame + 14 Shallow Trays

SET012325 | 43 26 26



FRAME COLOURS



White Gratnells Grey Silver

TRAY COLOURS




Tropical Orange Sunshine Yellow Plum Purple Royal Blue Flame Red Grass Green Light Grey Translucent Cyan Blue Jolly Lime

Only choose tray colours where sets with trays are applicable



Supplied with feet



Frame colour
44
Silver



Frame colour
43
Gratnells Grey



Frame colour
41
White




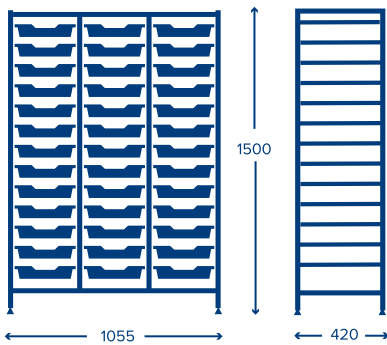
Material frame	Steel
Assembly	Self assembly

Tall and mid frames are complete with tops, adjustable feet, and back diagonal bars for additional rigidity meaning they are perfect for bulk storage. They are a staple in prep rooms and 'at home' in chemical stores and workshops.

Science Mid Height Treble Frame
39 Shallow Trays



Product code	SET013525
Dimensions	H1500 x W1055 x D420mm
Product weight	51.8kg
Capacity frame/tray	250kg/5kg



- Height designed to maximise space while remaining easily accessible
- Available in a range of combinations to accommodate a variety of tray sizes
- Designed with safety in mind and can be attached to the wall for full stability



TALL HEIGHT

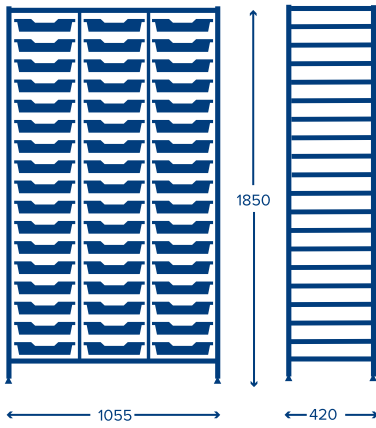
Height 1850mm



Material frame	Steel
Assembly	Self assembly

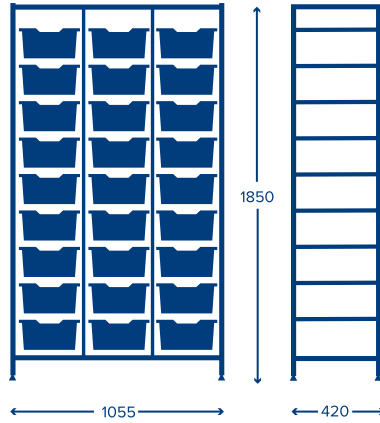
with trays

Tall Treble Frame
51 Shallow Trays




Product code	SET013625
Dimensions	H1850 x W1055 x D420mm
Product weight	60.5kg
Capacity frame/tray	250kg/5kg

Tall Treble Frame
27 Deep Trays



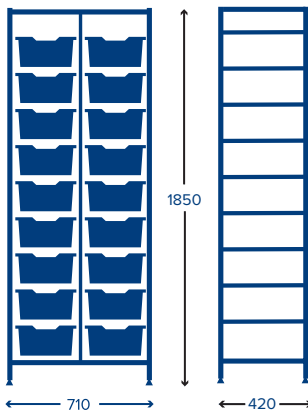
Product code	SET023625
Dimensions	H1850 x W1055 x D420mm
Product weight	48.1kg
Capacity frame/tray	250kg/5kg

Tall Double Frame
34 Shallow Trays



Product code	SET012625
Dimensions	H1850 x W710 x D420mm
Product weight	42.4kg
Capacity frame/tray	250kg/5kg

Tall Double Frame
18 Deep Trays



Product code	SET022625
Dimensions	H1850 x W710 x D420mm
Product weight	34.2kg
Capacity frame/tray	250kg/5kg



Tall Treble Frame
27 Deep Trays



Tall Double Frame
4 Shelves, 2 Deep & 18 Shallow Trays



TALL HEIGHT

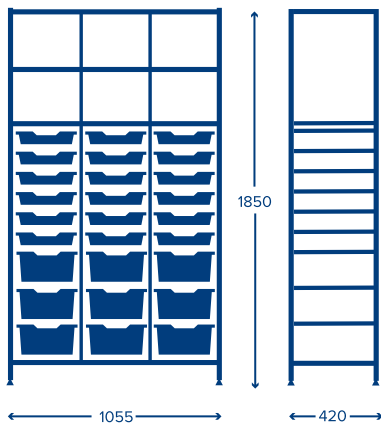
Height 1850mm



Material frame	Steel
Assembly	Self assembly

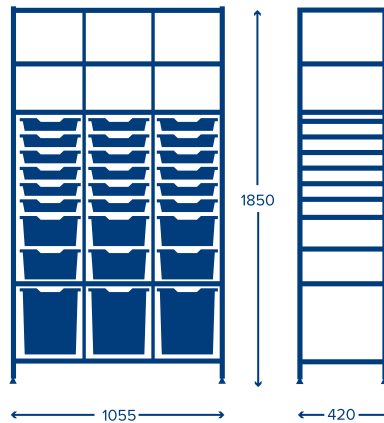
with trays and shelves

Tall Treble Frame
6 Shelves, 9 Deep
& 18 Shallow Trays



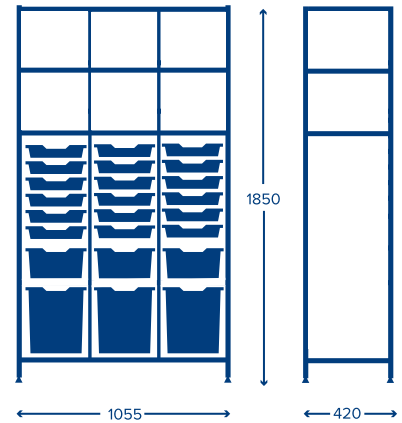
Product code	SET053625
Dimensions	H1850 x W1055 x D420mm
Product weight	52.5kg
Capacity frame/shelf/tray	250kg/20kg/5kg

ChemStore Tall Treble Frame
12 Shelves, 3 Jumbo, 6 Deep
& 18 Shallow Trays



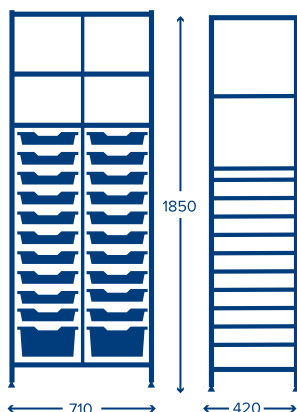
Product code	SET123625
Dimensions	H1850 x W1055 x D420mm
Product weight	59.4kg
Capacity frame/shelf/tray	250kg/20kg/5kg

Tall Treble Frame
6 Shelves, 3 Jumbo, 3 Deep
& 18 Shallow Trays



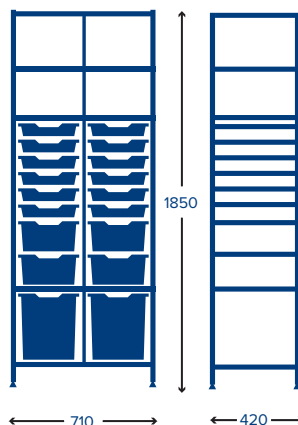
Product code	SET063625
Dimensions	H1850 x W1055 x D420mm
Product weight	49.7kg
Capacity frame/shelf/tray	250kg/20kg/5kg

Tall Double Frame
4 Shelves, 2 Deep
& 18 Shallow Trays




Product code	SET112625
Dimensions	H1850 x W710 x D420mm
Product weight	36.3kg
Capacity frame/shelf/tray	250kg/20kg/5kg

ChemStore Tall Double Frame
8 Shelves, 2 Jumbo, 4 Deep
& 12 Shallow Trays



Product code	SET122625
Dimensions	H1850 x W710 x D420mm
Product weight	41.7kg
Capacity frame/shelf/tray	250kg/20kg/5kg



ChemStore Tall Double Frame
8 Shelves, 2 Jumbo, 4 Deep
& 12 Shallow Trays

TALL HEIGHT

Height 1850mm



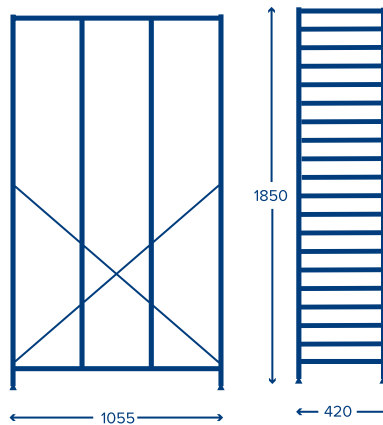
Material frame/tray	Steel
Assembly	Self assembly



Tall Double Frame
34 Runner Pairs

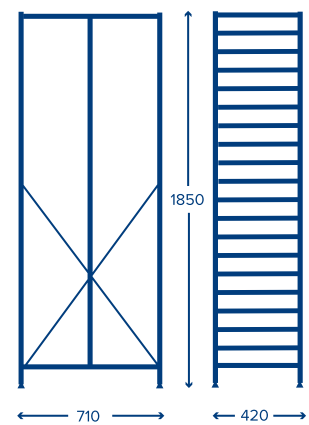
with runners

Tall Treble Frame 51 Runner Pairs



Product code	SET503625
Dimensions	H1850 x W1055 x D420mm
Product weight	32.7kg
Capacity frame	250kg

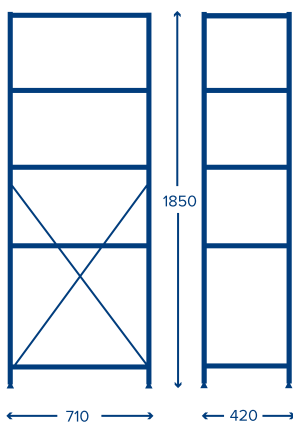
Tall Double Frame 34 Runner Pairs



Product code	SET502625
Dimensions	H1850 x W710 x D420mm
Product weight	23.9kg
Capacity frame	250kg

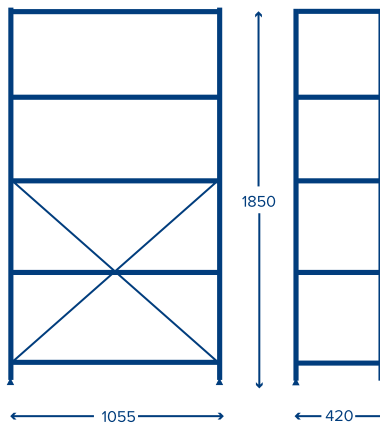
with shelves

Tall Double Span Frame 4 Shelves



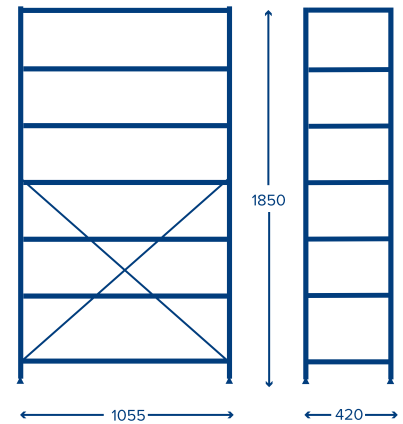
Product code	SET082622
Dimensions	H1850 x W710 x D420 mm
Product weight	23.3kg
Capacity frame/shelf	250kg/20kg

Tall Treble Span Frame 4 Shelves



Product code	SET083622
Dimensions	H1850 x W1055 x D420mm
Product weight	23.4kg
Capacity frame/shelf	250kg/20kg

Tall Treble Span Frame 6 Shelves



Product code	SET103622
Dimensions	H1850 x W1055 x D420mm
Product weight	30.3kg
Capacity frame/shelf	250kg/20kg



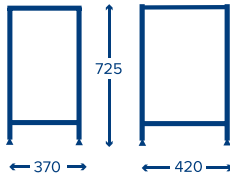
UNDER BENCH FRAMES

Height 725mm



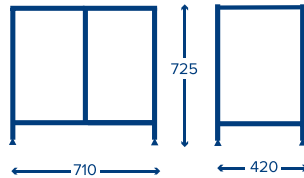
Material frame/tray	Steel
Assembly	Self assembly

Under Bench Single Frame



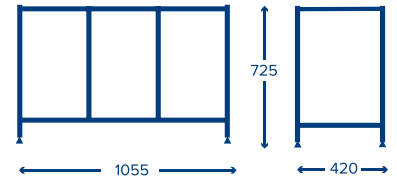
Product code	1425
Dimensions	H725 x W370 x D420mm
Product weight	5.1kg
Capacity frame	250kg

Under Bench Double Frame



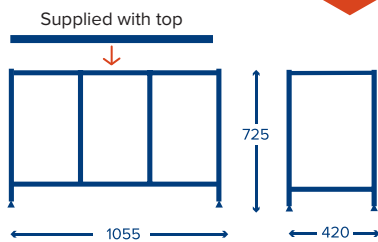
Product code	2425
Dimensions	H725 x W710 x D420mm
Product weight	7.4kg
Capacity frame	250kg

Under Bench Treble Frame



Product code	3425
Dimensions	H725 x W1055 x D420mm
Product weight	9.3kg
Capacity frame	250kg

Under Bench Treble Frame Including Top



Product code	SET603425
Dimensions	H725 x W1055 x D420mm
Product weight	12.2kg
Capacity frame	250kg

UNDER BENCH and BENCH HEIGHT FRAMES come **without a top** unless otherwise stated. Tops can be purchased separately – see accessories page



Under Bench Treble Frame with Top



BENCH HEIGHT FRAMES

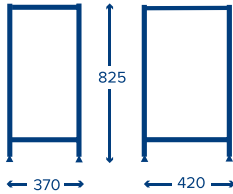
Height 825mm



Material frame/tray	Steel
Assembly	Self assembly

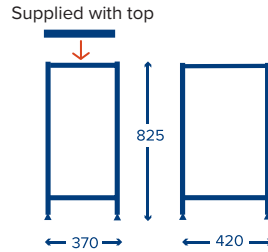
UNDER BENCH and BENCH HEIGHT FRAMES come **without a top** unless otherwise stated. Tops can be purchased separately - see accessories page

Bench Height Single Frame



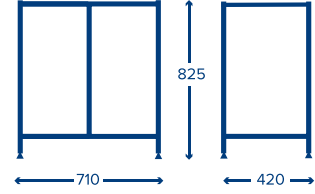
Product code	1325
Dimensions	H825 x W370 x D420mm
Product weight	5.5kg
Capacity frame	250kg

Bench Height Single Frame Including Top



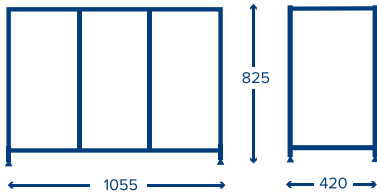
Product code	SET601325
Dimensions	H825 x W370 x D420mm
Product weight	9.4kg
Capacity frame	250kg

Bench Height Double Frame



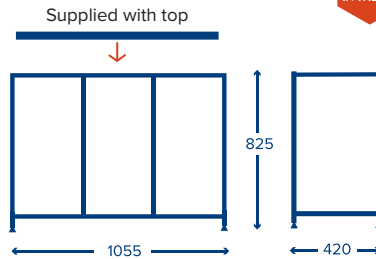
Product code	2325
Dimensions	H825 x W710 x D420mm
Product weight	7.9kg
Capacity frame	250kg

Bench Height Treble Frame



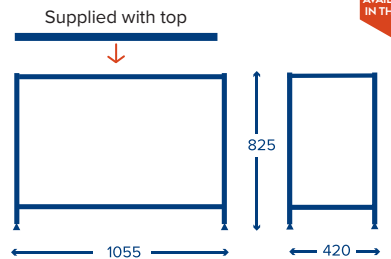
Product code	3325
Dimensions	H825 x W1055 x D420mm
Product weight	10kg
Capacity frame/tray	250kg

Bench Height Treble Frame Including Top



Product code	SET603325
Dimensions	H825 x W1055 x D420mm
Product weight	12.9kg
Capacity frame	250kg

Bench Height Treble Span Frame Including Top

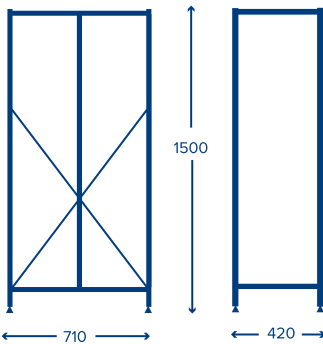


Product code	3322
Dimensions	H825 x W1055 x D420mm
Product weight	7.7kg
Capacity frame	250kg

MID HEIGHT FRAME

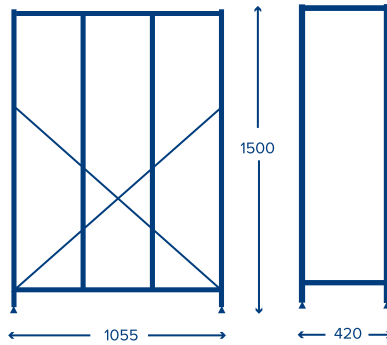
1500mm

Mid Height Double Frame




Product code	2525
Dimensions	H1500 x W710 x D420mm
Product weight	14.5kg
Capacity frame	250kg

Mid Height Treble Frame



Product code	3525
Dimensions	H1500 x W1055 x D420mm
Product weight	18.9kg
Capacity frame	250kg



Mid Height Treble Frame


TALL HEIGHT

Height 1850mm




Material frame/tray	Steel
Assembly	Self assembly

Tall Single Frame




Product code	1625
Dimensions	H1850 x W370 x D420mm
Product weight	11.2kg
Capacity frame/shelf	250kg/20kg

Tall Double Frame



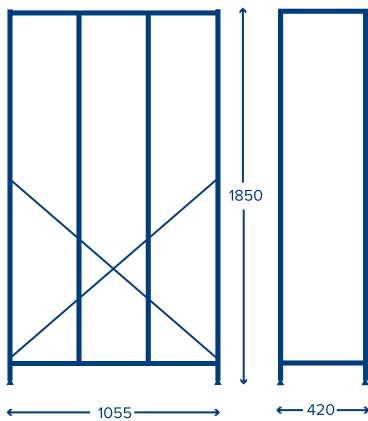
Product code	2625
Dimensions	H1850 x W710 x D420mm
Product weight	16.2kg
Capacity frame	250kg

Tall Double Span Frame



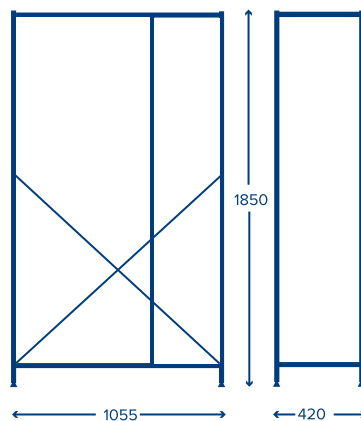
Product code	2622
Dimensions	H1850 x W710 x D420mm
Product weight	13.4kg
Capacity frame	250kg

Tall Treble Frame



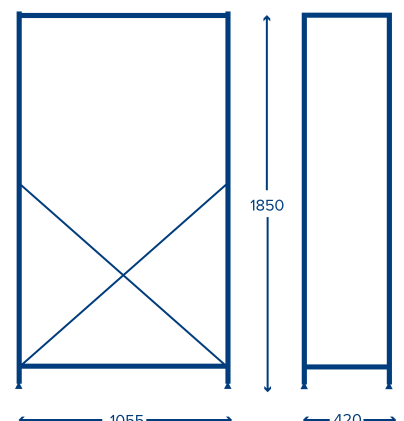
Product code	3625
Dimensions	H1850 x W1055 x D420mm
Product weight	21.2kg
Capacity frame	250kg

Tall Treble Frame Single Column Double Span



Product code	3620
Dimensions	H1850 x W1055 x D420mm
Product weight	18.3kg
Capacity frame	250kg

Tall Treble Span Frame



Product code	3622
Dimensions	H1850 x W1055 x D420mm
Product weight	15.4kg
Capacity frame	250kg

Made from sturdy, powder coated steel, our frame is available in a range of three colours – Gratnells Grey, Silver and White – to mirror your curriculum subject or school palette.

TALL HEIGHT

Height 1850mm

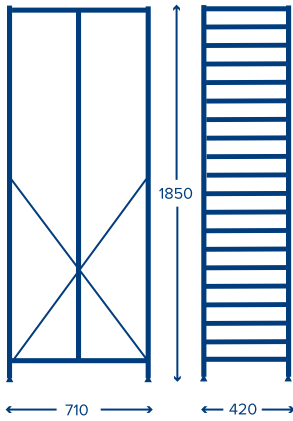


WELDED FRAMES come with welded runners and are **fully assembled**

Material frame/tray	Steel
Assembly	Fully assembled

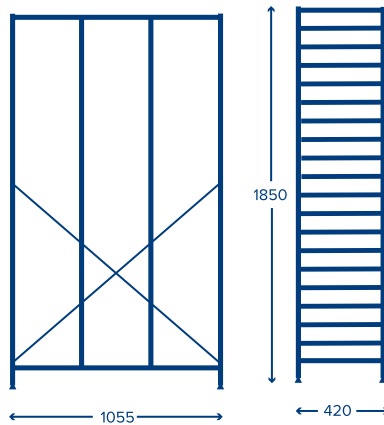
fixed welded runners

Tall Double Fixed Runner Frame 34 Runner pairs (Assembled)



Product code	W2625
Dimensions	H1850 x W710 x D420mm
Product weight	27.4kg
Capacity frame	250kg

Tall Treble Fixed Runner Frame 51 Runner pairs (Assembled)



Product code	W3625
Dimensions	H1850 x W1055 x D420mm
Product weight	38kg
Capacity frame	250kg



Tall Treble Fixed Runner Frame





Tops

All frames and trolleys can be supplied empty so you can choose your own tray and shelf combinations.

Double Span Wooden Top



Product code	WT2
Dimensions	H40 x W755 x D465mm
Product weight	4.4kg
Capacity	20kg

Treble Span Wooden Top




Product code	WT3
Dimensions	H40 x W1055 x D465mm
Product weight	6.2kg
Capacity	20kg

Single Span Metal Top




Product code	MT1025XX
Dimensions	H14 x W365 x D365mm
Colours	White 41 Gratnells Grey 43 Silver 44
Product weight	1.5kg
Capacity	20kg

Double Span Metal Top



Product code	MT2025XX
Dimensions	H14 x W710 x D407mm
Colours	White 41 Gratnells Grey 43 Silver 44
Product weight	2.2kg
Capacity	20kg


Treble Span Metal Top



Product code	MT3025XX
Dimensions	H14 x W1053 x D407mm
Colours	White 41 Gratnells Grey 43 Silver 44
Product weight	3.2kg
Capacity	20kg

Shelves with clips

Single Span Shelf with Clips
Pack of 2



Product code	361XXP2
Dimensions	H24 x W335 x D420mm
Colours	White 41 Gratnells Grey 43 Silver 44
Product weight	1.2kg
Capacity	20kg

Double Span Shelf with Clips
Pack of 2



Product code	362XXP2
Dimensions	H65 x W675 x D420mm
Colours	White 41 Gratnells Grey 43 Silver 44
Product weight	2.6kg
Capacity	20kg

Treble Span Shelf with Clips
Pack of 2



Product code	363XXP2
Dimensions	H65 x W1020 x D420mm
Colours	White 41 Gratnells Grey 43 Silver 44
Product weight	3.8kg
Capacity	20kg




Replace XX with colour code of your choice

Shelves for empty frames come with clips to attach to the frames. Fixed runner frames require special shelves.

Shelves for fixed runner trolleys & frames

Single Span Shelf
Pack of 2



Product code	MW361XXP2
Dimensions	H20 x W315 x D420mm
Colours	White 41 Gratnells Grey 43 Silver 44
Product weight	1kg
Capacity	20kg

Gratnells trays are chemically unreactive, durable and easy to wipe clean, making them ideal for all kinds of lab and prep room projects including practical experiments as they can contain spills.



The material used to make the trays has been chosen for quality and safety. For quality the trays are made from talc-filled polypropylene giving strength and rigidity. For safety polypropylene is chemically resistant to the

majority of chemicals used in schools and semi fire-retardant at 0.22mm per min. There is also an anti-static additive to reduce the attraction of dust. All trays are of standard width and fit into all school furniture.



No need to worry about spills
Chemically unreactive



Extra layer of risk prevention
Slow burn rate for extra safety



Protection from dust contamination
Anti-static additive



Heavy educational use



Scratch resistant



Zero-fade colour protector



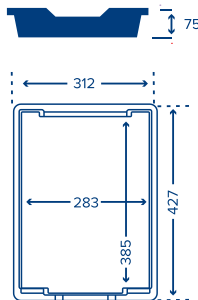
100% recyclable

- ✓ Flat bottom for easy cleaning
- ✓ 2.4mm wall thickness for heavy school use
- ✓ Reinforcing ribs to prevent tray falling through when heavily loaded
- ✓ Side stops to prevent tray being pushed through frames and trolleys

Standard Trays

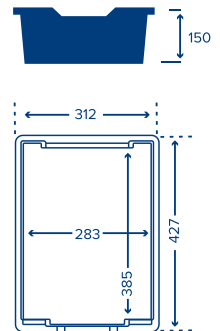
Standard Shallow Tray

Product code	F01
Dimensions	H75 x W312 x D427mm
Product weight	0.66kg
Volume	7L
Capacity	5kg



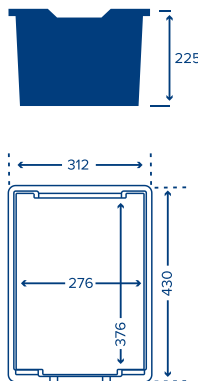
Standard Deep Tray

Product code	F02
Dimensions	H150 x W312 x D427mm
Product weight	0.92kg
Volume	13.5L
Capacity	5kg



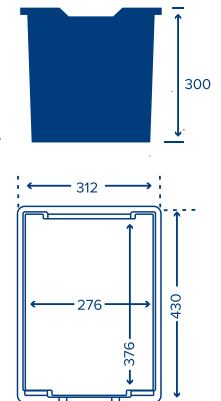
Standard Extra Deep Tray

Product code	F25
Dimensions	H225 x W312 x D430mm
Product weight	1.17kg
Volume	19L
Capacity	5kg



Standard Jumbo Tray

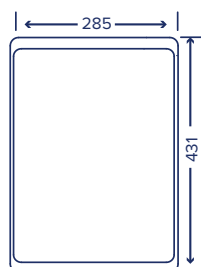
Product code	F03
Dimensions	H300 x W312 x D430mm
Product weight	1.52kg
Volume	25L
Capacity	5kg





Tray Accessories

Clip-on Lid for Standard Range Trays



Our Clip-on translucent lids offer added security for tray contents like glassware or electronics and allow for quick viewing without removal.



Product code	LF
Dimensions	H30 x W285 x D431mm
Product weight	0.25kg
Colour	Translucent

Label holder for Standard Shallow Trays



Product code	F1LABP100
Dimensions	H2 x W144 x D37mm
Material	PVC
Pack size	100

Label holder for Standard Deep Trays



Product code	F2LABP100
Dimensions	H2 x W160 x D116mm
Material	PVC
Pack size	100

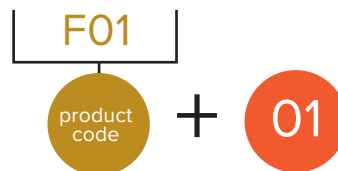
HOW TO ORDER

To order use the code corresponding to the item you require. Then add the two digit colour code for the Tray Colour.

Example

Select product code + Tray colour code

F0101 = Standard Shallow Tray (F01)
+ colour code Tropical Orange (01)





Moulded Inserts

Standard Shallow
8 sections



Product code	IM08F0119P6
Dimensions	H40 x W275 x D390mm
Colour	Dove Grey
Product weight	0.188kg
Pack size	6

Standard Shallow
3 sections



Product code	IM03F0119P6
Dimensions	H40 x W275 x D391mm
Colour	Dove Grey
Product weight	0.188kg
Pack size	6

Standard Shallow
4 sections



Product code	IM04F0119P6
Dimensions	H40 x W275 x D391mm
Colour	Dove Grey
Product weight	0.188kg
Pack size	6

Standard Shallow
6 sections



Product code	IM06F0119P6
Dimensions	H40 x W275 x D390mm
Colour	Dove Grey
Product weight	0.188kg
Pack size	6

Standard Shallow
6 office sections



Product code	IM07F0119P6
Dimensions	H40 x W275 x D390mm
Colour	Dove Grey
Product weight	0.15kg
Pack size	6

Foam Inserts

Standard Extra Deep 60mm

20 Glasses
50 x 40mm



Product code	IF020BF2560P6
Dimensions	H60 x W270 x D390mm
Colours	Grey
Product weight	0.1085kg
Pack size	6

Standard Deep 30mm


30 Bottles 45mm



Product code	IF045BF0250P6
Dimensions	H30 x W270 x D395mm
Colours	Grey
Product weight	0.0685kg
Pack size	6

Standard Deep 50mm

30 FX83 Calculators
80 x 16mm



Product code	IF083BF0250P6
Dimensions	H50 x W270 x D390mm
Colours	Grey
Product weight	0.1055kg
Pack size	6

Standard Deep 60mm

108 test tubes 15mm



Product code	IF108BF0260P6
Dimensions	H60 x W270 x D395mm
Colours	Grey
Product weight	0.144kg
Pack size	6

Standard Deep 60mm

56 test tubes 25mm



Product code	IF056BF0260P6
Dimensions	H60 x W270 x D390mm
Colours	Grey
Product weight	0.144kg
Pack size	6

Bright colours are antimicrobial

- Supports the organisation of science equipment
- Encourages students to be responsible for the resources and ensure they are stored and packed up correctly in the inserts
- Reduces set up and clear up time of practical science activities
- Stores many different resources in one tray
- SortED inserts can help personalise the resources different children require
- Easily maintain a high level of cleanliness as the inserts are dishwasher safe




Dishwasher safe

SortED Inserts

SortED Large Insert

Dimensions	H58 x 285 x 387mm
Product weight	0.36



Product code	SE0279P10
Colour	Plum Purple Antimicrobial
Pack size	10

SortED Medium Insert

Dimensions	H57 x W135 x D178mm
Product weight	0.09kg



Product code	SE0480P40
Colour	Cyan Blue Antimicrobial
Pack size	40

SortED Small Insert

Dimensions	H56 x W90 x D135mm
Product weight	0.06kg



Product code	SE0881P80
Colour	Jolly Lime Antimicrobial
Pack size	80

SortED Retail Pack of 52




Product code	SERETAIL01
Colour	Multicolour Antimicrobial
Pack size	52



Replace **XX** with colour code of your choice

Science Steel Runner

Pack of 6 pairs



Product code	G3XX
Dimensions	H28 x W13 x D404mm
Colours	White 41 Gratnells Grey 43 Silver 44
Product weight	0.12kg each
Material	Steel

Science Castors (75mm)


Pack of 4 Standard



Product code	C75
Dimensions	H135 x W45 x D85mm
Product weight	0.7kg
Material	Steel/Polypropylene/Rubber

Science Castors (75mm)

Pack of 4 – 2 Braked/ 2 Standard



Product code	C75BRK
Dimensions	H135 x W45 x D85mm
Product weight	0.7kg
Material	Steel/Polypropylene/Rubber

Science Castors (100mm)

Pack of 4 Standard



Product code	100C
Dimensions	H175 x W55 x D110mm
Product weight	0.6kg
Material	Steel/Polypropylene/Rubber

Science Castors (100mm)

Pack of 4 – 2 Braked/ 2 Standard



Product code	100BRK
Dimensions	<i>No Brake</i> H175 x W55 x D110mm <i>Brake</i> H175 x W55 x D130mm
Product weight	<i>No Brake</i> 0.6kg <i>Brake</i> 0.7kg
Material	Steel/Polypropylene/Rubber

Joining/Wall Brackets


Pack of 2



Product code	368
Dimensions	H120 x W31 x D23mm
Product weight	0.21 kg
Material	Steel

Science Shelf Clips

Pack of 24



Product code	285P6
Dimensions	H26 x W20 x D25mm
Product weight	0.01 kg
Material	Steel