




State of AI

Global | Q1 2023

Global data and analysis on dealmaking, funding,
and exits by private market AI companies



Guess Less. Win More.

Sign up for a free trial



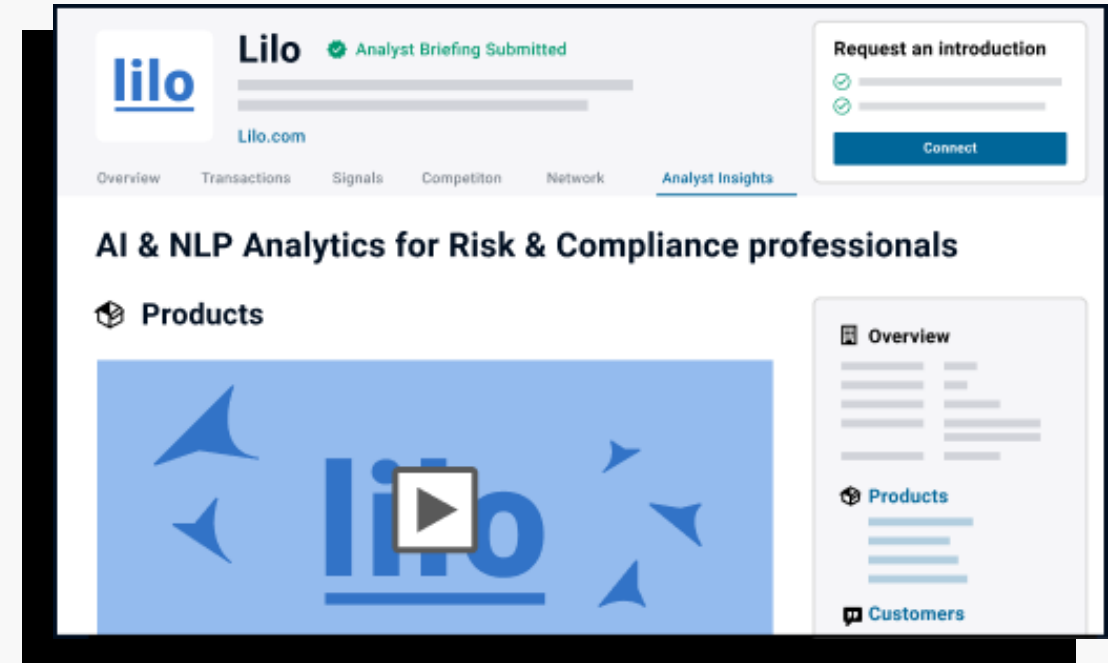
CB Insights helps the world's leading companies make smarter technology decisions with data, not opinion.

Our Technology Insights Platform provides companies with comprehensive data, expert insights, and work management tools that enable them to discover, understand, and make technology decisions.

Platform

Analyst Insights

Dive deeper with proprietary information straight from tech companies themselves. Learn about what a company does, who they serve, and how they differentiate from the competition.

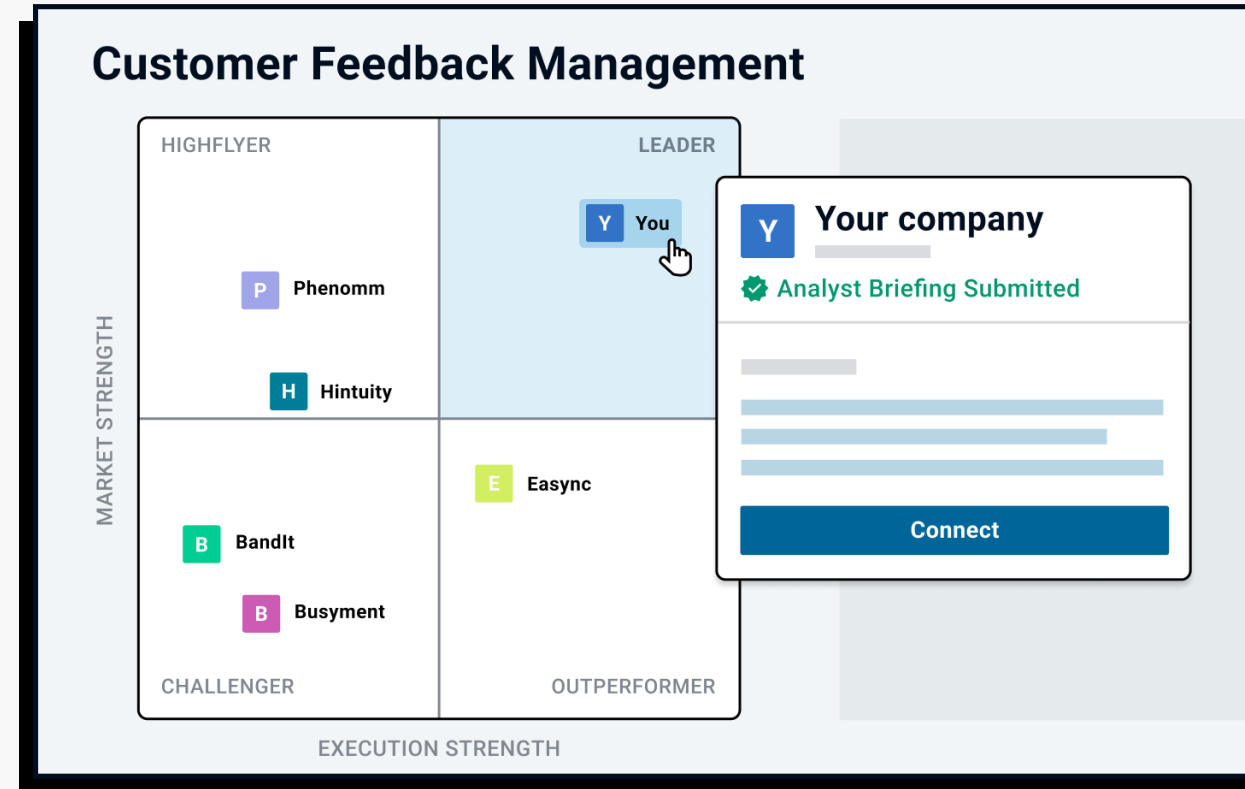


Make your brand more searchable. Findable. Buyable. Partnerable. Investable.

Complete a free Analyst Briefing Survey*
and get in front of enterprise tech buyers,
M&A teams, and investors.

*Survey takers have increased their lead generation 3x on average.

[Apply here](#)





I knew the platform was valuable, but there's so much more than just good research. It's the only platform with **real-time visibility into every emerging tech market**, and it's become my starting point for every project.



Moran Haviv

Strategic Innovation, Microsoft

[View success story →](#)



Dig Deeper.

CB Insights clients can find and track companies using our analyst-curated Expert Collections.

[Artificial Intelligence](#)

Artificial Intelligence

Expert Collection

Companies

Table

Latest Funding Round

Country

<input type="checkbox"/> Companies	Expert Tag	Description	Total Funding	All Investors
<input type="checkbox"/> <div>B</div> Brainster				
<input type="checkbox"/> <div>P</div> Psychic.ly				
<input type="checkbox"/> <div>C</div> Cubbybrain				
<input type="checkbox"/> <div>C</div> Ceremelo				
<input type="checkbox"/> <div>Y</div> Ycortic				
<input type="checkbox"/> <div>M</div> Macrobotic				
<input type="checkbox"/> <div>N</div> Neuronosyn				
<input type="checkbox"/> <div>S</div> Snapse				

TLDR Your rundown on AI in Q1'23

\$5.4B

Global AI funding in Q1'23. Down 43%.

Global AI funding fell to \$5.4B in 2023, a 43% drop quarter-over-quarter (QoQ). This was the lowest quarterly total since Q1'18. Deals slid for the fourth quarter in a row to 554, the lowest tally since Q4'17. The year-over-year (YoY) fall in funding and deals was in line with broader venture trends.

[See the data →](#)

5

AI unicorn births in Q1'23.

A total of 5 new AI unicorns were born in Q1'23 — the same number as the previous quarter. Generative AI companies accounted for 3 of the entrants to the unicorn club with Anthropic, Adept, and Character.AI all gaining valuations of \$1B or above.

[See the data →](#)

\$25M

Median late-stage deal size.

Median late-stage deal size for AI companies plummeted in Q1'23, coming in at just \$25M — less than half the median late-stage deal size in 2022 and significantly below pre-pandemic levels.

This plunge was partly driven by a slowdown in \$100M+ mega-rounds to AI companies — there were only 8 in Q1'23, the fewest in 4 years.

[See the data →](#)

-27%

Fall in US AI funding.

Funding to US-based AI companies totaled \$3.7B in Q1'23, a QoQ decline of 27%. Deals fell for the fourth straight quarter, reaching just 232.

However, Silicon Valley experienced a rebound in Q1'23, with funding up by 41% and deals increasing by 20%.

Meanwhile, funding to Asia-based companies collapsed to its lowest level since Q4'16, driven by unusually subdued AI investment activity in China.

[See the data →](#)

12%

Increase in global AI M&A deals.

There were 75 M&A deals for AI companies in Q1'23, an increase of 12% QoQ but still below 2021's highs.

Public exits continued to be rare in Q1'23 for AI companies — there were only 2 IPOs and no SPACs.

Europe accounted for the largest share of global AI exits at 38%. US-based companies represented 33% of exits, and Asia's share was 17%.

[See the data →](#)

Contents

Global Trends	9
Investment Trends	10
Unicorns	33
Exit Trends	39
Investors	43
Geographic Trends	47
US	48
Silicon Valley	54
New York	58
Canada	62
Asia	67
China	72
Europe	76
United Kingdom	82
Germany	86
France	90

Global | Q1 2023

Global Trends

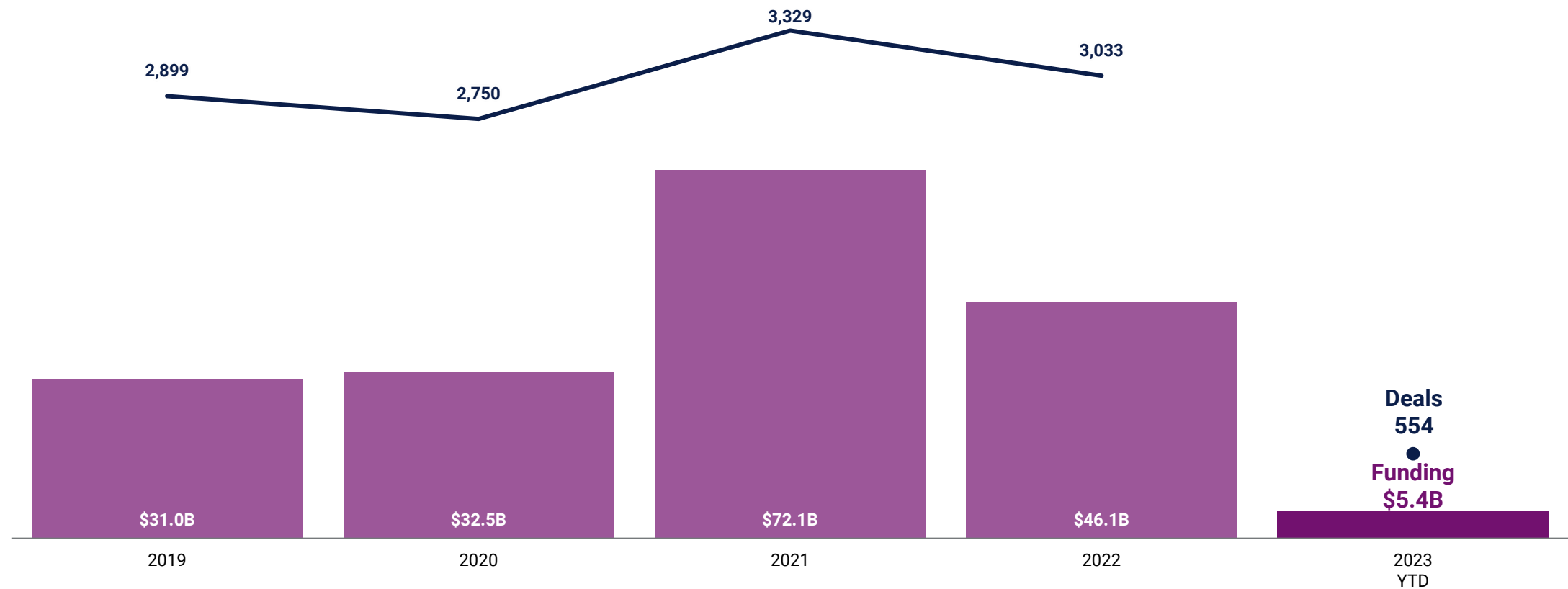


Global Trends | Q1 2023

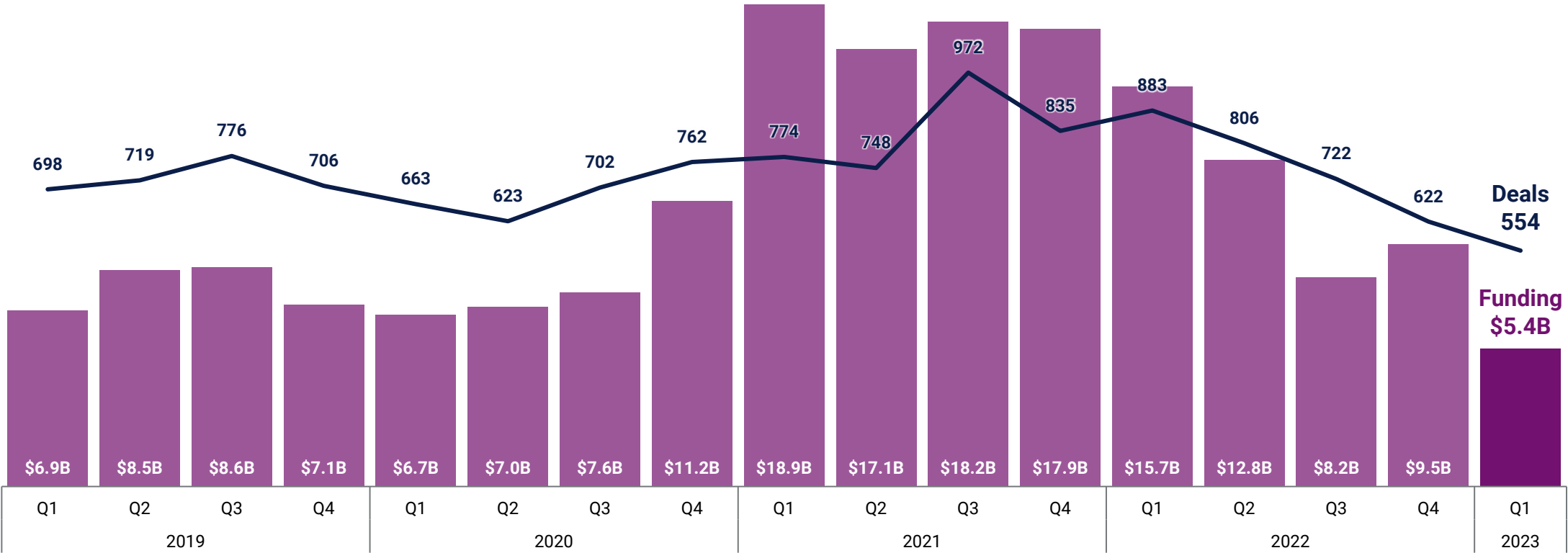


Investment Trends

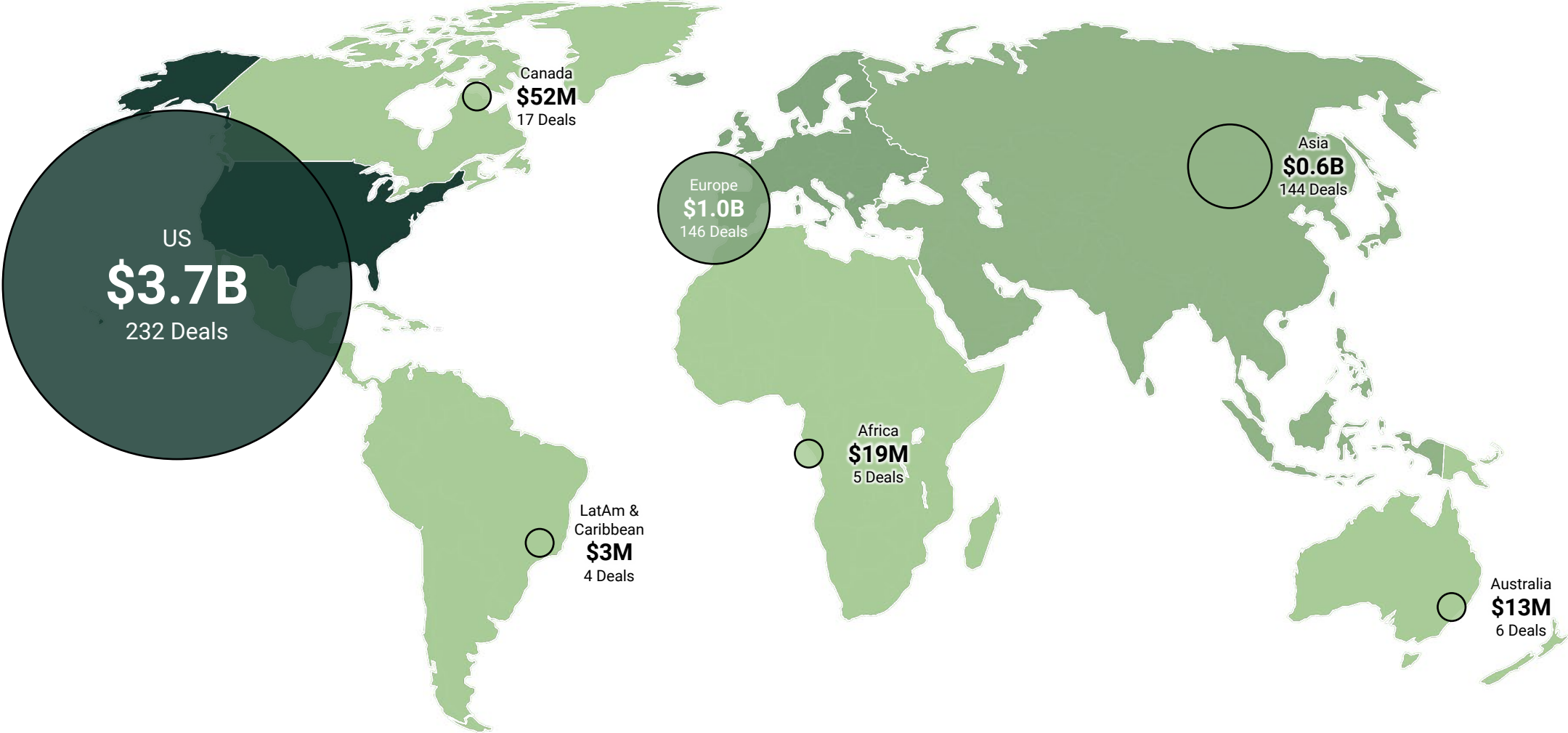
AI funding is on pace for a slow year, but genAI could still drive a rally



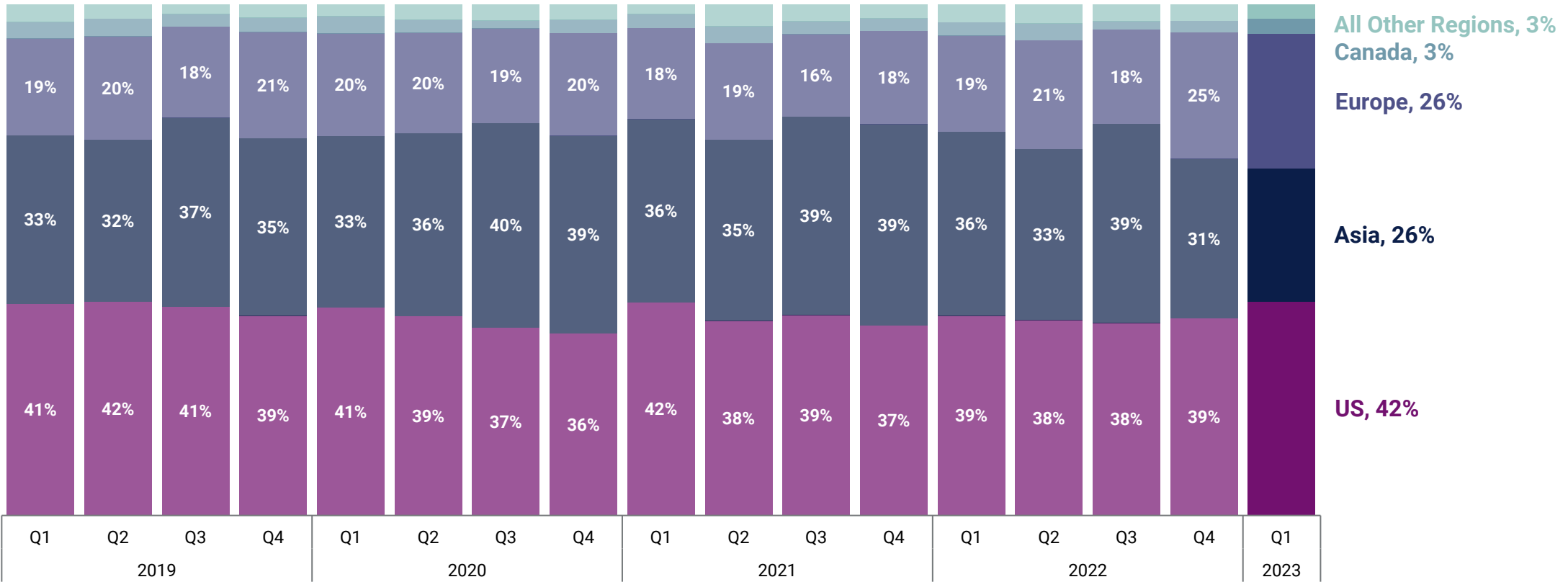
Quarterly AI funding plunges by 43% as deals continue to slide



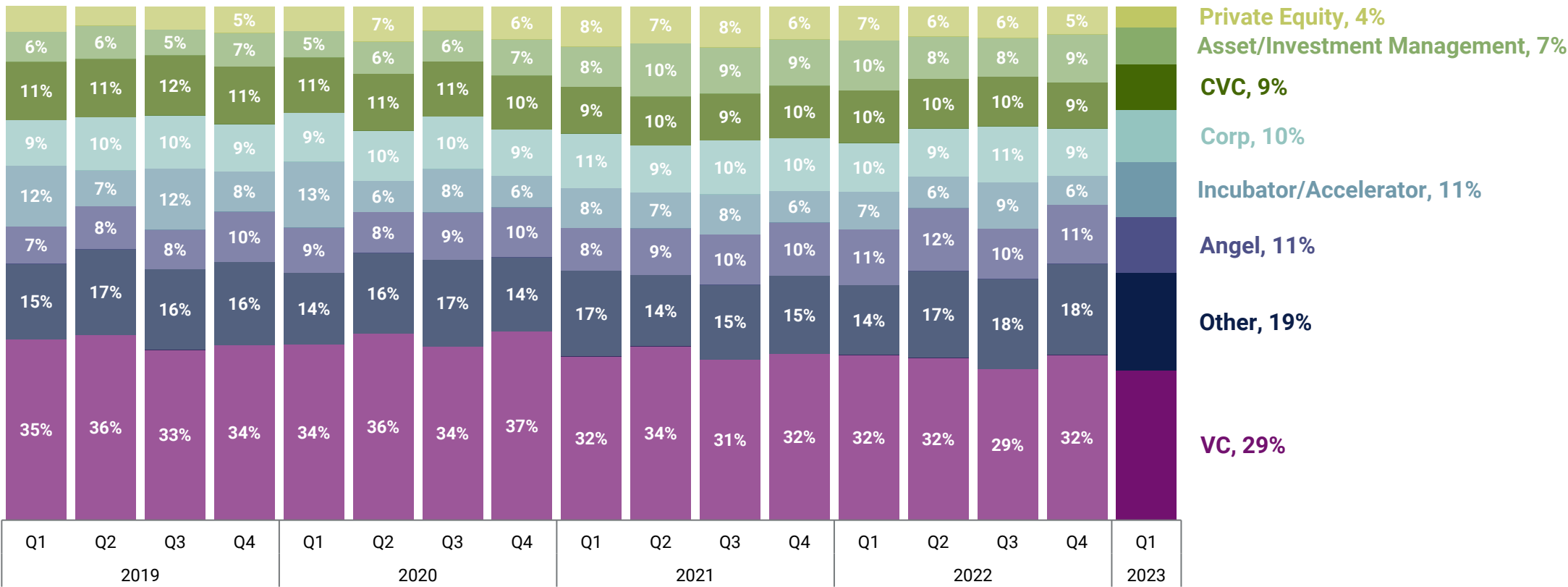
The vast majority of AI funding goes to the US in Q1'23



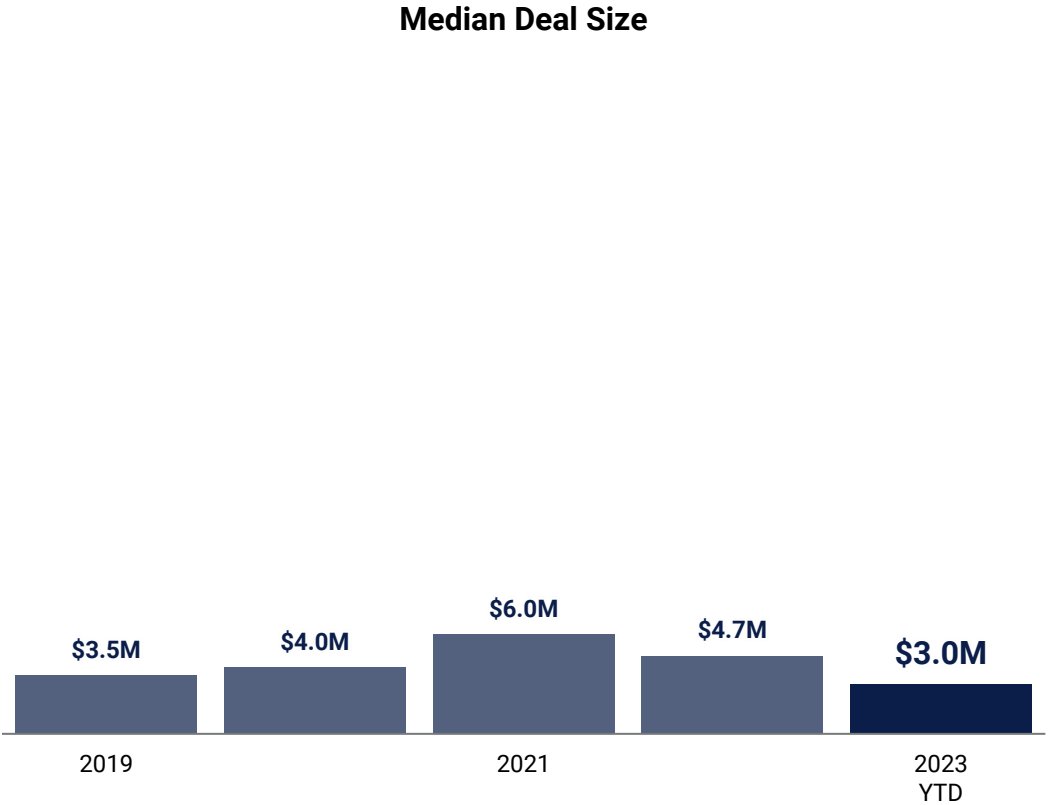
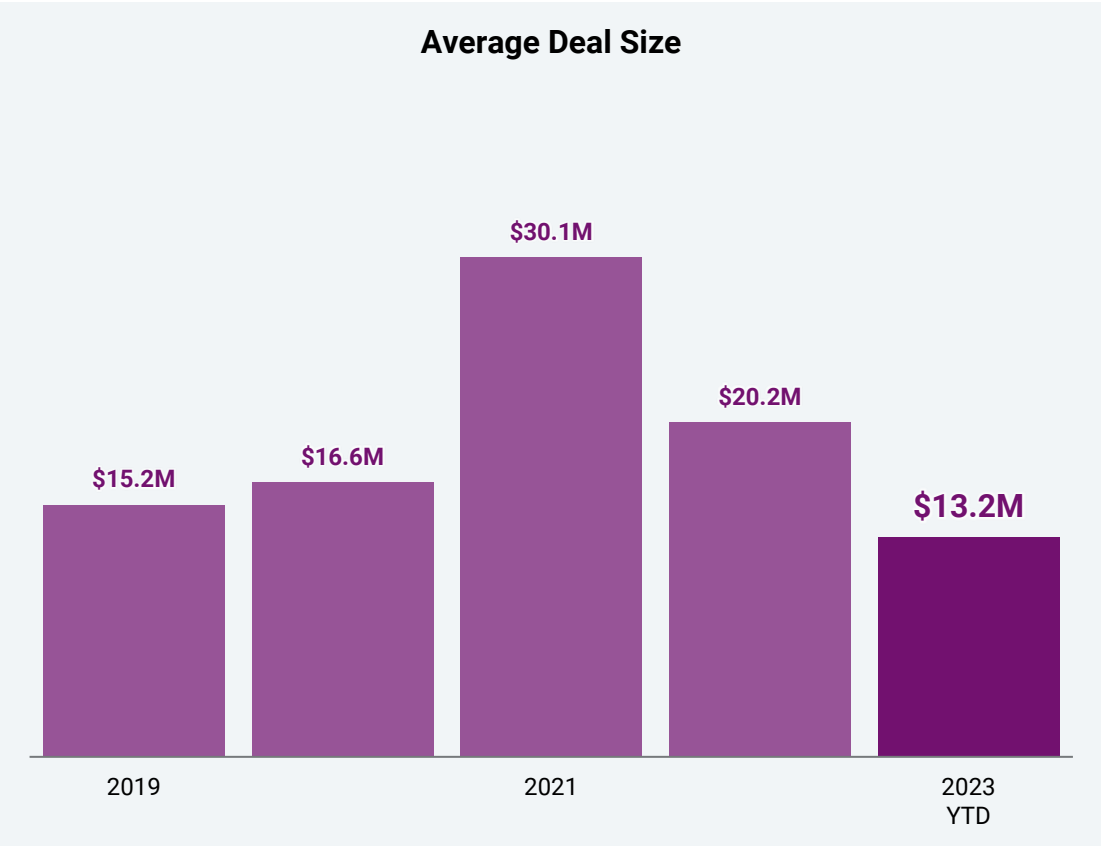
US deal share ticks up



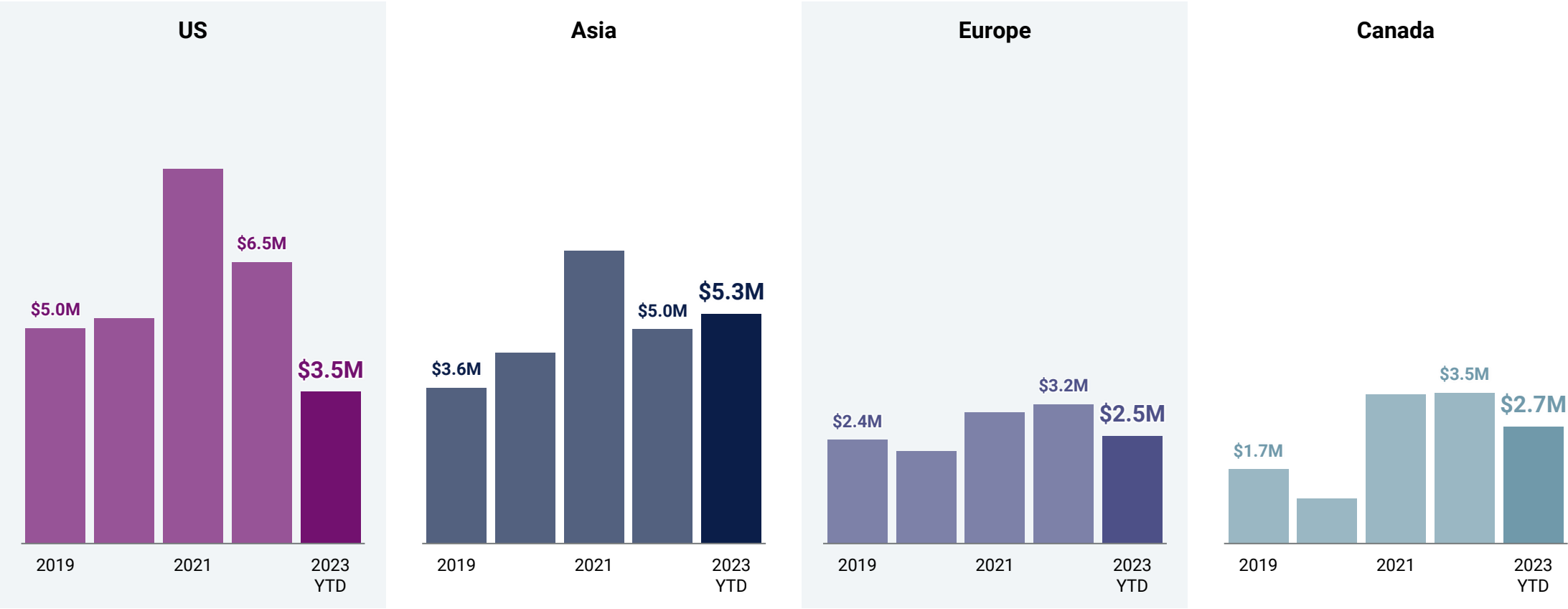
VCs are still the most active AI investors



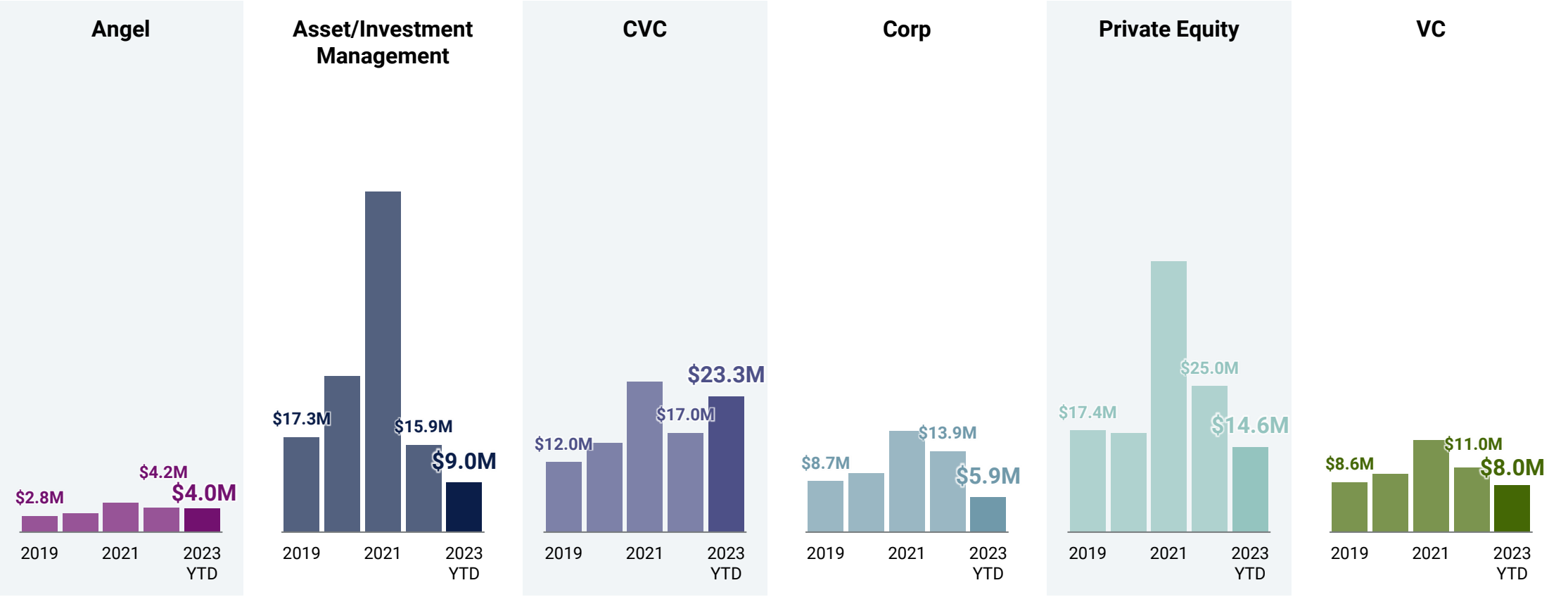
In 2023 so far, the average deal size is at its lowest level in 6 years



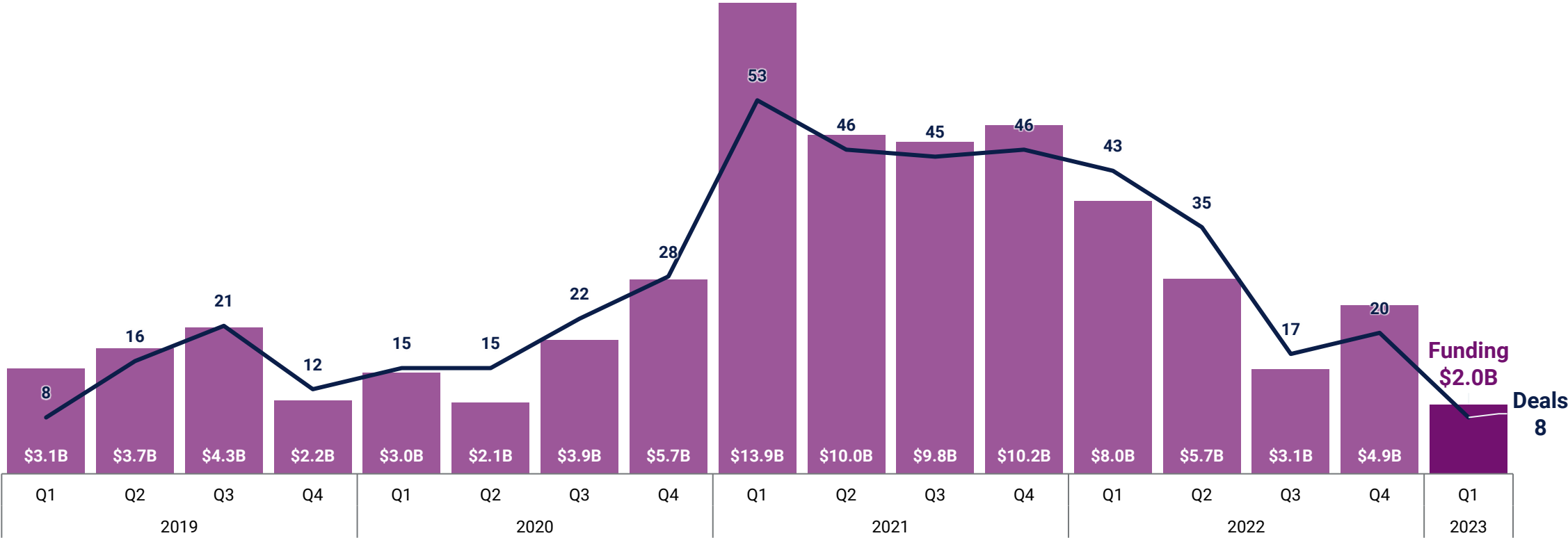
US median deal size plummets by 46% in 2023 YTD



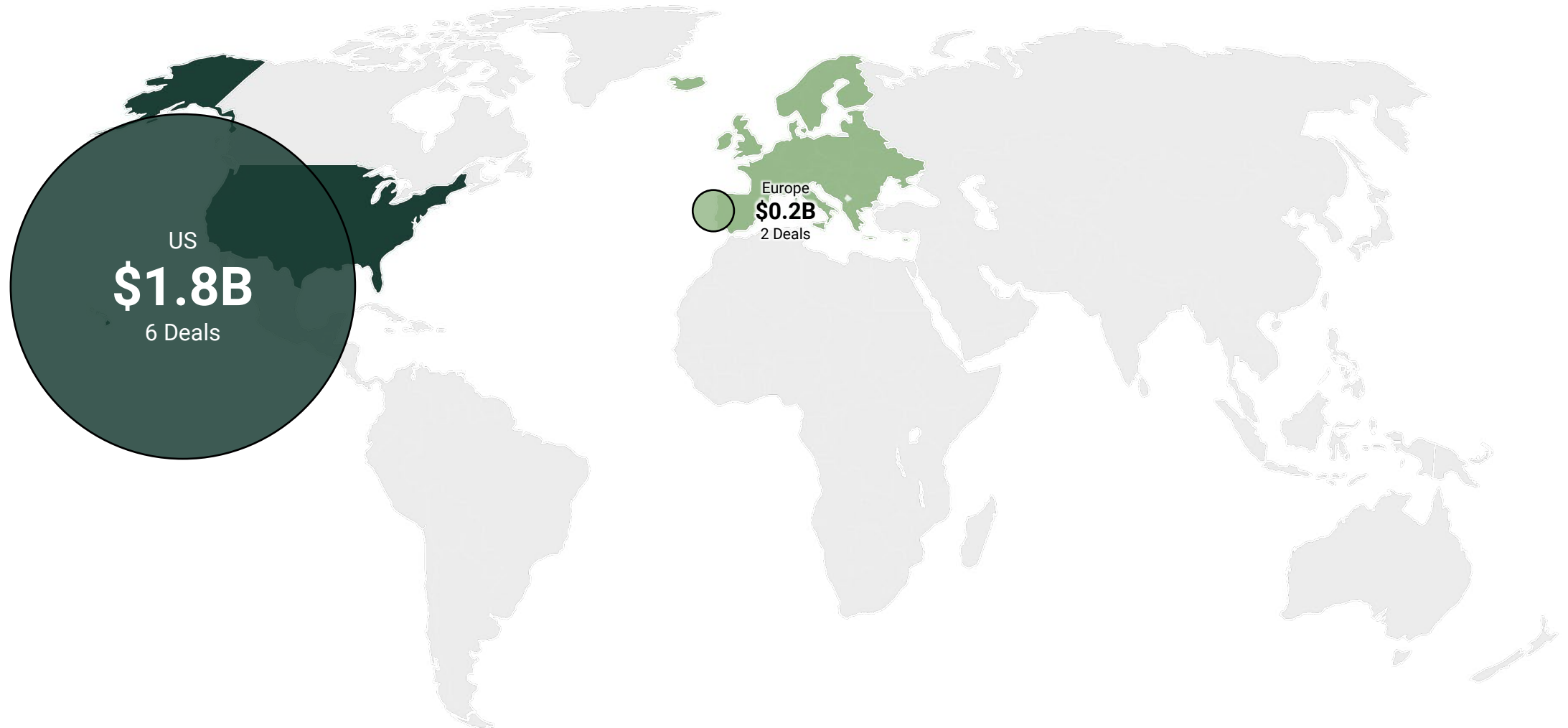
Median deal size is down across all investor groups except CVCs



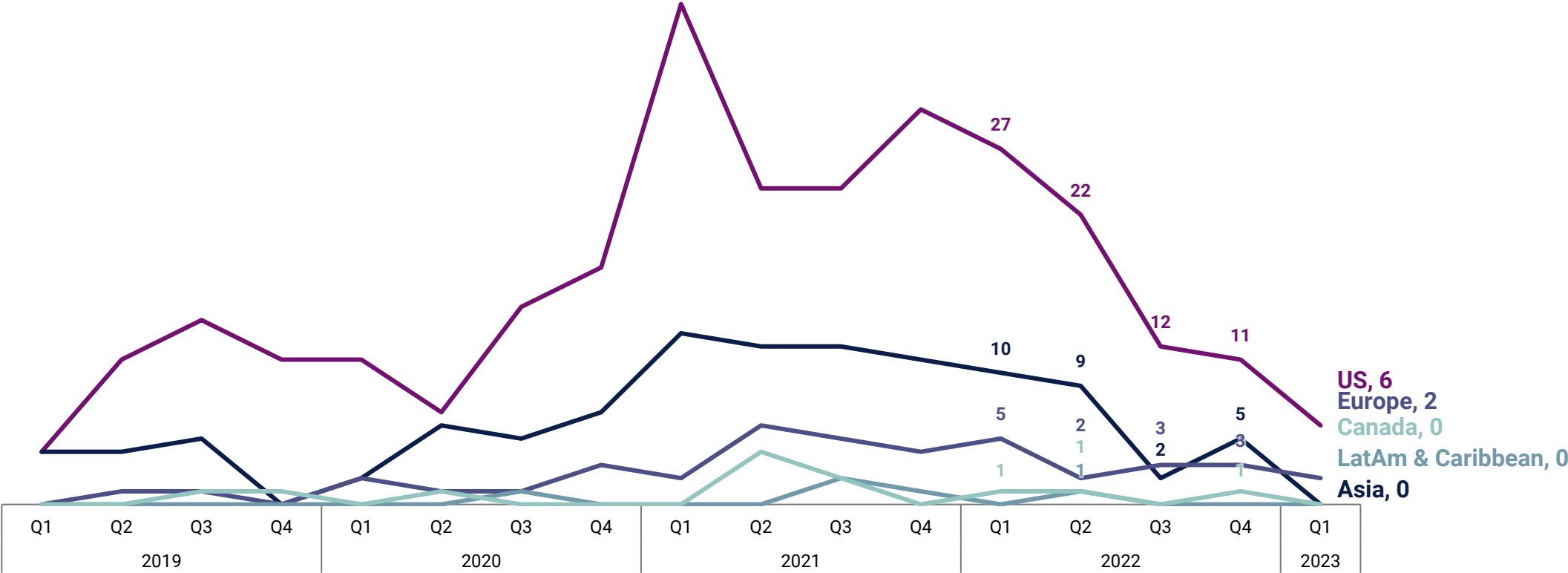
This quarter sees the fewest AI mega-rounds since Q1'19



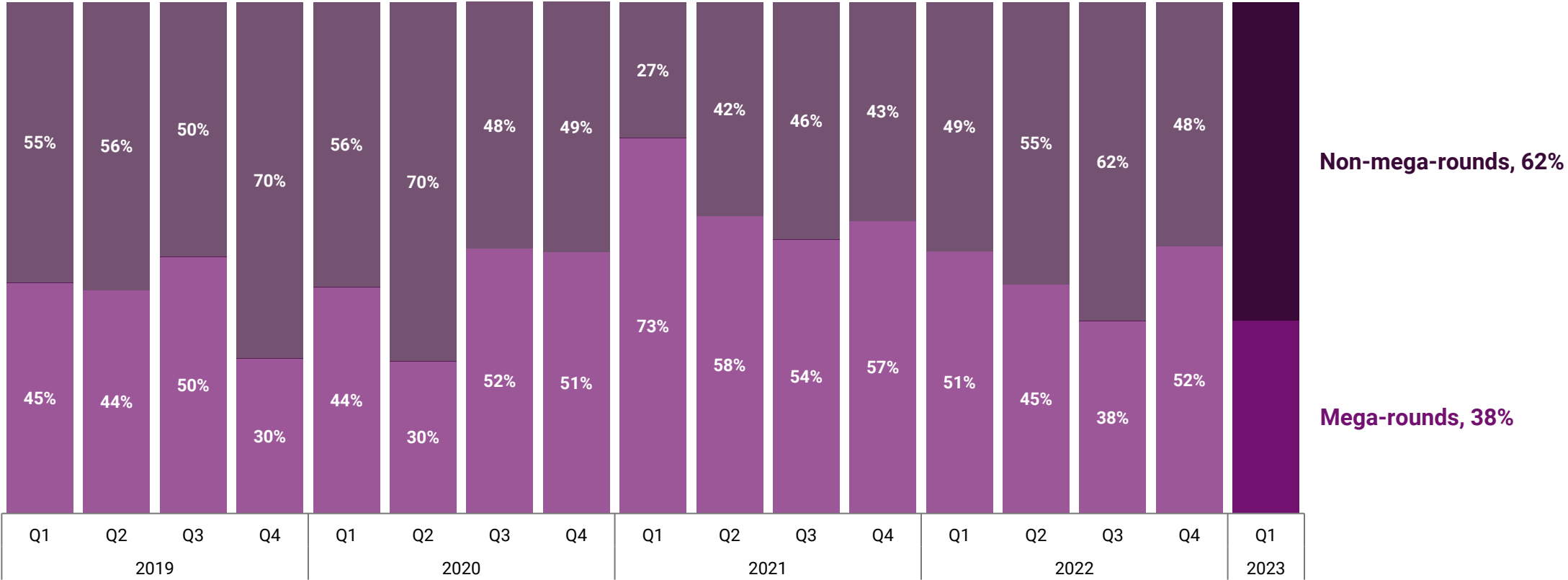
Almost all AI mega-round funding goes to US-based companies



US mega-rounds fall by almost half QoQ



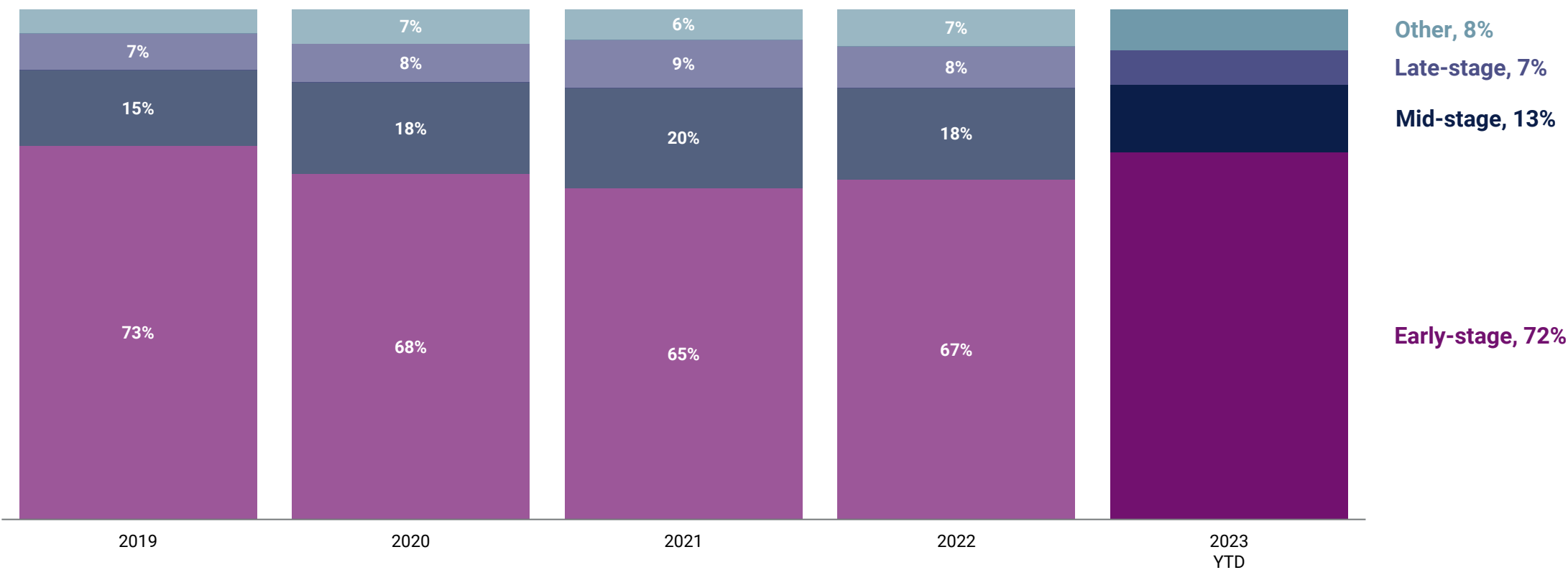
Almost \$2 out of every \$5 invested in AI comes from a mega-round



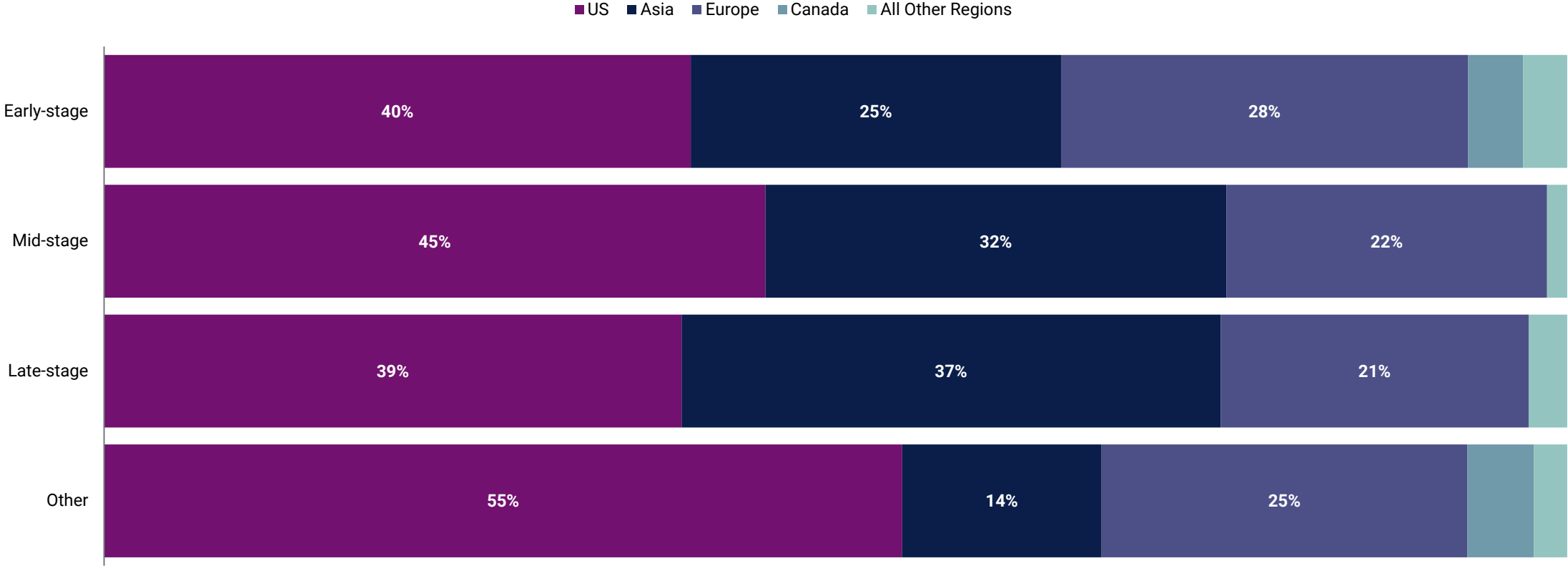
Global: Top equity deals in Q1'23

	Company	Round Amount	Round Date	Round Valuation	Select Investors	Country	% of Total Funding
1	Anthropic	\$400M	Corporate Minority 2023-02-03	\$4.0B	Google	United States	7.4%
2	Monogram Health	\$375M	Series C 2023-01-09	N/A	CVS Health, Norwest Venture Partners, Frist Cressey Ventures, SCAN Health Plan, TPG Capital	United States	6.9%
3	Adept	\$350M	Series B 2023-03-14	\$1.0B	General Catalyst, Spark Capital, Greylock Partners, Addition, A.Capital	United States	6.5%
4	Anthropic	\$300M	Series B 2023-03-09	\$4.4B	Spark Capital	United States	5.5%
5	Skydio	\$230M	Series E 2023-02-27	\$2.2B	Linse Capital, Andreessen Horowitz, NTT DoCoMo Ventures, NVIDIA GPU Ventures, UP Partners	United States	4.3%
6	Character.AI	\$150M	Series A 2023-03-03	\$1.0B	Andreessen Horowitz, A.Capital, SV Angel, Elad Gil, Nat Friedman	United States	2.8%
7	Oxbotica	\$140M	Series C 2023-01-11	N/A	BGF, BP Ventures, Halma, Hostplus, IP Group	United Kingdom	2.6%
8	DeepL	\$100M	Venture Capital 2023-01-11	\$1.0B	Institutional Venture Partners, Benchmark, Bessemer Venture Partners, Atomico, World Innovation Lab	Germany	1.8%
9	Artera	\$90M	Seed VC 2023-03-21	N/A	Breyer Capital, Coatue Management, Johnson & Johnson Innovation, Koch Disruptive Technologies, TIME Ventures	United States	1.7%
10	Wunderkind	\$76M	Series C 2023-03-02	N/A	Neuberger Berman	United States	1.4%

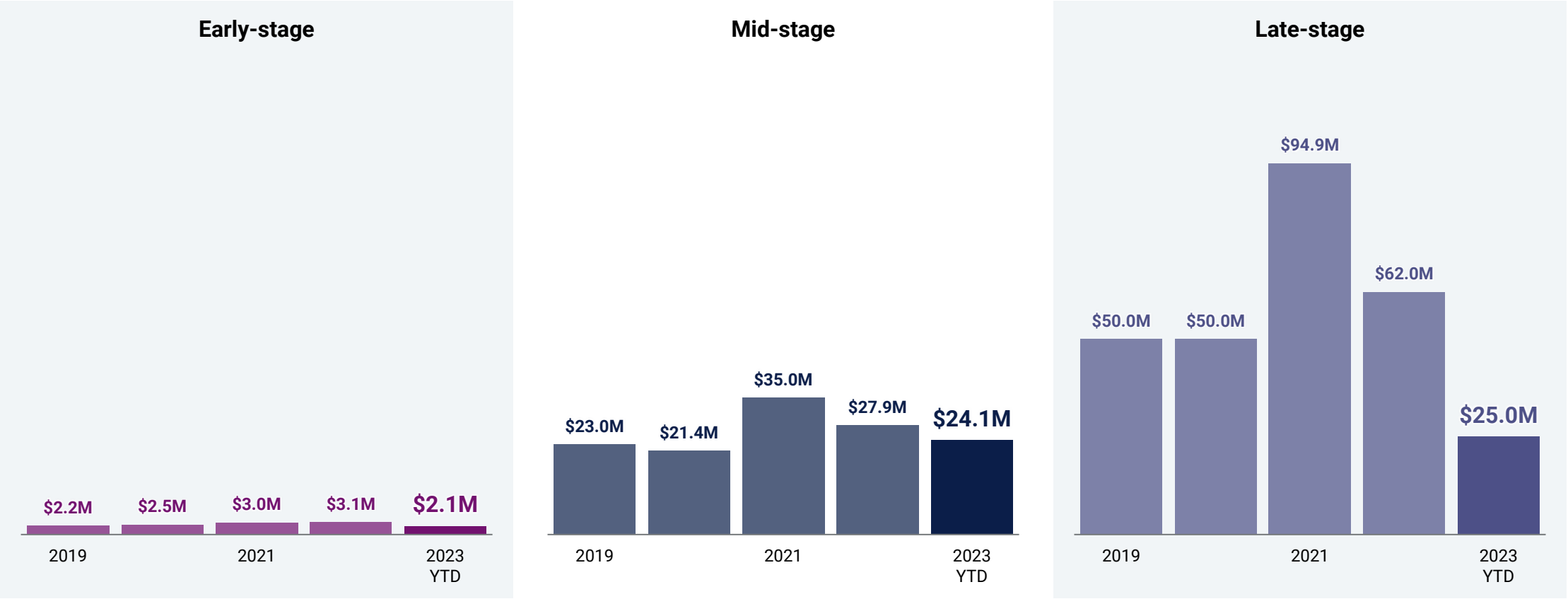
Almost 3 out of every 4 AI deals go to early-stage companies



40% of early-stage AI deals are with US-based startups



Median late-stage deal size nosedives in 2023 YTD



Global: Top seed/angel deals in Q1'23

	Company	Round Amount	Round Date	Select Investors	Country
1	Artera	\$90M	Seed VC 2023-03-21	Breyer Capital, Coatue Management, Johnson & Johnson Innovation, Koch Disruptive Technologies, TIME Ventures	United States
2	Mattiq	\$15M	Seed VC 2023-02-07	Material Impact	United States
2	Motion G	\$15M	Seed 2023-01-03	New Wheel Capital	China
4	Grain	\$14M	Seed 2023-01-29	N/A	United States
5	BridgeWise	\$13M	Seed VC 2023-01-31	Group 11, L4VB, Mangrove Capital Partners	Israel
6	Exodigo	\$12M	Seed VC 2023-01-18	National Grid Partners	Israel
7	CodiumAI	\$11M	Seed VC 2023-03-22	TLV Partners, Vine Ventures	Israel
8	BeaconCure	\$10M	Seed 2023-03-14	N/A	Israel
8	Stratyfy	\$10M	Seed 2023-03-21	N/A	United States
8	SuperNormal	\$10M	Seed VC 2023-01-04	Balderton Capital, EQT Ventures, Acequia Capital, byFounders	Sweden

Global: Top Series A deals in Q1'23

	Company	Round Amount	Round Date	Select Investors	Country
1	Character.AI	\$150M	Series A 2023-03-03	Andreessen Horowitz, A.Capital, SV Angel, Elad Gil, Nat Friedman	United States
2	Typeface	\$65M	Series A 2023-02-27	Lightspeed Venture Partners, Google Ventures, M12, Menlo Ventures	United States
3	Osmo	\$60M	Series A 2023-01-24	Google Ventures, Lux Capital	United States
4	Atomic AI	\$35M	Series A 2023-01-25	Playground Global, Greylock Partners, 8VC, AME Cloud Ventures, FactoryHQ	United States
4	TandemAI	\$35M	Series A 2023-03-01	Qiming Venture Partners, OrbiMed Advisors, Eight Roads Ventures, F-Prime Capital	China
6	Perplexity AI	\$26M	Series A 2023-03-28	New Enterprise Associates, Databricks Ventures, Bob Muglia, Elad Gil, Nat Friedman	United States
6	SpotDraft	\$26M	Series A 2023-03-02	Premji Invest, 021 Capital, Arkam Ventures, Prosus Ventures, Riverwalk Holdings	India
8	1X	\$24M	Series A 2023-03-23	OpenAI Startup Fund, Alliance Ventures, Sandwater, Skagerak Capital, Tiger Global Management	Norway
8	XXII Group	\$24M	Series A 2023-03-21	Bpifrance, 574 Invest, Colas, Le Groupe Duval, Techmind	France
10	Magic	\$23M	Series A 2023-02-06	CapitalG, 10x Founders, Amplify Partners, Adam Jafer, Arthur Breitman	United States
10	Quantit	\$23M	Series A 2023-03-07	Smilegate	South Korea
10	Source.ag	\$23M	Series A 2023-02-22	Astanor, Acre Venture Partners	Netherlands

Global: Top Series B deals in Q1'23

	Company	Round Amount	Round Date	Select Investors	Country
1	Adept	\$350M	Series B 2023-03-14	General Catalyst, Spark Capital, Greylock Partners, Addition, A.Capital	United States
2	Anthropic	\$300M	Series B 2023-03-09	Spark Capital	United States
3	Vannevar Labs	\$75M	Series B 2023-01-18	Felicis, General Catalyst, Costanoa Ventures, Point72 Ventures, Aloft VC	United States
4	Nimble	\$65M	Series B 2023-03-16	Cedar Pine, DNS Capital, GSR Ventures, Breyer Capital	United States
5	Holmusk	\$45M	Series B 2023-01-09	Veradigm, Health Catalyst Capital Management, Heritas Capital, Northwell Holdings & Ventures, dRx Capital	Singapore
5	Janus	\$45M	Series B 2023-03-15	Enhanced Healthcare Partners	United States
7	Fetch.ai	\$40M	Series B 2023-03-29	DWF Labs	United Kingdom
8	Volta Medical	\$38M	Series B 2023-01-05	Vensana Capital, Gilde Healthcare, Lightstone Ventures	France
9	SESAMm	\$37M	Series B 2023-03-01	Elaia Partners, Opera Tech Ventures, Carlyle, NewAlpha, AFG Partners	France
10	Craft	\$32M	Series B 2023-02-02	BAM Elevate, Frederic Kerrest, Greycroft, High Alpha, Uncork Capital	United States
10	Verity	\$32M	Series B 2023-03-14	AP Moller Holding, EXOR Seeds, Lingotto	Switzerland

Global: Top Series C deals in Q1'23

	Company	Round Amount	Round Date	Select Investors	Country
1	Monogram Health	\$375M	Series C 2023-01-09	CVS Health, Norwest Venture Partners, Frist Cressey Ventures, SCAN Health Plan, TPG Capital	United States
2	Oxbotica	\$140M	Series C 2023-01-11	BGF, BP Ventures, Halma, Hostplus, IP Group	United Kingdom
3	Wunderkind	\$76M	Series C 2023-03-02	Neuberger Berman	United States
4	Cardinal Operations	\$73M	Series C 2023-03-31	National Manufacturing Transformation and Upgrade Fund, Angang Steel, CICC Huirong, CICC Pucheng, Huasui Food Venture Capital	China
4	Outrider	\$73M	Series C 2023-01-19	FM Capital, New Enterprise Associates, Koch Disruptive Technologies, Abu Dhabi Investment Authority, B37 Ventures	United States
6	Plus One Robotics	\$50M	Series C 2023-03-07	Scale Venture Partners, McRock Capital, Pritzker Group Venture Capital, TransLink Capital, ROBO Global	United States
6	Ushur	\$50M	Series C 2023-02-07	Third Point Ventures, 8VC, Aflac Ventures, Iron Pillar, Pentland Ventures	United States
8	Inbenta	\$40M	Series C 2023-01-11	Tritium Partners	United States
9	Overhaul	\$38M	Series C 2023-02-15	Edison Partners, Abbey International Finance, Avanta Ventures, Macquarie Capital, TRM Ventures	United States
10	Phantom AI	\$37M	Series C 2023-02-01	InterVest, kt investment, Renaissance Asset Management, Samsung Ventures, Shinhan Financial Group	United States

Global: Top Series D deals in Q1'23

	Company	Round Amount	Round Date	Round Valuation	Select Investors	Country
1	Viz.ai	\$40M	Series D 2023-03-22	N/A	CIBC Innovation Banking	United States
2	SirionLabs	\$25M	Series D 2023-01-04	N/A	Brookfield Asset Management	United States
3	Mythic	\$13M	Series D 2023-03-09	N/A	Catapult Ventures, Hermann Hauser Investment, DCVC, Lux Capital, Atreides Management	United States

Global: Top Series E+ deals in Q1'23

Company	Round Amount	Round Date	Round Valuation	Select Investors	Country
1 Skydio	\$230M	Series E 2023-02-27	\$2.2B	Linse Capital, Andreessen Horowitz, NTT DoCoMo Ventures, NVIDIA GPU Ventures, UP Partners	United States
2 Ghost Autonomy	\$45M	Series E 2023-03-03	N/A	Sutter Hill Ventures, Founders Fund, Khosla Ventures	United States
3 Reveleer	\$14M	Series E 2023-02-21	\$217M	Bain Capital Ventures, Meridian Street Capital, Mucker Capital, Oak Investment Partners	United States

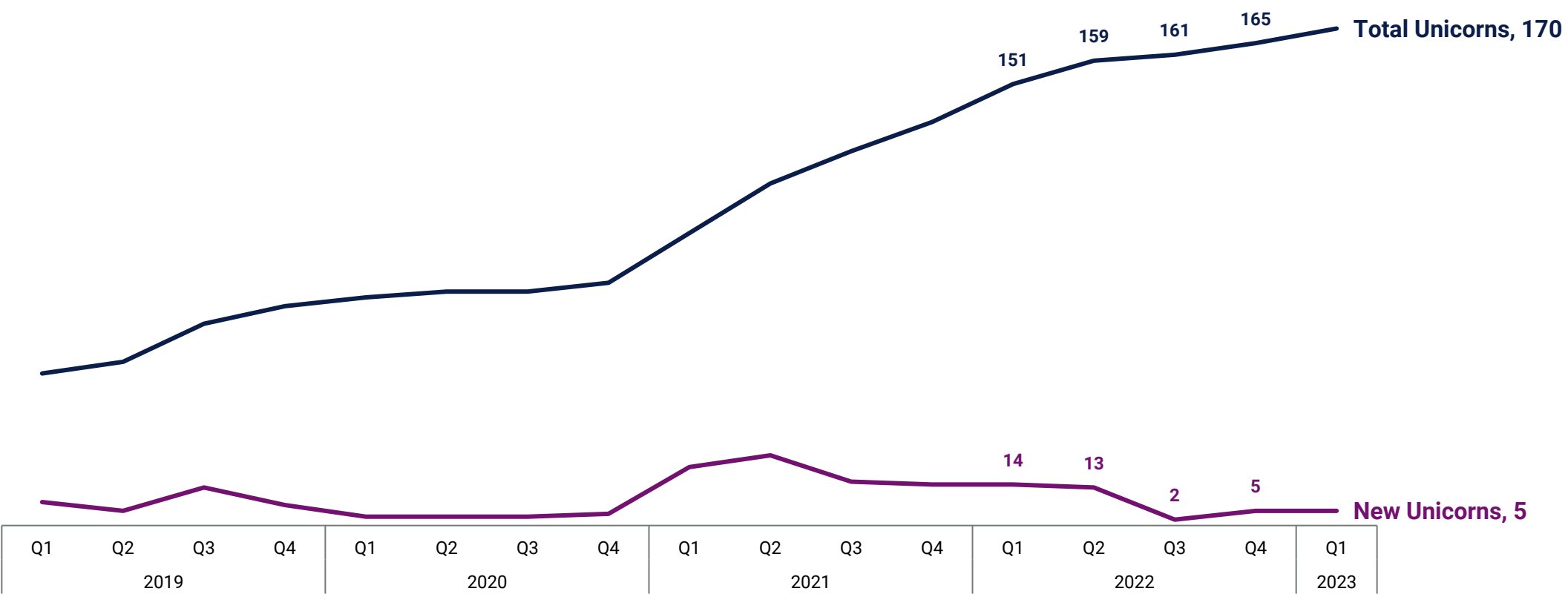


Global Trends | Q1 2023

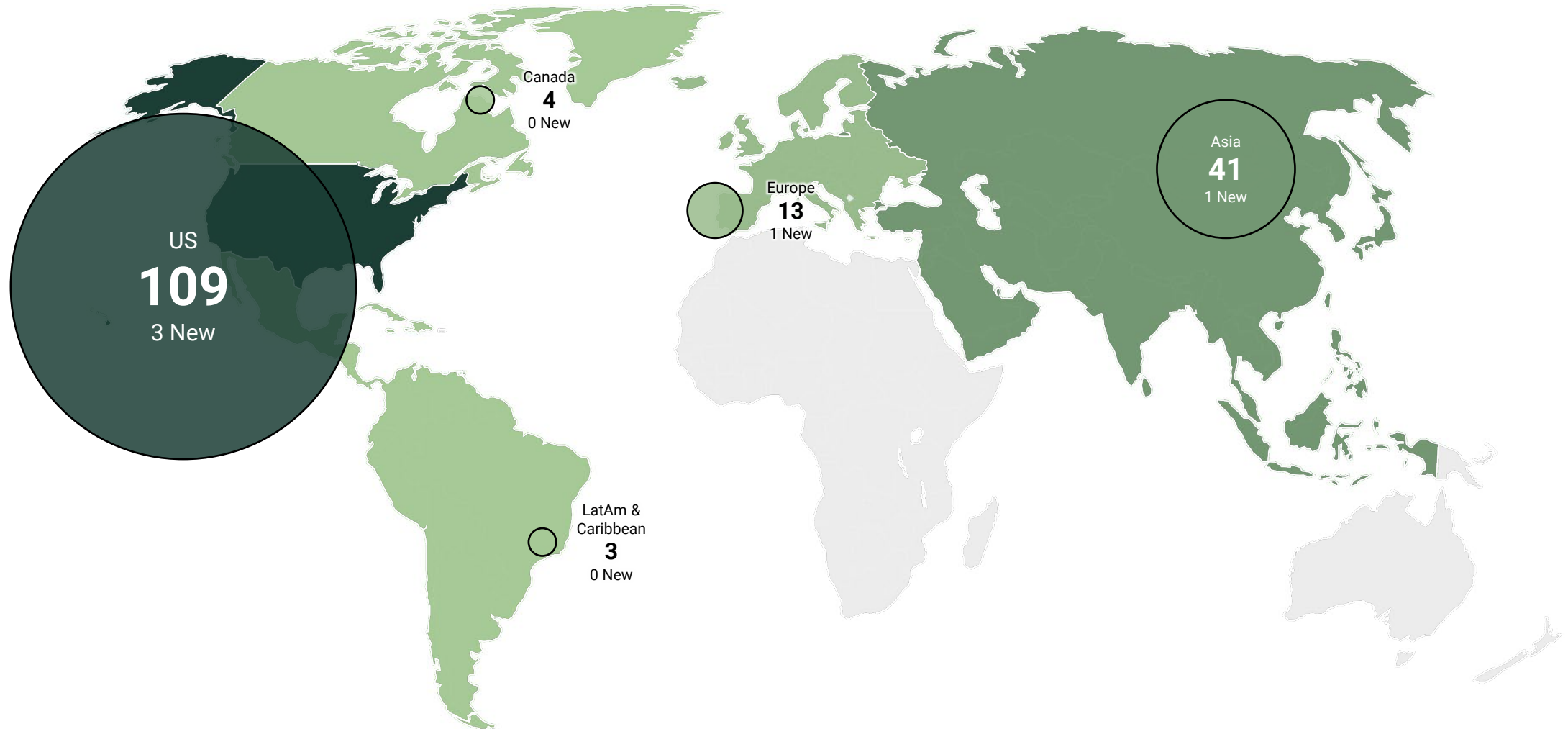
Unicorns



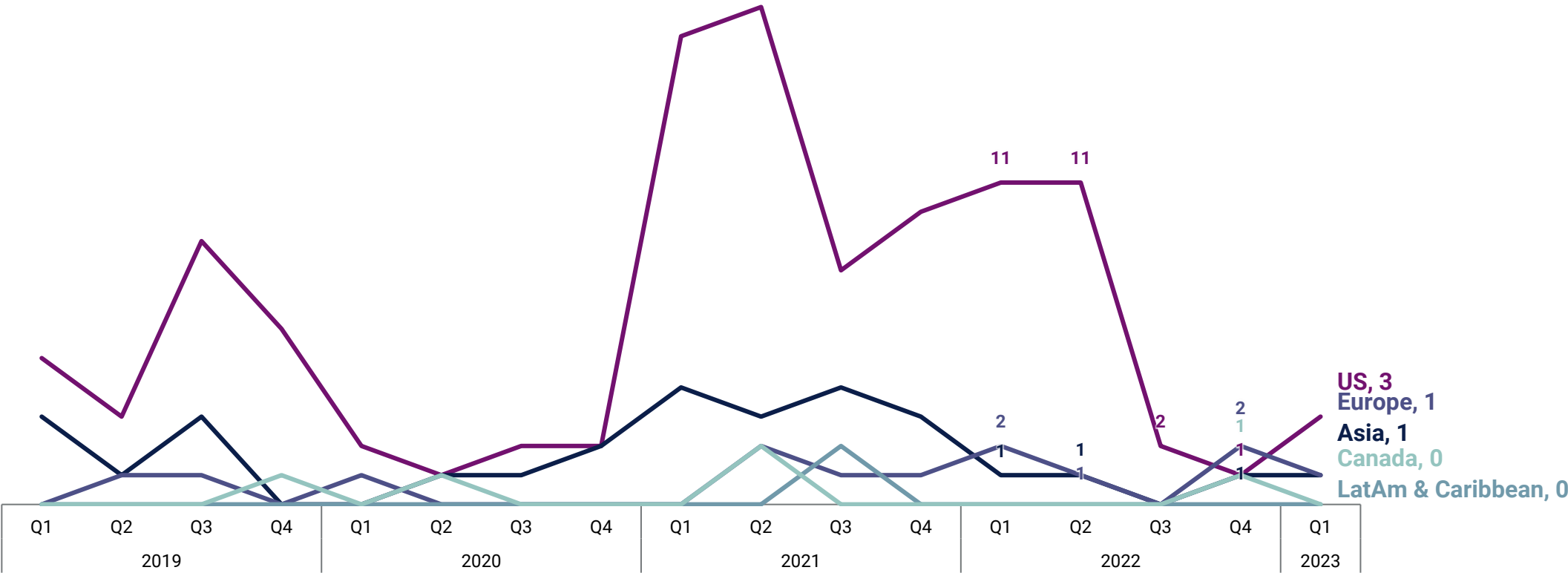
AI unicorn births hold steady at 5 this quarter, including 3 genAI entrants



Most AI unicorns are based in the US



The US mints 3 new unicorns in Q1'23 – all are generative AI companies



Global: Top unicorn births in Q1'23

Company		Latest Valuation	Country
1	Anthropic	\$4.4B	United States
2	Liquidity	\$1.4B	Israel
3	Adept	\$1.0B	United States
3	Character.AI	\$1.0B	United States
3	DeepL	\$1.0B	Germany

Global: Top unicorns by valuation in Q1'23

	Company	Latest Valuation	Country
1	ByteDance	\$225.0B	China
2	Databricks	\$38.0B	United States
3	OpenAI	\$20.0B	United States
4	Grammarly	\$13.0B	United States
5	Faire	\$12.6B	United States
6	Tanium	\$9.0B	United States
7	Nuro	\$8.6B	United States
8	Pony.ai	\$8.5B	United States
8	Anduril	\$8.5B	United States
10	Lacework	\$8.3B	United States

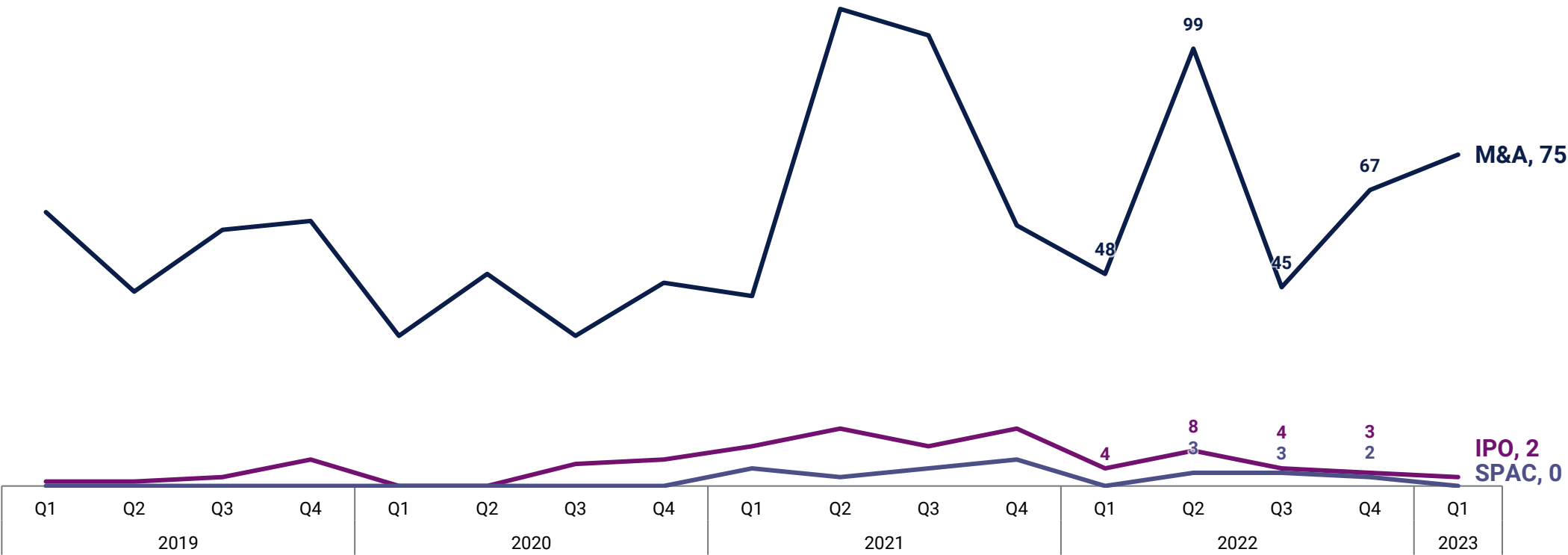


• Global Trends | Q1 2023

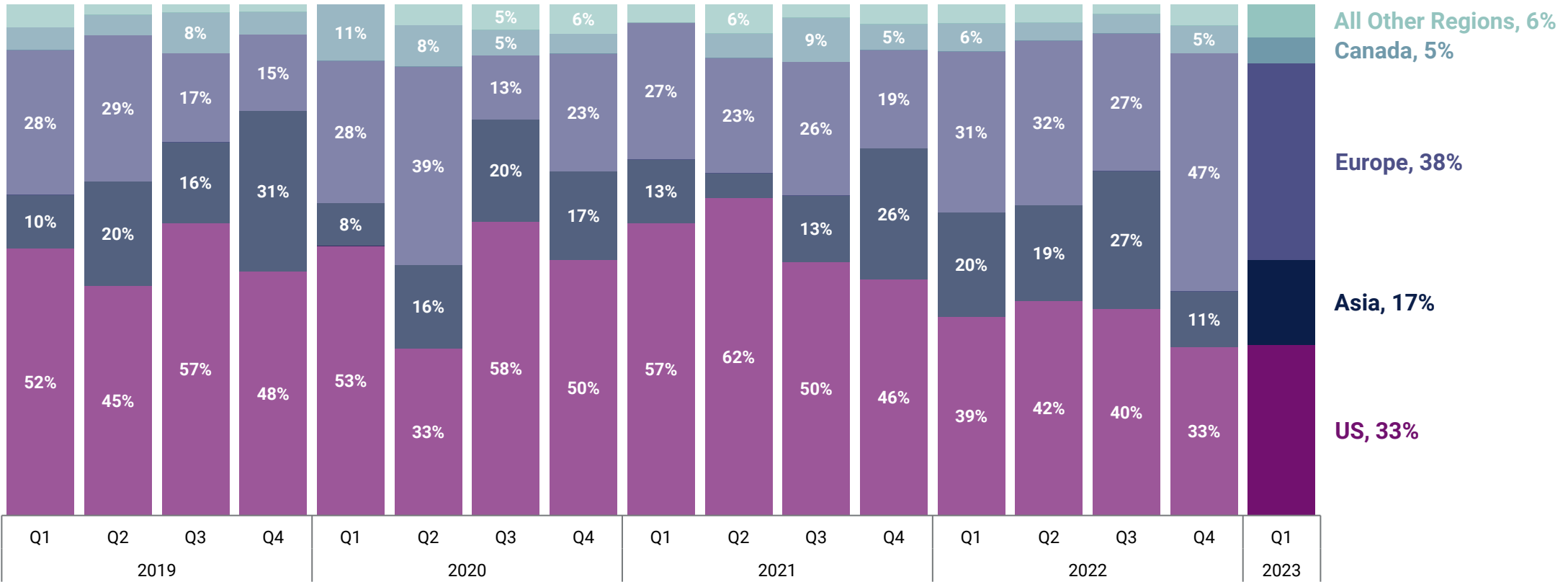
• Exit Trends



M&A exits increase by 12% QoQ as public exits remain subdued



Europe sees the largest share of quarterly exits



Global: Top M&A exits in Q1'23

	Company	Round	Valuation	Acquirer	Country
1	InstaDeep		\$682M	BioNTech	United Kingdom
2	Aumni		\$330M	J.P. Morgan	United States
3	Supertone		\$65M	HYBE	South Korea
4	Voithru		\$23M	Kakao Piccoma	South Korea
5	Softnautics		\$17M	Moschip	United States
6	Altada		\$5M	Eoin Goulding	Ireland
7	Insig Technologies		\$1M	AvidSys Group	Australia

Global Trends | Q1 2023

Investors



Global: Top investors by company count in Q1'23

	Investor	Company Count	Investor Group	Country
1	Andreessen Horowitz	5	VC	United States
1	Bessemer Venture Partners	5	VC	United States
1	Bpifrance	5	Other	France
4	Elad Gil	4	Angel	N/A
4	Microsoft	4	Corp	United States
4	Nat Friedman	4	Angel	N/A
4	OpenAI Startup Fund	4	CVC	United States
4	SV Angel	4	VC	United States
4	Salesforce Ventures	4	CVC	United States

Global: Top VCs by company count in Q1'23

Investor		Company Count	Country
1	Andreessen Horowitz	5	United States
1	Bessemer Venture Partners	5	United States
3	SV Angel	4	United States

Global: Top CVCs by company count in Q1'23

	Investor	Company Count	Country
1	OpenAI Startup Fund	4	United States
1	Salesforce Ventures	4	United States
3	Citi Ventures	3	United States
3	Google Ventures	3	United States
5	ENEOS Innovation Partners	2	Japan
5	KB Investment	2	South Korea
5	Koch Disruptive Technologies	2	United States
5	Lockheed Martin Ventures	2	United States
5	M12	2	United States
5	Mizuho Capital	2	Japan
5	Presidio Ventures	2	United States
5	Qualcomm Ventures	2	United States
5	SBI Investment	2	Japan

Global | Q1 2023

Geographic Trends

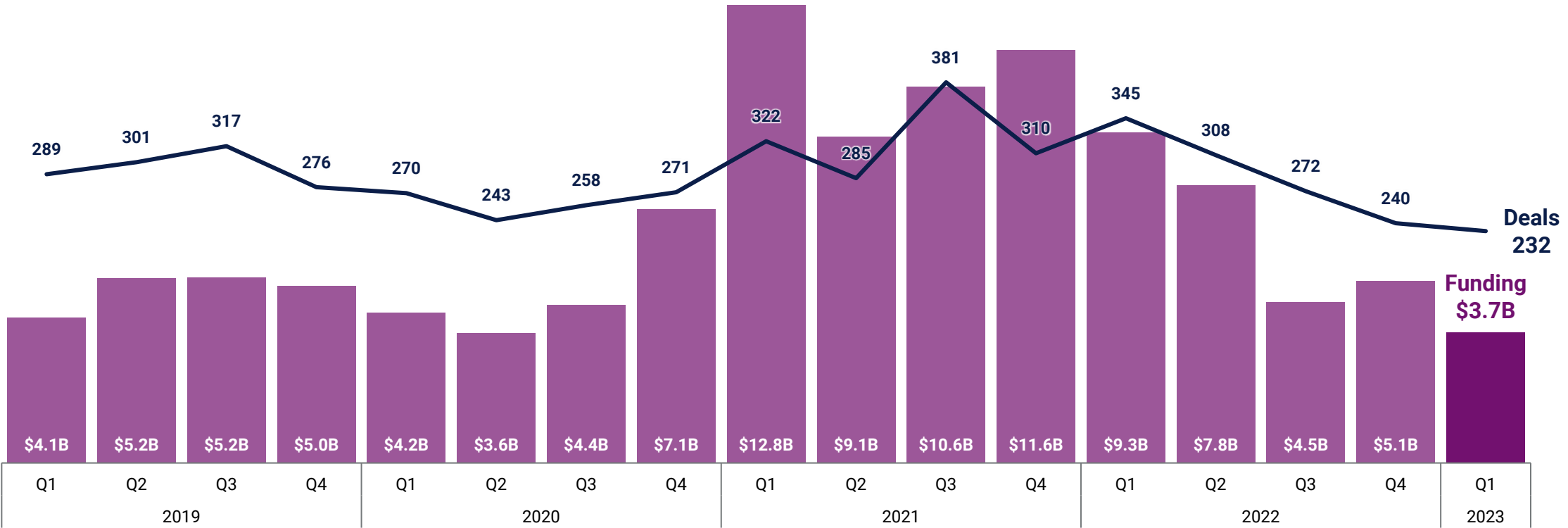


Geographic Trends | Q1 2023

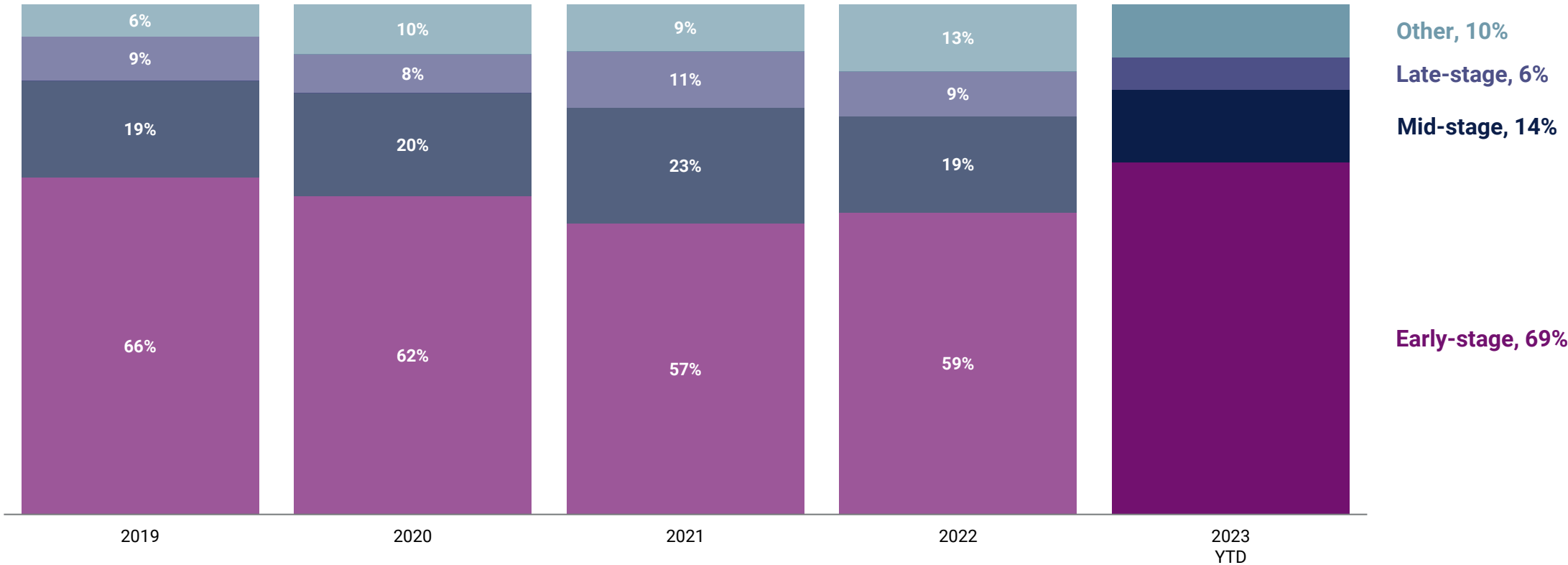
US Trends



US funding falls by 27% QoQ as deals dip



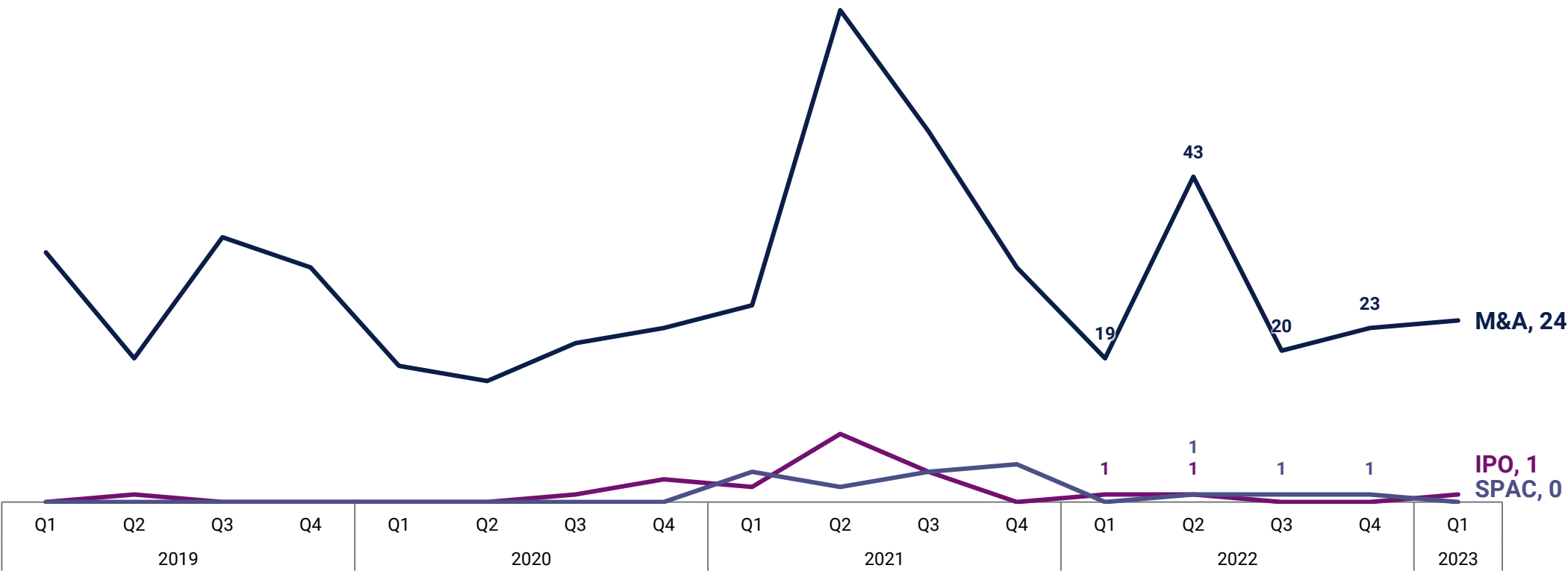
Most AI deals in the US are early-stage rounds



US: Top equity deals in Q1'23

	Company	Round Amount	Round Date	Round Valuation	Select Investors	Country	% of Total Funding
1	Anthropic	\$400M	Corporate Minority 2023-02-03	\$4.0B	Google	United States	10.9%
2	Monogram Health	\$375M	Series C 2023-01-09	N/A	CVS Health, Norwest Venture Partners, Frist Cressey Ventures, SCAN Health Plan, TPG Capital	United States	10.2%
3	Adept	\$350M	Series B 2023-03-14	\$1.0B	General Catalyst, Spark Capital, Greylock Partners, Addition, A.Capital	United States	9.6%
4	Anthropic	\$300M	Series B 2023-03-09	\$4.4B	Spark Capital	United States	8.2%
5	Skydio	\$230M	Series E 2023-02-27	\$2.2B	Linse Capital, Andreessen Horowitz, NTT DoCoMo Ventures, NVIDIA GPU Ventures, UP Partners	United States	6.3%
6	Character.AI	\$150M	Series A 2023-03-03	\$1.0B	Andreessen Horowitz, A.Capital, SV Angel, Elad Gil, Nat Friedman	United States	4.1%
7	Artera	\$90M	Seed VC 2023-03-21	N/A	Breyer Capital, Coatue Management, Johnson & Johnson Innovation, Koch Disruptive Technologies, TIME Ventures	United States	2.5%
8	Wunderkind	\$76M	Series C 2023-03-02	N/A	Neuberger Berman	United States	2.1%
9	Vannevar Labs	\$75M	Series B 2023-01-18	\$520M	Felicis, General Catalyst, Costanoa Ventures, Point72 Ventures, Aloft VC	United States	2.0%
10	Outrider	\$73M	Series C 2023-01-19	\$537M	FM Capital, New Enterprise Associates, Koch Disruptive Technologies, Abu Dhabi Investment Authority, B37 Ventures	United States	2.0%

M&A exits in the US tick up



US: Top investors by company count in Q1'23

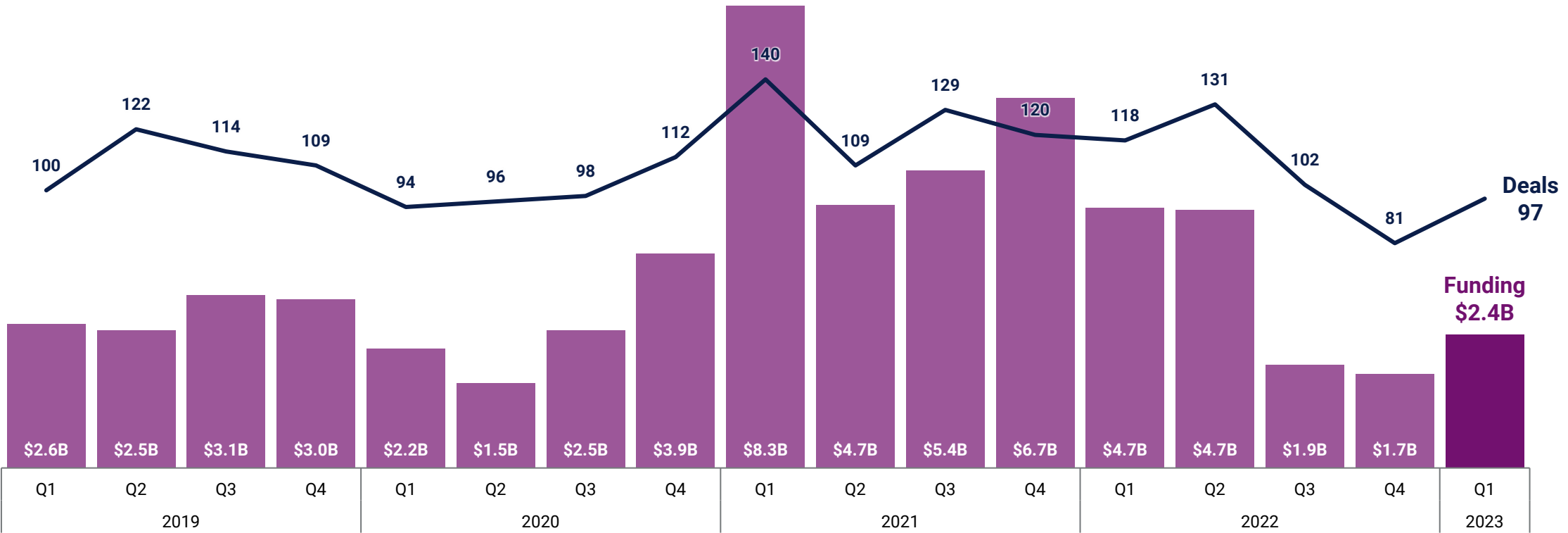
Investor		Company Count	Investor Group	Country
1	Andreessen Horowitz	5	VC	United States
1	Bessemer Venture Partners	5	VC	United States
3	Microsoft	4	Corp	United States
3	OpenAI Startup Fund	4	CVC	United States
3	SV Angel	4	VC	United States
3	Salesforce Ventures	4	CVC	United States

US | Q1 2023

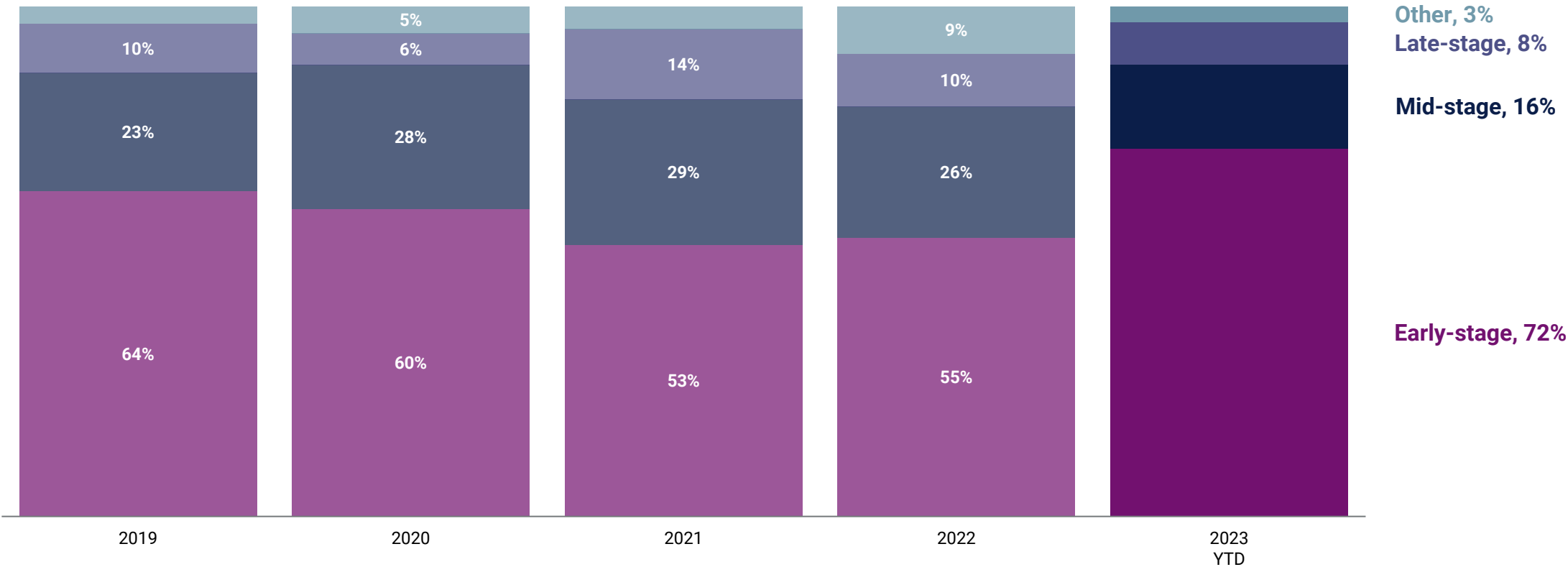
Silicon Valley



Silicon Valley quarterly funding and deals rebound



Early-stage rounds dominate the Silicon Valley AI market



Silicon Valley: Top equity deals in Q1'23

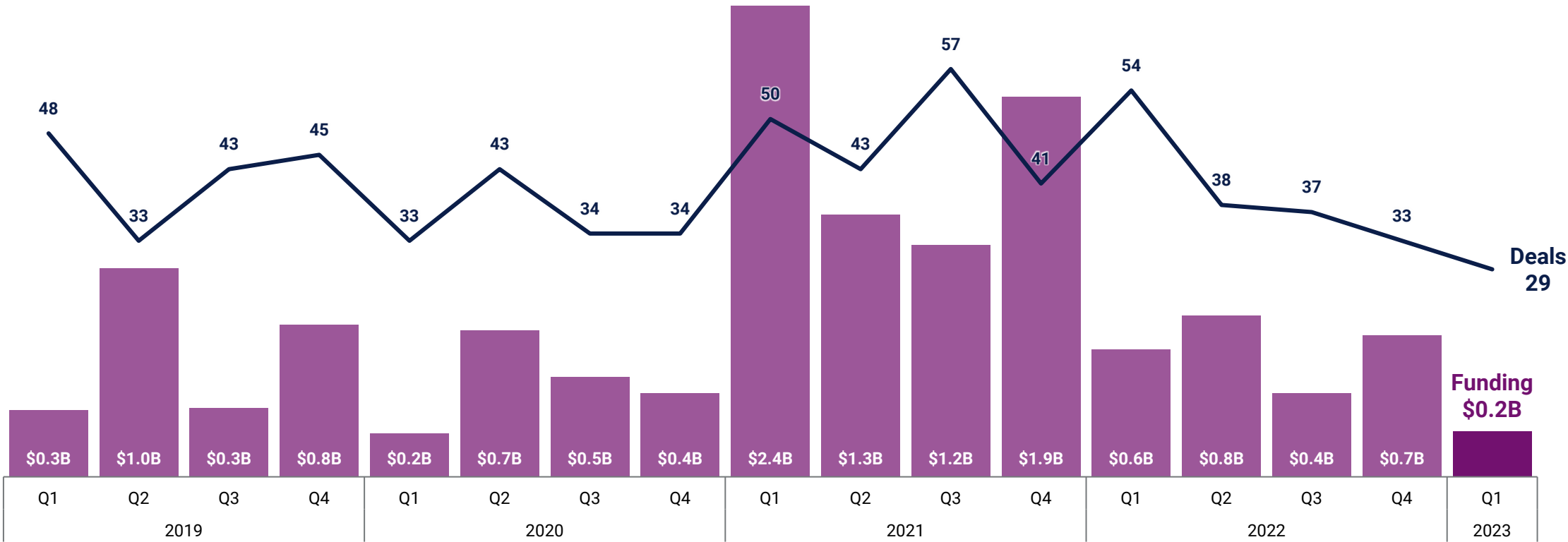
	Company	Round Amount	Round Date	Round Valuation	Select Investors	% of Total Funding
1	Anthropic	\$400M	Corporate Minority 2023-02-03	\$4.0B	Google	16.6%
2	Adept	\$350M	Series B 2023-03-14	\$1.0B	General Catalyst, Spark Capital, Greylock Partners, Addition, A.Capital	14.5%
3	Anthropic	\$300M	Series B 2023-03-09	\$4.4B	Spark Capital	12.4%
4	Skydio	\$230M	Series E 2023-02-27	\$2.2B	Linse Capital, Andreessen Horowitz, NTT DoCoMo Ventures, NVIDIA GPU Ventures, UP Partners	9.5%
5	Character.AI	\$150M	Series A 2023-03-03	\$1.0B	Andreessen Horowitz, A.Capital, SV Angel, Elad Gil, Nat Friedman	6.2%

US | Q1 2023

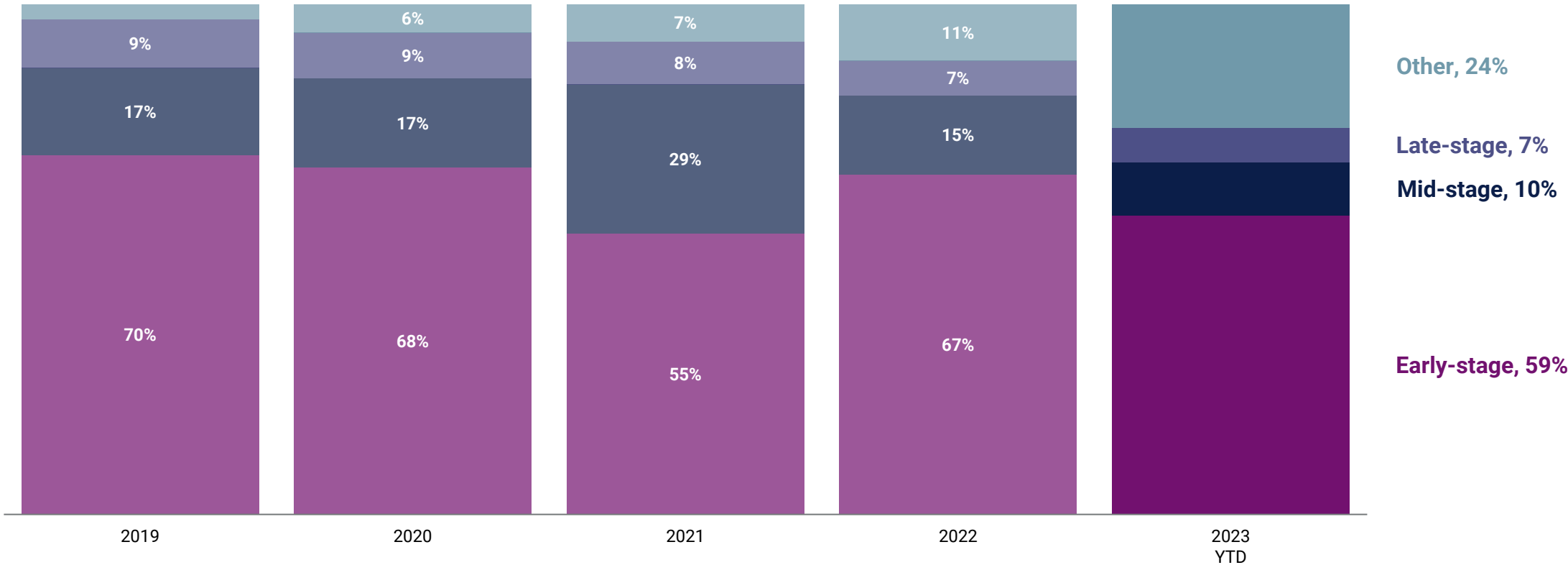
New York



New York AI deals slump, funding drops to its lowest point in 3 years



Almost 3 out of 5 New York AI deals are early-stage rounds



New York: Top equity deals in Q1'23

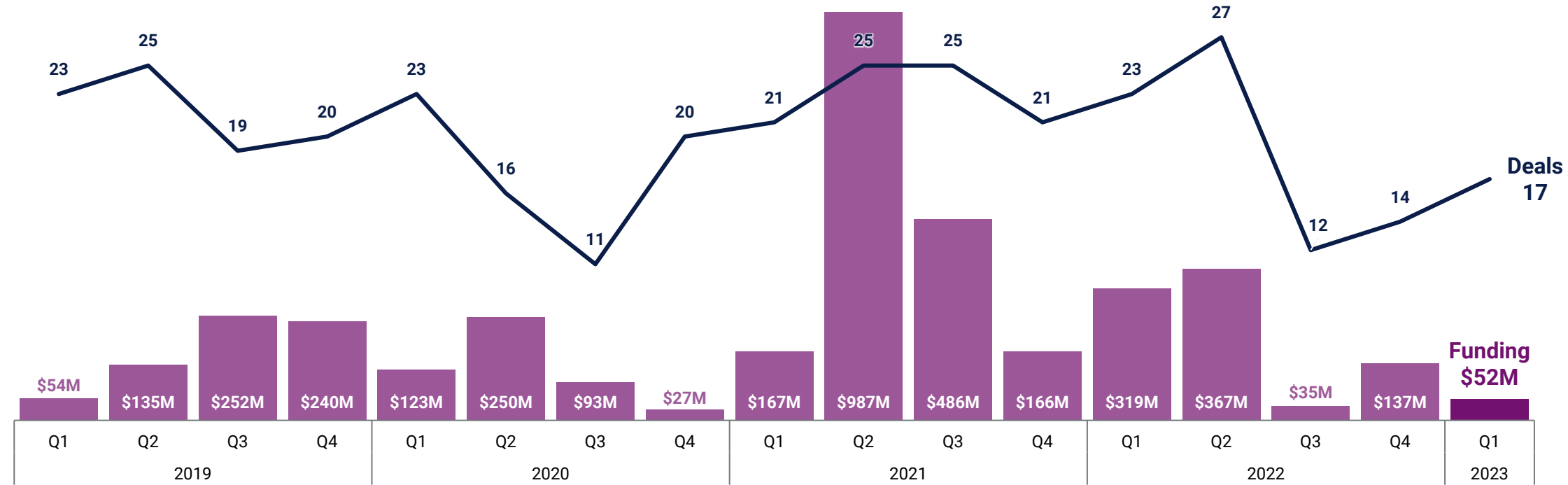
	Company	Round Amount	Round Date	Round Valuation	Select Investors	% of Total Funding
1	Wunderkind	\$76M	Series C 2023-03-02	N/A	Neuberger Berman	33.5%
2	Mastro	\$43M	Growth Equity 2023-03-09	N/A	FTV Capital, Citi Ventures	19.0%
3	Paige	\$20M	Venture Capital 2023-03-16	N/A	Breyer Capital, Casdin Capital	8.6%
4	Lavender	\$11M	Series A 2023-02-02	N/A	Norwest Venture Partners, Signia Venture Partners	4.8%
5	Ocrolus	\$10M	Series C 2023-02-15	N/A	Fin Capital, QED Investors	4.6%
5	Stratyfy	\$10M	Seed 2023-03-21	N/A	N/A	4.5%

Geographic Trends | Q1 2023

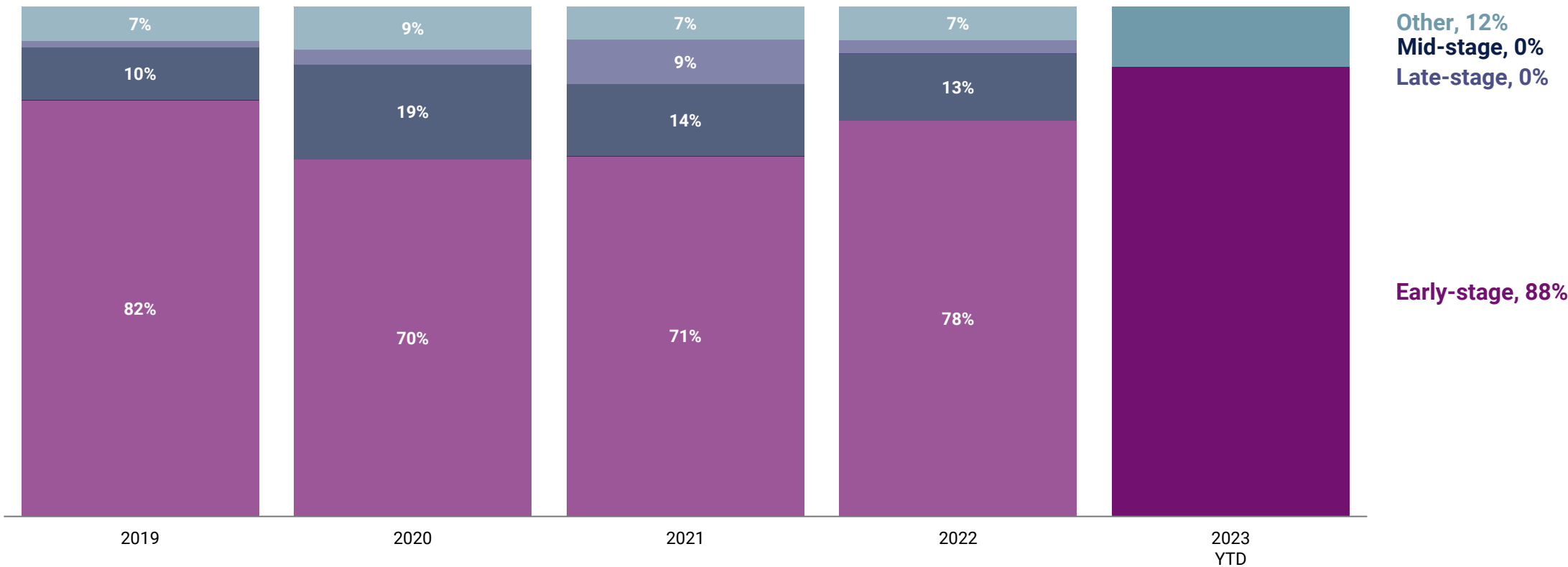
Canada Trends



Canada AI deals tick up for the second quarter in a row



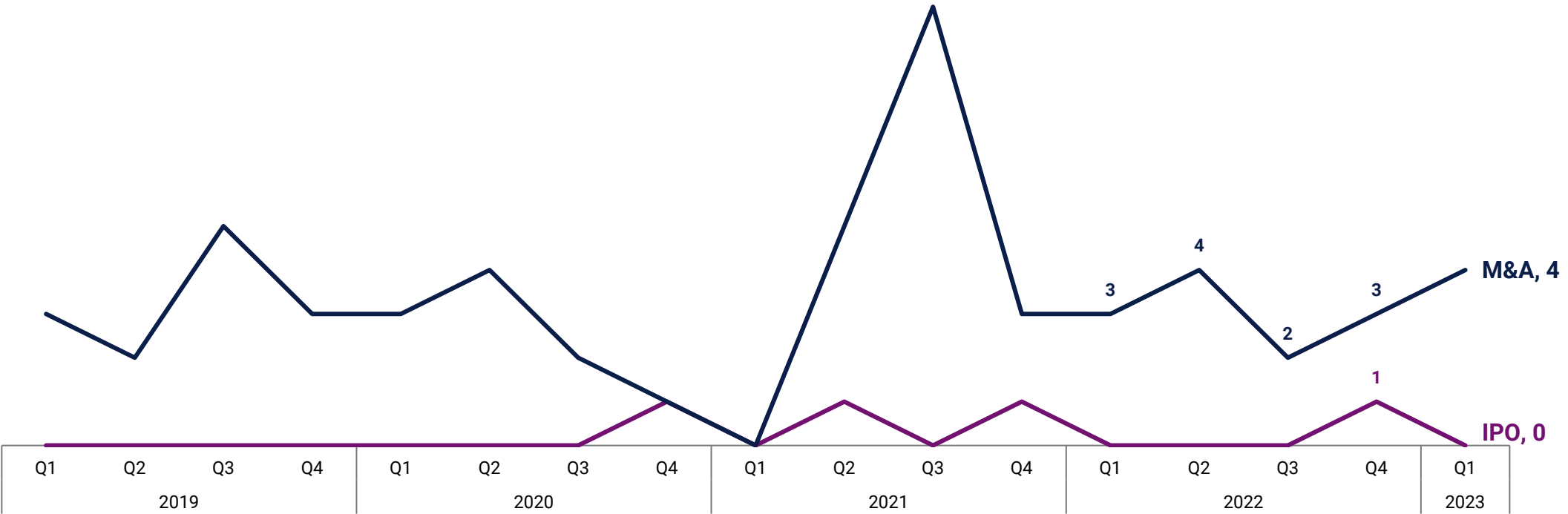
Nearly 9 out of 10 AI deals in Canada are early-stage rounds



Canada: Top equity deals in Q1'23

	Company	Round Amount	Round Date	Round Valuation	Select Investors	% of Total Funding
1	Congruence Therapeutics	\$15M	Series A 2023-03-06	N/A	BDC Capital, Amplitude Ventures, Fonds de Solidarite FTQ, Investissement Quebec, OrbiMed Advisors	29.1%
2	Raven	\$12M	Series A 2023-01-26	N/A	Chartline Capital Partners, Momenta, Celtic House Venture Partners, Export Development Canada	23.3%
3	ReelData	\$8M	Series A 2023-01-11	N/A	Buoyant Ventures, S2G Ventures, The Nest	15.5%
4	Brainbox AI	\$5M	Undisclosed 2023-02-17	N/A	Sustainable Development Technology Canada	9.3%
5	Mercator AI	\$4M	Seed VC 2023-03-21	N/A	Builders VC, Freestyle Capital, StandUp Ventures, The51, Zacua Ventures	7.3%
6	SiftMed	\$3M	Seed VC 2023-02-07	N/A	Sandpiper Ventures, Pelorus Venture Capital	5.2%
7	Hippoc	\$2M	Seed VC 2023-01-31	N/A	Colvest Holdings, Distinction Capital	4.3%
7	NovaResp Technologies	\$2M	Seed VC 2023-02-01	N/A	Concrete Ventures, Nova Scotia Business	3.9%
9	Glowstick	\$1M	Pre-Seed 2023-03-02	N/A	Cleo Capital, Jean-Francois Gagné, Mike Janzen, Nicolas Chapados, Saumil Mehta	1.9%

Canada sees 4 AI M&A exits, a slight QoQ increase

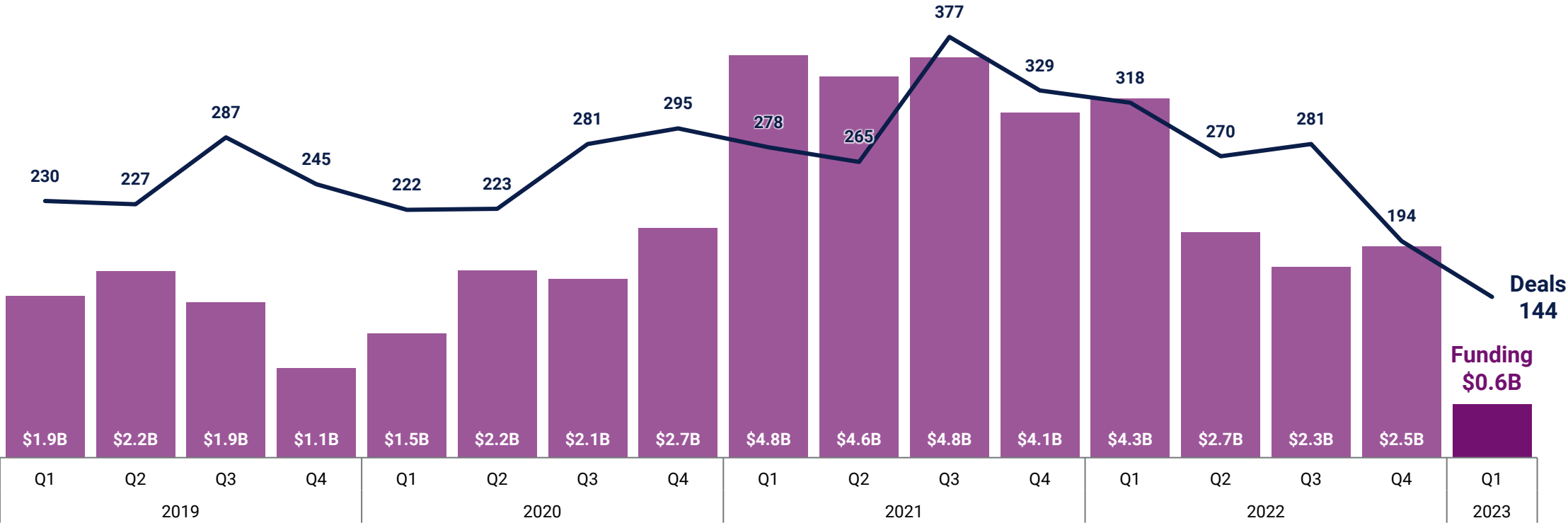


Geographic Trends | Q1 2023

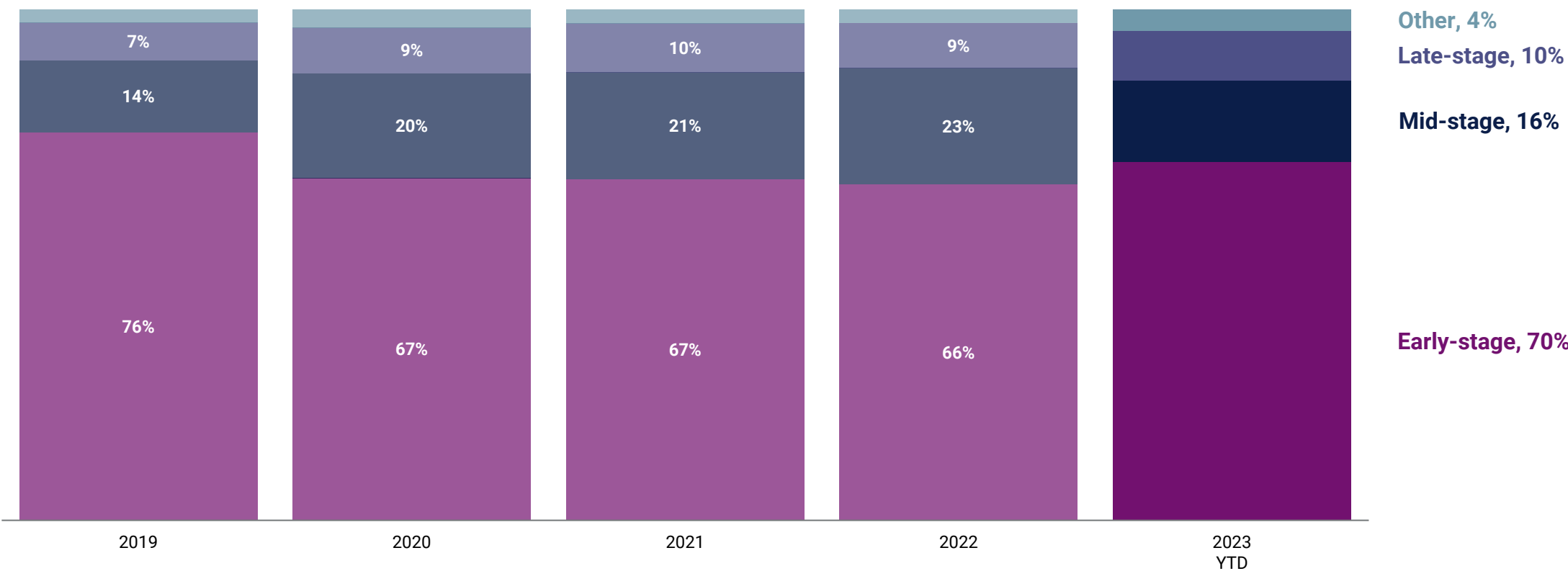
Asia Trends



Asia AI funding sinks to its lowest level since Q4'16 as deals tumble



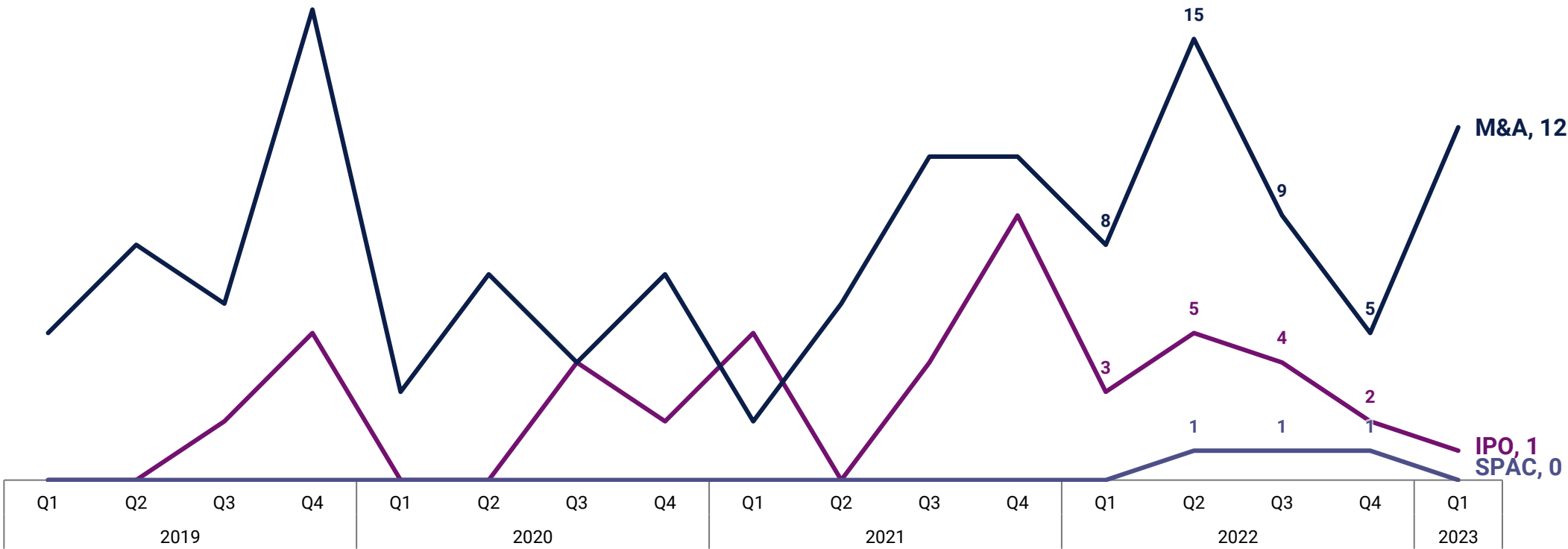
Asia early-stage deal share increases 4 percentage points in 2023 so far



Asia: Top equity deals in Q1'23

	Company	Round Amount	Round Date	Round Valuation	Select Investors	Country	% of Total Funding
1	Cardinal Operations	\$73M	Series C 2023-03-31	N/A	National Manufacturing Transformation and Upgrade Fund, Angang Steel, CICC Huirong, CICC Pucheng, Huasui Food Venture Capital	China	11.3%
2	Holmusk	\$45M	Series B 2023-01-09	N/A	Veradigm, Health Catalyst Capital Management, Heritas Capital, Northwell Holdings & Ventures, dRx Capital	Singapore	7.0%
3	Liquidity	\$40M	Corporate Minority 2023-02-20	\$1.4B	Bank of Tokyo-Mitsubishi UFJ	Israel	6.2%
4	Greenlabs	\$38M	Convertible Note 2023-03-20	N/A	BlueRun Ventures, SK Square, Skylake Investment	South Korea	6.0%
5	TandemAI	\$35M	Series A 2023-03-01	N/A	Qiming Venture Partners, OrbiMed Advisors, Eight Roads Ventures, F-Prime Capital	China	5.4%
6	Witinmem Technology	\$29M	Series B 2023-01-06	N/A	LH Ventures, SDIC Venture Capital, Moom Capital	China	4.6%
7	SpotDraft	\$26M	Series A 2023-03-02	N/A	Premji Invest, 021 Capital, Arkam Ventures, Prosus Ventures, Riverwalk Holdings	India	4.0%
8	Entropik	\$25M	Series B 2023-02-08	N/A	Bessemer Venture Partners, SIG Venture Capital, Bharat Fund, Trifecta Capital, Alteria Capital	India	3.9%
9	Quantit	\$23M	Series A 2023-03-07	N/A	Smilegate	South Korea	3.5%
10	MDI Health	\$20M	Series A 2023-02-14	N/A	Intel Capital, JumpSpeed Ventures, Arc Impact, Basad Venture, Fresh.Fund	Israel	3.1%

AI M&A exits rebound in Asia

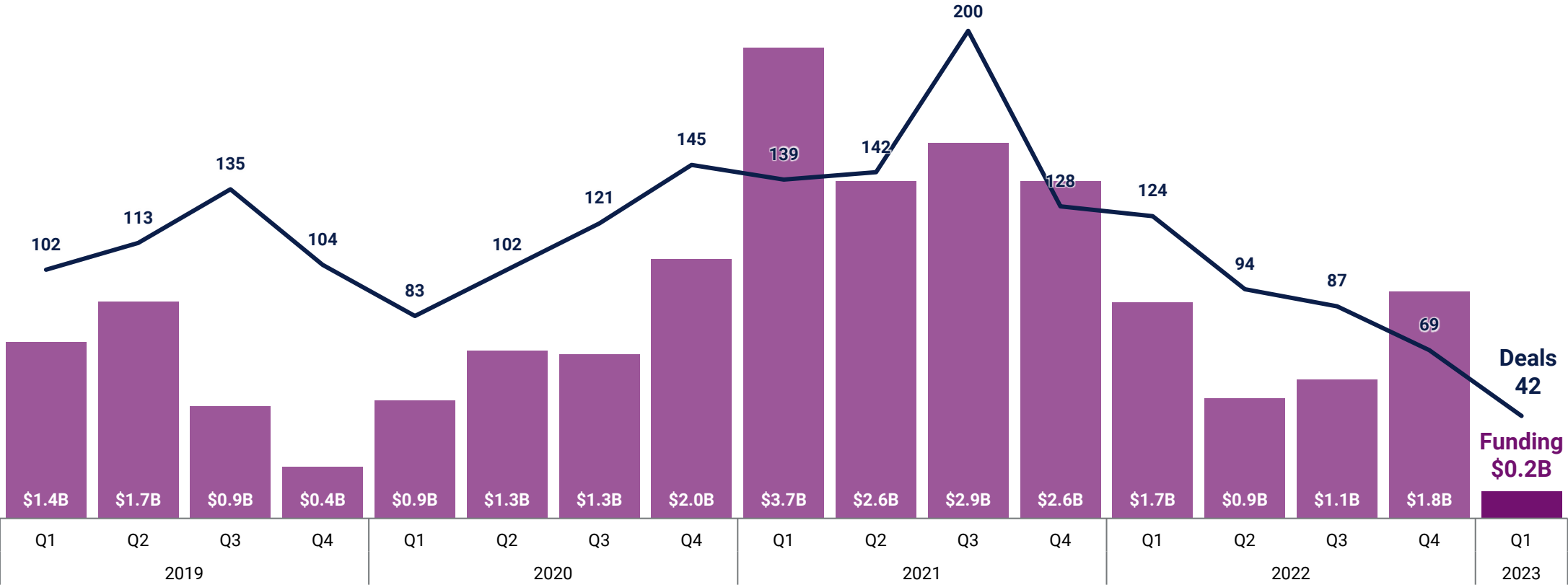


Asia | Q1 2023

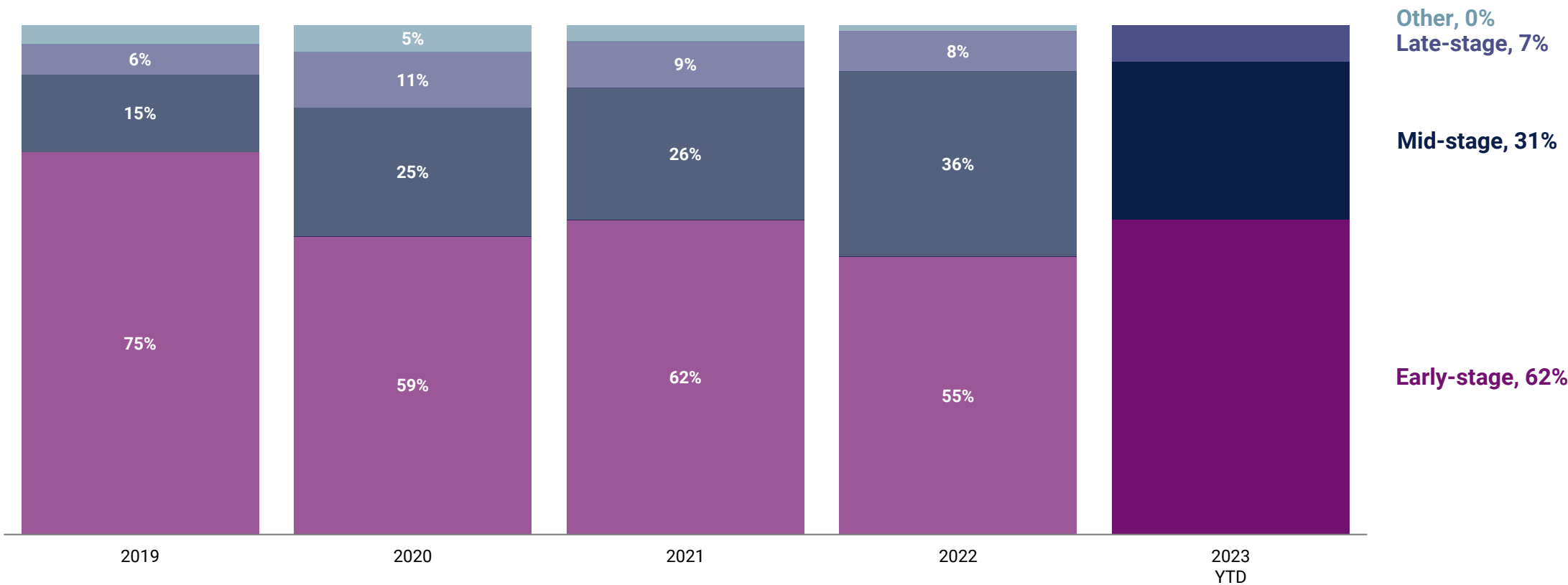
China



AI investment activity in China collapses



Early-stage deal share increases 7 percentage points in China



China: Top equity deals in Q1'23

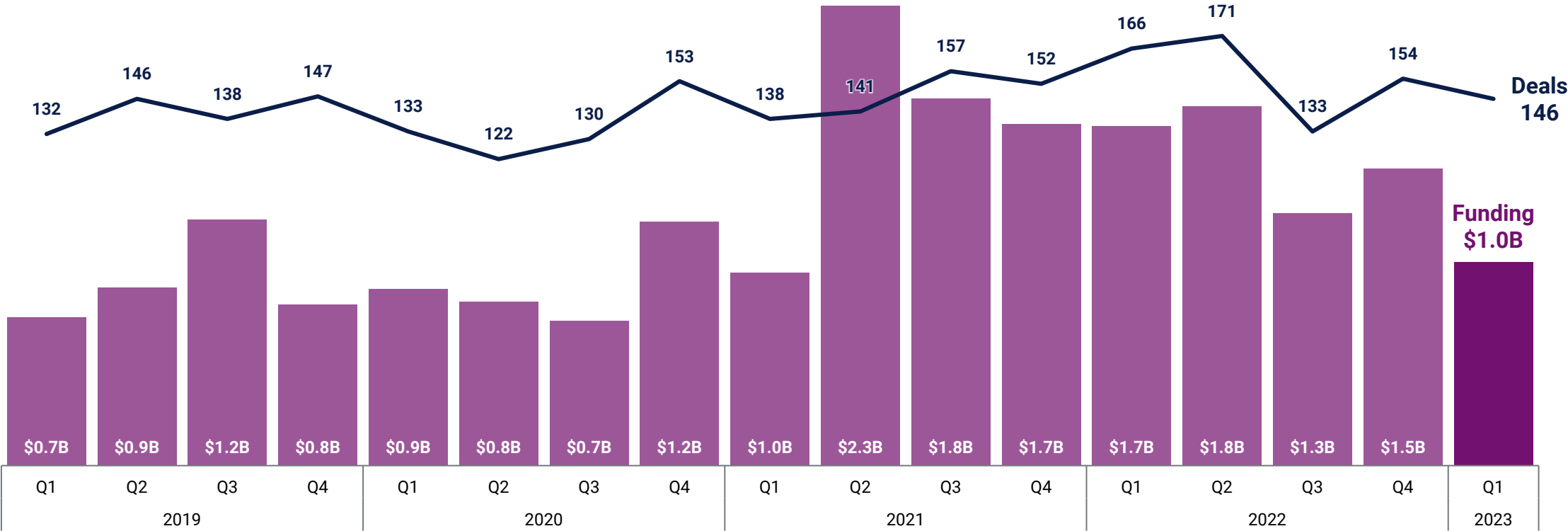
	Company	Round Amount	Round Date	Round Valuation	Select Investors	% of Total Funding
1	Cardinal Operations	\$73M	Series C 2023-03-31	N/A	National Manufacturing Transformation and Upgrade Fund, Angang Steel, CICC Huirong, CICC Pucheng, Huasui Food Venture Capital	34.4%
2	TandemAI	\$35M	Series A 2023-03-01	N/A	Qiming Venture Partners, OrbiMed Advisors, Eight Roads Ventures, F-Prime Capital	16.6%
3	Witinmem Technology	\$29M	Series B 2023-01-06	N/A	LH Ventures, SDIC Venture Capital, Moom Capital	13.9%
4	BranD New Data	\$15M	Series A 2023-03-10	N/A	Gongshu Government Investment, Xingan Shiye Investment	6.9%
4	CVA Chip	\$15M	Series B 2023-02-01	N/A	Pivot Capital, Huiyou Capital, Tsinghua-LH, Hony Capital, Virtue Capital Management	6.9%
4	KaolaUran	\$15M	Series A 2023-01-30	N/A	Ceyuan Ventures, Sichuan Development Holding, Shushan Capital	7.0%
4	Motion G	\$15M	Seed 2023-01-03	N/A	New Wheel Capital	7.1%

Geographic Trends | Q1 2023

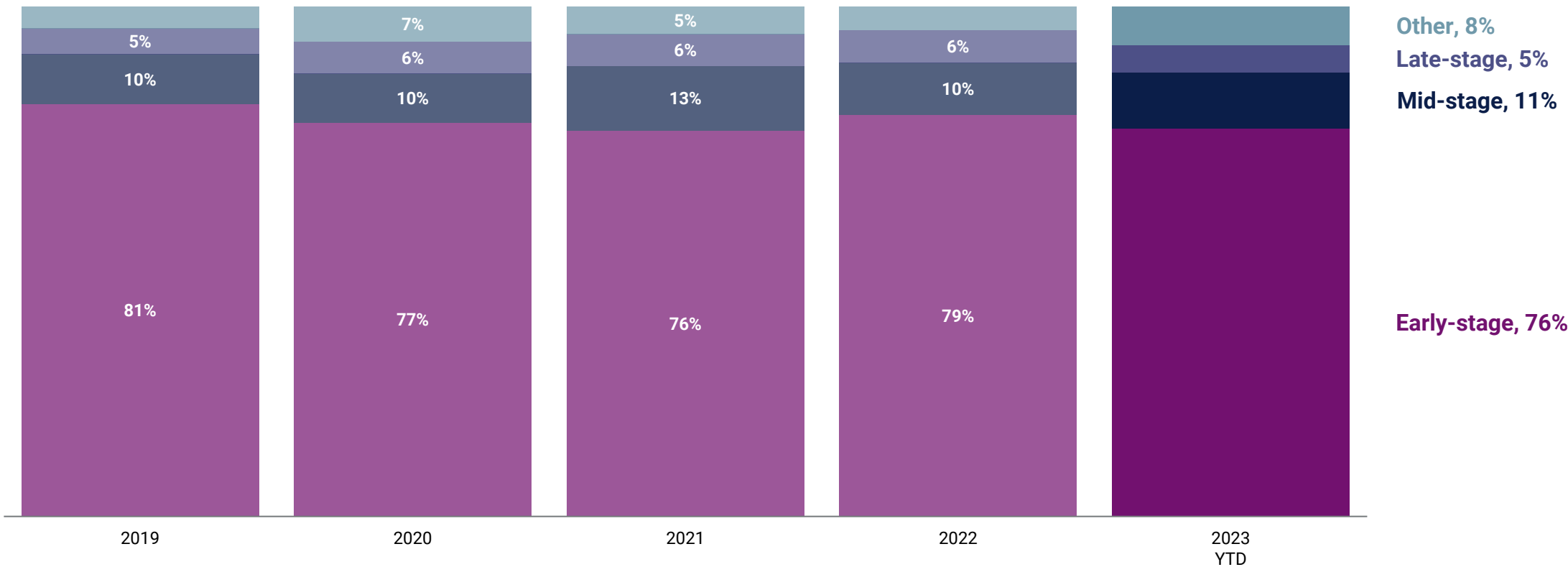
Europe Trends



Europe deals and funding fall toward pre-pandemic levels



Early-stage deal share in Europe dips slightly



Europe: Top equity deals in Q1'23

	Company	Round Amount	Round Date	Round Valuation	Select Investors	Country	% of Total Funding
1	Oxbotica	\$140M	Series C 2023-01-11	N/A	BGF, BP Ventures, Halma, Hostplus, IP Group	United Kingdom	13.8%
2	DeepL	\$100M	Venture Capital 2023-01-11	\$1.0B	Institutional Venture Partners, Benchmark, Bessemer Venture Partners, Atomico, World Innovation Lab	Germany	9.9%
3	Fetch.ai	\$40M	Series B 2023-03-29	N/A	DWF Labs	United Kingdom	3.9%
4	Volta Medical	\$38M	Series B 2023-01-05	N/A	Vensana Capital, Gilde Healthcare, Lightstone Ventures	France	3.8%
5	SESAMm	\$37M	Series B 2023-03-01	N/A	Elaia Partners, Opera Tech Ventures, Carlyle, NewAlpha, AFG Partners	France	3.7%
6	Anyfin	\$32M	Series C 2023-01-18	N/A	Northzone, Accel, Augmentum Fintech, EQT Ventures, FinTech Collective	Sweden	3.2%
6	Verity	\$32M	Series B 2023-03-14	N/A	AP Moller Holding, EXOR Seeds, Lingotto	Switzerland	3.2%
8	Snyk	\$25M	Corporate Minority 2023-01-24	N/A	ServiceNow	United Kingdom	2.5%
9	1X	\$24M	Series A 2023-03-23	N/A	OpenAI Startup Fund, Alliance Ventures, Sandwater, Skagerak Capital, Tiger Global Management	Norway	2.3%
9	XXII Group	\$24M	Series A 2023-03-21	N/A	Bpifrance, 574 Invest, Colas, Le Groupe Duval, Techmind	France	2.3%

M&A exit activity edges down QoQ but remains elevated



Europe: Top investors by company count in Q1'23

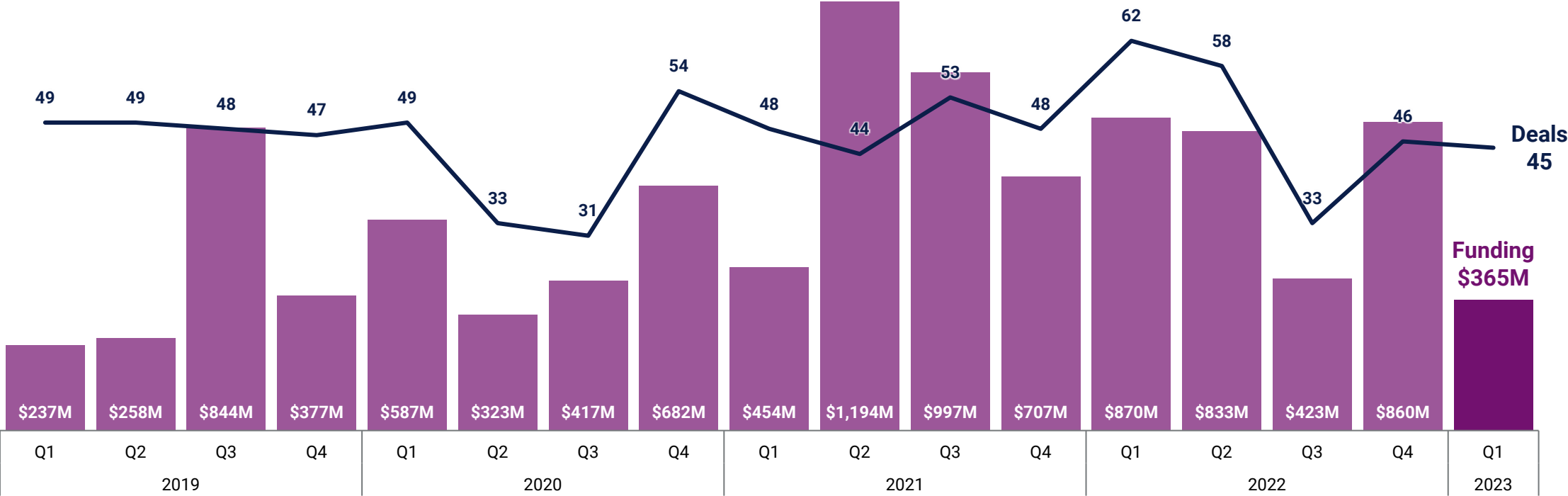
Investor	Company Count	Investor Group	Country
1 EQT Ventures	3	VC	Sweden
1 Sofinnova Partners	3	VC	France

Europe | Q1 2023

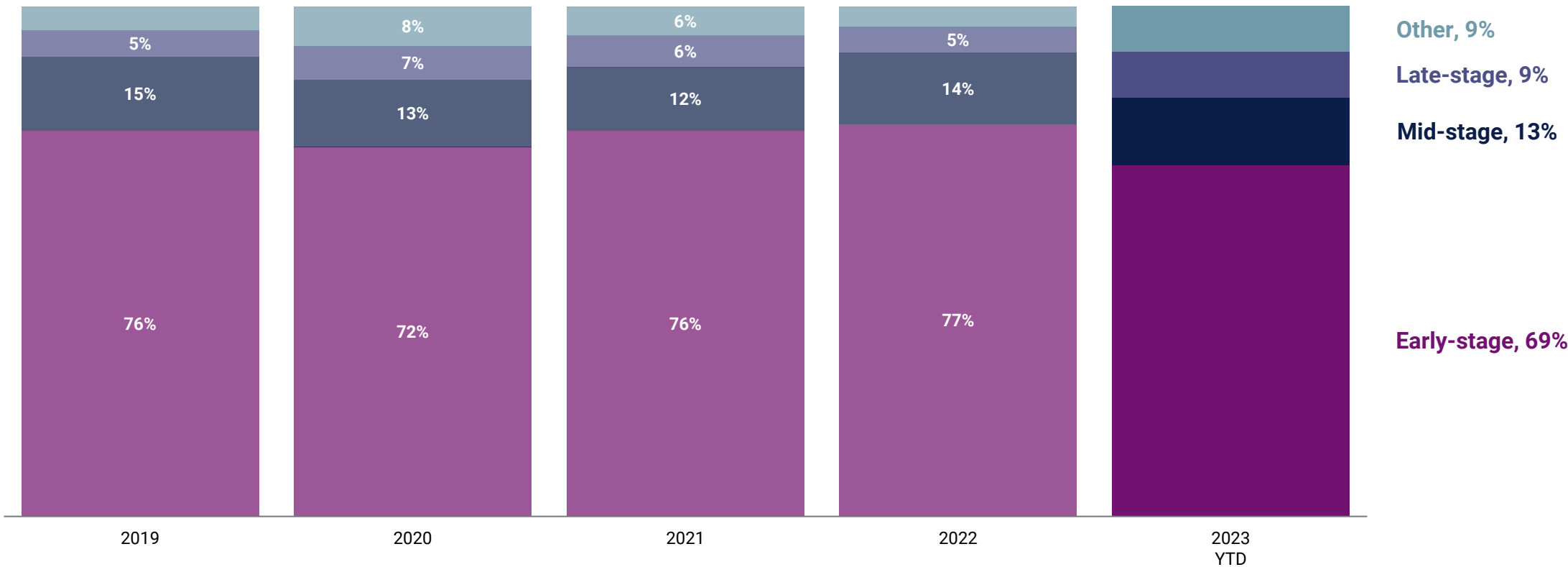
United Kingdom



UK AI funding falls QoQ, deals hold up



UK early-stage deal share drops 8 percentage points



United Kingdom: Top equity deals in Q1'23

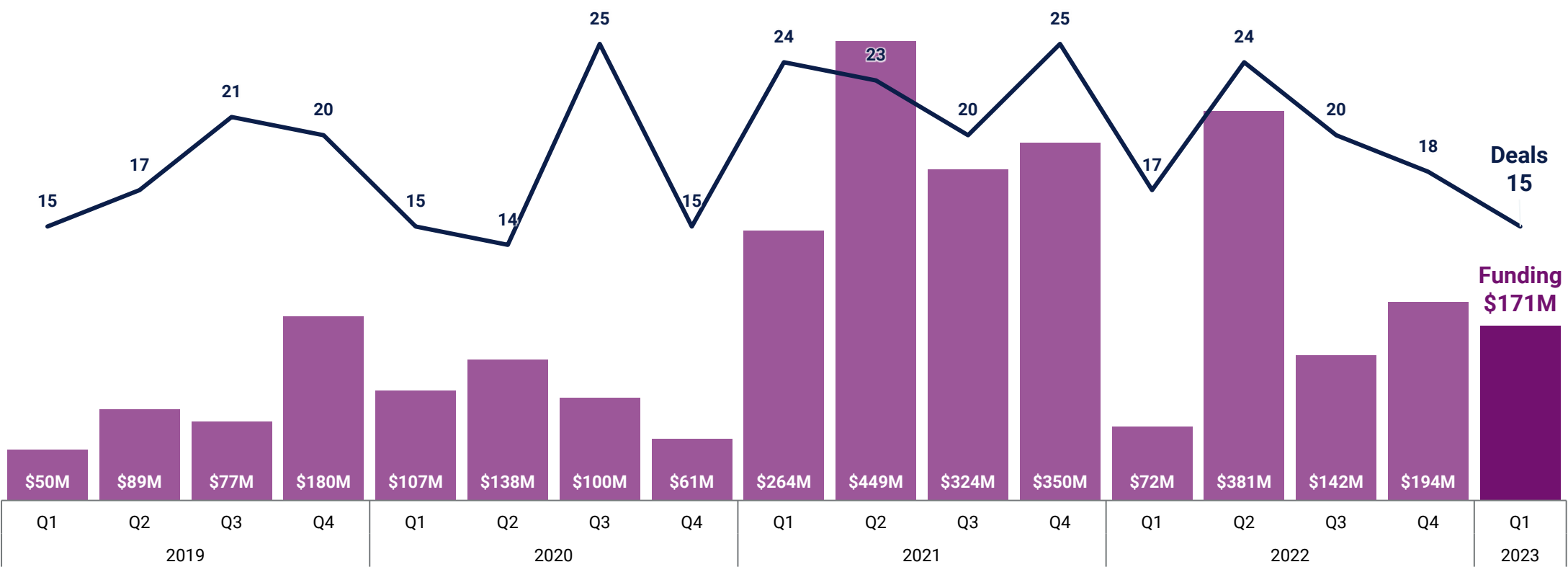
	Company	Round Amount	Round Date	Round Valuation	Select Investors	% of Total Funding
1	Oxbotica	\$140M	Series C 2023-01-11	N/A	BGF, BP Ventures, Halma, Hostplus, IP Group	38.4%
2	Fetch.ai	\$40M	Series B 2023-03-29	N/A	DWF Labs	11.0%
3	Snyk	\$25M	Corporate Minority 2023-01-24	N/A	ServiceNow	6.9%
4	Seldon	\$20M	Series B 2023-03-16	N/A	AlbionVC, Bright Pixel Capital, Amadeus Capital Partners, Cambridge Innovation Capital	5.5%
5	Recycleye	\$17M	Series A 2023-02-02	N/A	DCVC, Atypical Ventures, Creator Fund, MMC Ventures, Playfair Capital	4.7%

Europe | Q1 2023

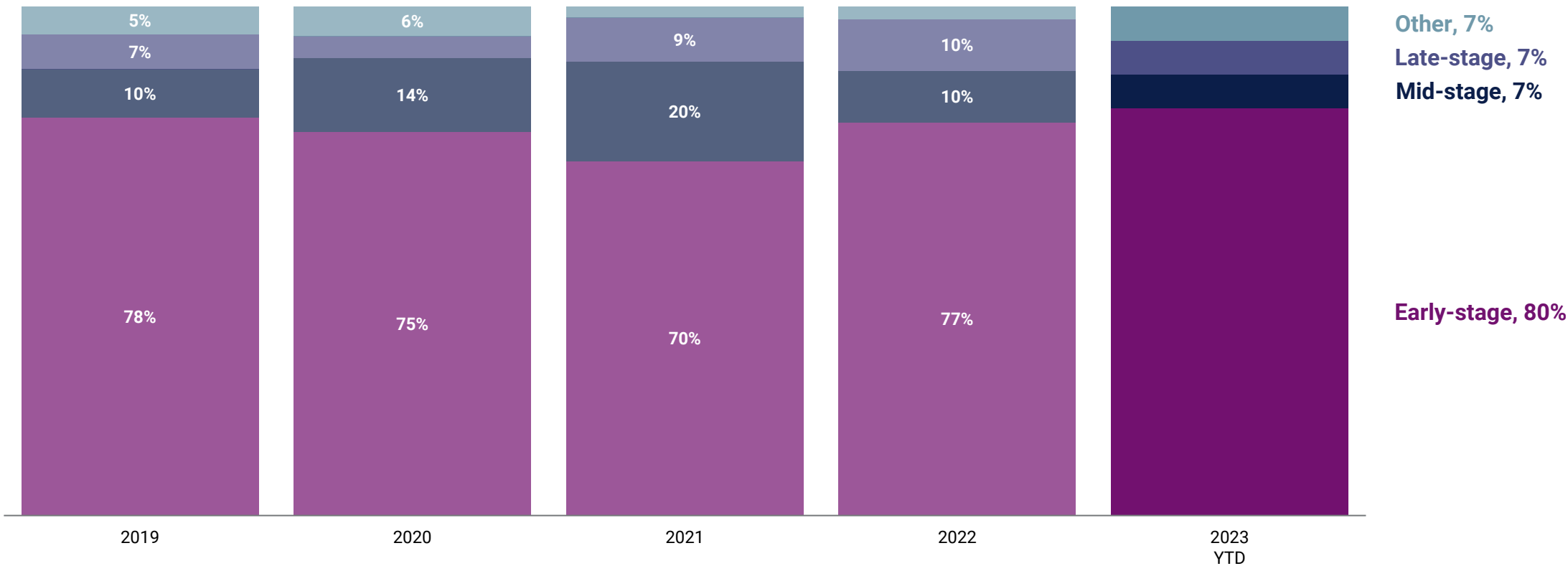
Germany



Germany AI deals fall for the third consecutive quarter



The vast majority of AI deals in Germany are early-stage



Germany: Top equity deals in Q1'23

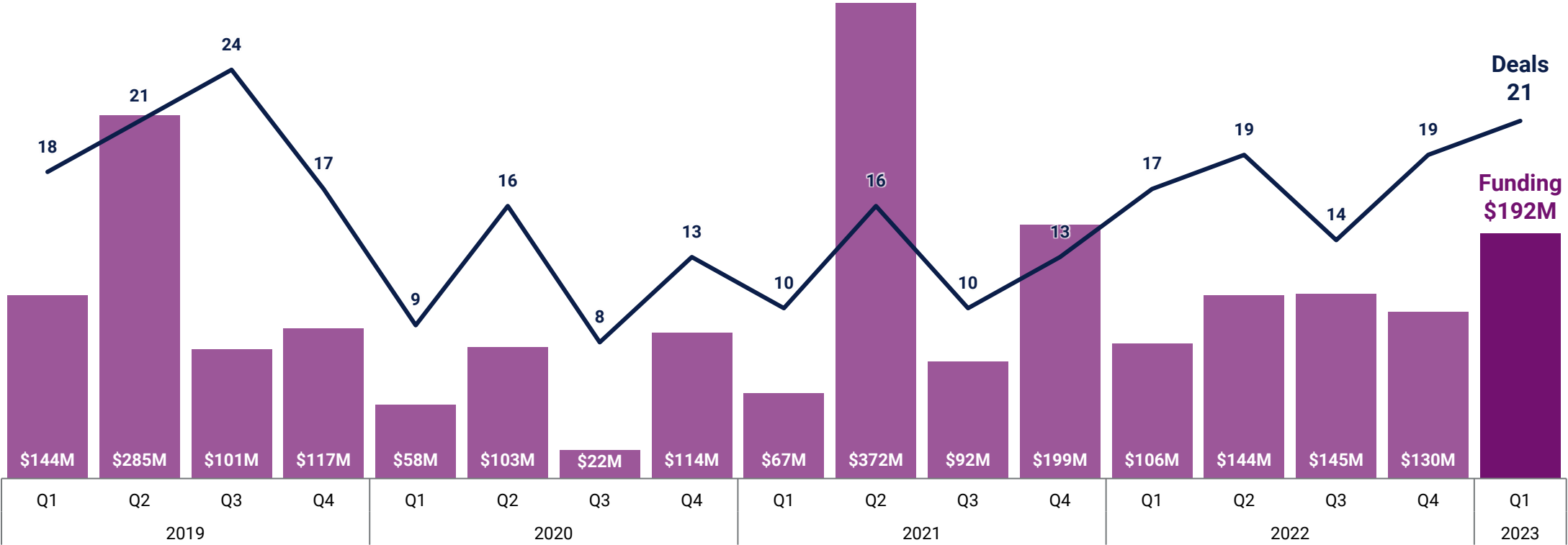
	Company	Round Amount	Round Date	Round Valuation	Select Investors	% of Total Funding
1	DeepL	\$100M	Venture Capital 2023-01-11	\$1.0B	Institutional Venture Partners, Benchmark, Bessemer Venture Partners, Atomico, World Innovation Lab	58.4%
2	Parloa	\$22M	Series A 2023-03-30	N/A	EQT Ventures, Newion Partners, Senovo	12.7%
3	Hawk:AI	\$17M	Series B 2023-01-26	N/A	Sands Capital, BlackFin Capital Partners, Picus Capital, Coalition, DN Capital	9.9%
4	deepc	\$13M	Series A 2023-03-28	N/A	Sofinnova Partners, Bertelsmann Investments, Winning Mindset Ventures	7.6%
5	aimpower	\$7M	Growth Equity 2023-03-13	N/A	Nordwind Growth	4.1%

Europe | Q1 2023

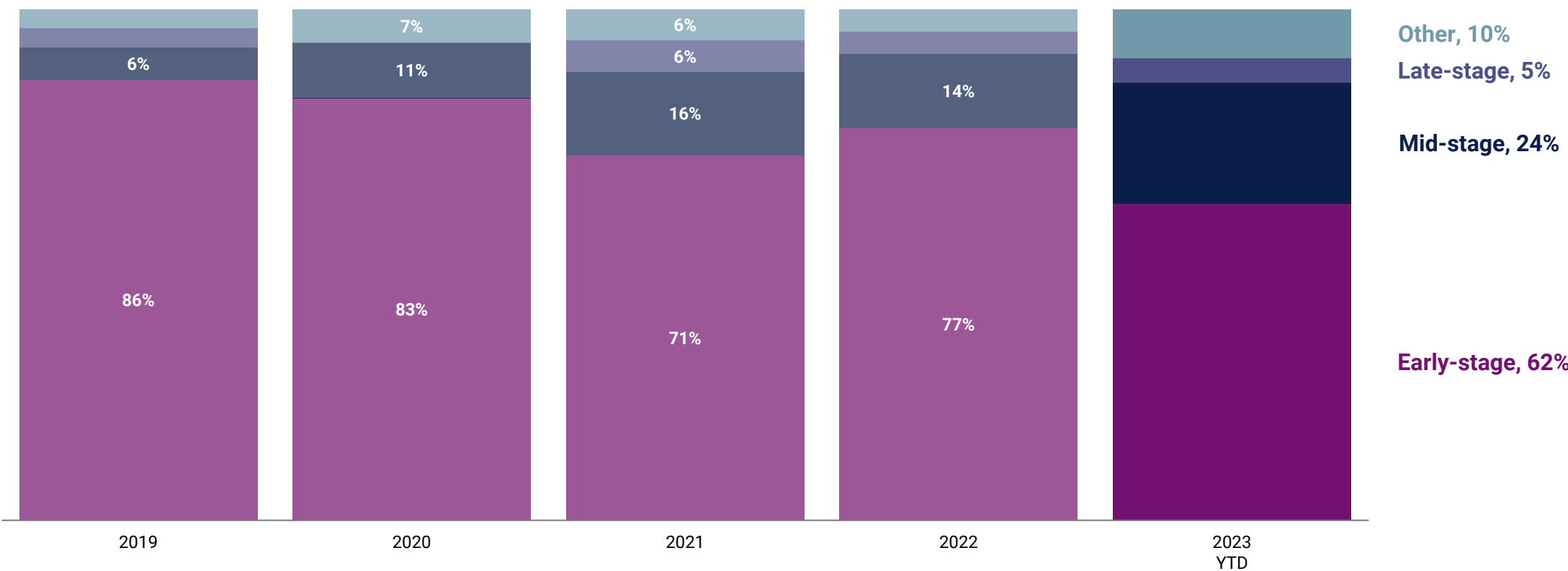
France



France AI deals rise to their highest point since Q3'19



Early-stage deal share falls in France as mid-stage deal share ascends



France: Top equity deals in Q1'23

	Company	Round Amount	Round Date	Round Valuation	Select Investors	% of Total Funding
1	Volta Medical	\$38M	Series B 2023-01-05	N/A	Vensana Capital, Gilde Healthcare, Lightstone Ventures	19.9%
2	SESAMm	\$37M	Series B 2023-03-01	N/A	Elaia Partners, Opera Tech Ventures, Carlyle, NewAlpha, AFG Partners	19.5%
3	XXII Group	\$24M	Series A 2023-03-21	N/A	Bpifrance, 574 Invest, Colas, Le Groupe Duval, Techmind	12.3%
4	GreenWaves Technologies	\$22M	Series B 2023-02-02	N/A	Innovacom, Soitec, Thales Corporate Ventures, Zepp Labs, Bpifrance	11.3%
5	Inato	\$20M	Series A 2023-03-29	N/A	Cathay Innovation, Obvious Ventures, Top Harvest Capital, La Maison	10.4%

State of AI

Report Methodology

You can download the underlying data found in this report here: https://www.cbinsights.com/reports/CB-Insights_Artificial-Intelligence-Report-Q1-2023.xlsx.

If you have questions about the definitions or methodological principles used, or if you feel that your firm has been underrepresented, please reach out to info@cbinsights.com.

What is included:

Equity financings into private companies only. Funding rounds raised by public companies of any kind on any exchange (including Pink Sheets) are excluded from our numbers, even if they received investment from a venture firm.

Only includes the investment made in the quarter for tranching investments. If a company does a second closing of its Series B round for \$5M and previously had closed \$2M in a prior quarter, only the \$5M is reflected.

Round numbers reflect what has closed, not what is intended. If a company indicates the closing of \$5M out of a desired raise of \$15M, our numbers reflect only the amount which has closed.

Only verifiable fundings are included. Fundings are verified via (1) various federal and state regulatory filings; (2) direct confirmation with firm or investor; (3) press release; or (4) credible media sources.

Equity fundings to joint ventures and spinoffs/spinouts are included.

Unicorn data includes private companies valued at \$1B or more in the private markets globally, per the same 4 sources listed above and relied on for funding events, which include valuations disclosed in credible media sources. The list is maintained publicly and updated in real time at <https://www.cbinsights.com/research-unicorn-companies>.

Geography notes: Israel funding figures are classified in Asia; Caribbean region figures included in Latin America, or “LatAm”; funding to Australia and Africa is included in global figures but not spotlighted in this report.

Rounds to private companies that may be majority- or minority-owned subsidiaries of other private companies.

Valuation data includes estimates to calibrate median and average valuations based on current and previous quarter disclosed valuations gathered from the aforementioned four sources. The estimating method will control for the over-sampling of large rounds that are reported quickly versus a comparative lag in valuations obtained from other sources. Valuation data reflects post-money valuations.

Exits include IPOs, SPACs, publicly announced M&A deals, and other liquidity events; only first exits are counted.

Headquarters are determined by publicly available sources including company-owned websites and profiles, legal filings, and press releases.

All figures in the report are in USD.

US financing trends follow the combined statistical area (CSA) methodology. Silicon Valley refers to the San Jose-San Francisco-Oakland CSA.

What is excluded:

No contingent funding. If a company receives a commitment for \$20M subject to hitting certain milestones but first gets \$8M, only the \$8M is included in our data.

No business development/R&D arrangements, whether transferable into equity now, later, or never. If a company signs a \$300M R&D partnership with a larger corporation, this is not equity financing nor is it from venture capital firms. As a result, it is not included.

No buyouts, consolidations, or recapitalizations. All three of these transaction types are commonly employed by private equity firms and are tracked by CB Insights. However, they are excluded for the purposes of this report.

No private placements. These investments, also known as PIPEs (Private Investment in Public Equities), are not included even if made by a venture capital firm.

No debt/loans of any kind (except convertible notes). Venture debt or any kind of debt/loan issued to emerging, startup companies, even if included as an additional part of an equity financing, is not included. If a company receives \$3M with \$2M from venture investors and \$1M in debt, only the \$2M is included in these statistics.

No non-equity government funding. Grants or loans by the federal government, state agencies, or public-private partnerships to emerging, startup companies are not included.

No fundings to subsidiaries of a larger parent corporation unless that subsidiary is a private entity and meets other criteria for inclusion.

Accelerators, incubators, business-plan competitions, economic-development entities are excluded from rankings of most active investors, even if making equity financings.

Rankings for top investors are calculated according to “company count,” or the number of unique companies an investor funds in a quarter, and so excludes follow-on deals.