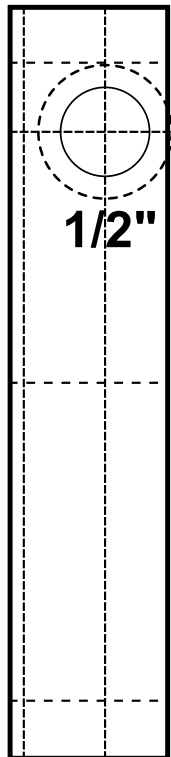
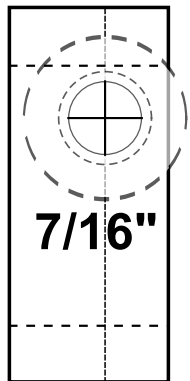
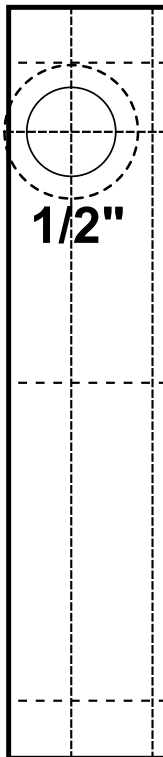


**Right-  
Handed**

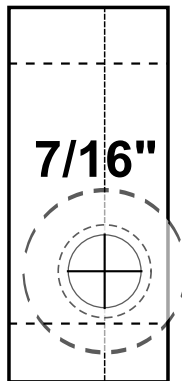
**Wrong-  
Handed**



**Lid Side  
Lid Side**



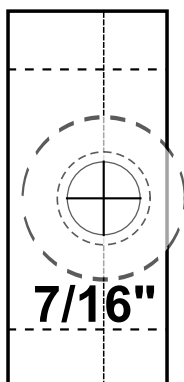
**Lid Side**



**Lid Side**

**Far side**

**Near side**



**Lid Side**

**Center**

# NONAMÉ BOX MODS

**1"**

Scale

## Hammond 1590G

### Dual-MOSFET

Cut outside of black lines, they are included in the dimensions. Align dashed lines with screw posts on inside of box. Holes are drilled off-center to account for the thickness of the lid.

[nonameboxmods.com](http://nonameboxmods.com)

Three positions for the 510 connector. Mounting the 510 and button on the same side of the box can be a tight fit.