



Revenue Projections
for
FY2014

February 7, 2013

Chart 1: All Revenue Resources for Sudbury

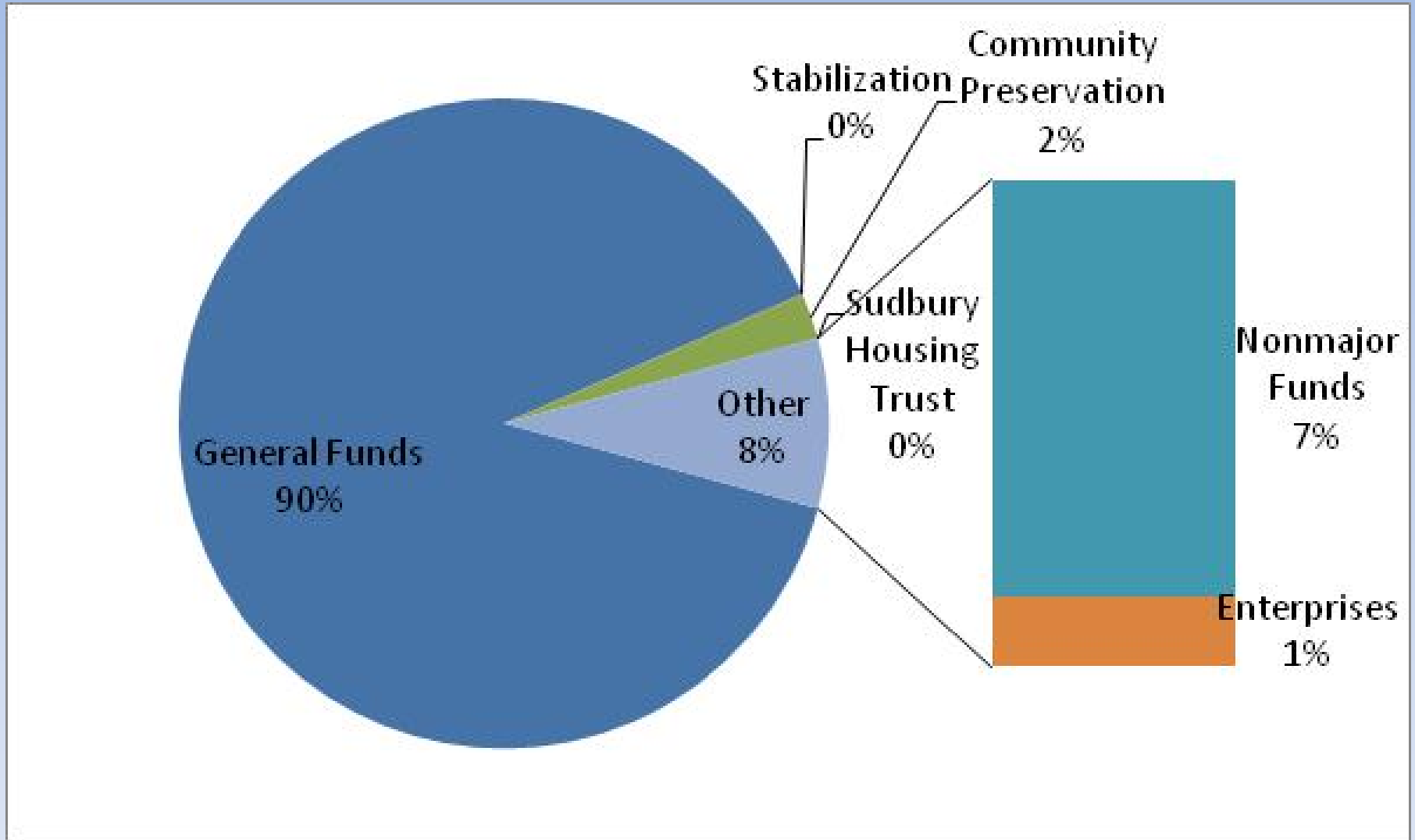
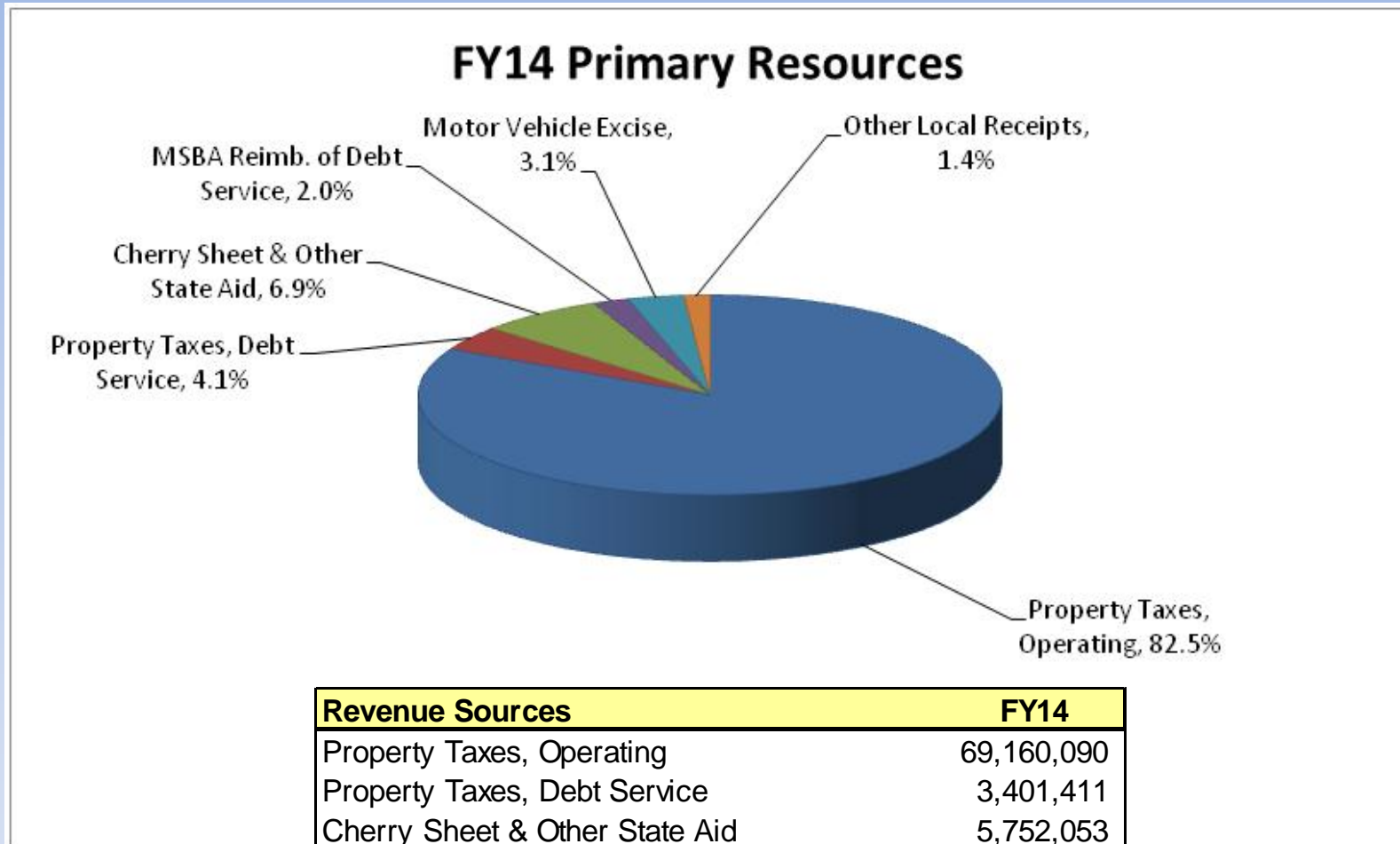


Chart 2: Projected General Fund Revenues



Revenue Sources	FY14
Property Taxes, Operating	69,160,090
Property Taxes, Debt Service	3,401,411
Cherry Sheet & Other State Aid	5,752,053
MSBA Reimb. of Debt Service	1,681,224
Motor Vehicle Excise	2,600,000
Other Local Receipts	1,203,864
Free Cash Appropriated	-
Other Reserves Appropriated	-
Total Primary Resources	83,798,642

Table 1: Recent Trend

	FY12 Actual	FY13 Projected	FY14 Budget	Dollar Change	Percent Change
Property Tax Levy (net of exclusions)	64,672,472	66,777,559	69,160,090	2,382,531	3.57%
Cherry Sheet & Other State Aid	5,367,649	5,616,657	5,752,053	135,396	2.41%
Local Receipts	4,480,402	3,803,864	3,803,864	-	0.00%
Free Cash	-	-	-	-	0.00%
Other Reserves	300	38,891	-	(38,891)	0.00%
Subtotal: General Operating Fund	74,520,823	76,236,972	78,716,007	2,479,036	3.25%
Property Tax Levy for Debt Service	4,335,060	4,248,851	3,401,411	(847,440)	-19.95%
MSBA Reimbursement for Debt Service	1,681,224	1,681,224	1,681,224	-	0.00%
Total Revenue	80,537,107	82,167,046	83,798,642	1,631,596	1.99%

Table 2: Property Tax Levy

	FY12 Actual	FY13 Projected	FY14 Budget	Dollar Change	Percent Change
Previous Year Levy	62,729,996	64,819,175	66,965,941	2,146,766	3.31%
2.5% over prior levy	1,568,250	1,620,479	1,674,149	53,669	3.31%
New Growth	520,929	526,287	520,000	(6,287)	-1.19%
Override	-	-	-	-	0.00%
Taxes for Debt Service	4,335,060	4,248,851	3,401,411	(847,440)	-19.95%
Tax Levy Limit	69,154,235	71,214,792	72,561,501	1,346,709	1.89%
Taxes Raised	69,007,532	71,026,410	72,561,501	1,535,091	2.16%
Levy Surplus	146,703	188,382	(0)	(188,382)	-100.00%

Table 3: State Aid

Cherry Sheet and Other State Aid					
	FY12 Actual	FY13 Projected	FY14 Budget	Dollar Change	Percent Change
Chapter 70 (school aid)	4,206,945	4,325,145	4,417,149	92,004	2.13%
General Government Aid	1,098,406	1,184,015	1,184,015	-	0.00%
Other Receipts	62,298	107,497	150,889	43,392	40.37%
Subtotal: General Purpose State Aid	5,367,649	5,616,657	5,752,053	135,396	2.41%
MSBA School Debt Reimbursement ¹	1,681,224	1,681,224	1,681,224	-	0.00%
Total State Aid	7,048,873	7,297,881	7,433,277	135,396	1.86%

1. While MSBA reimbursement is reported as State Aid it may only be used to offset related debt service. Therefore, also may be referred to as a capital financial resource.

Chart 3: General Local Aid paying the price

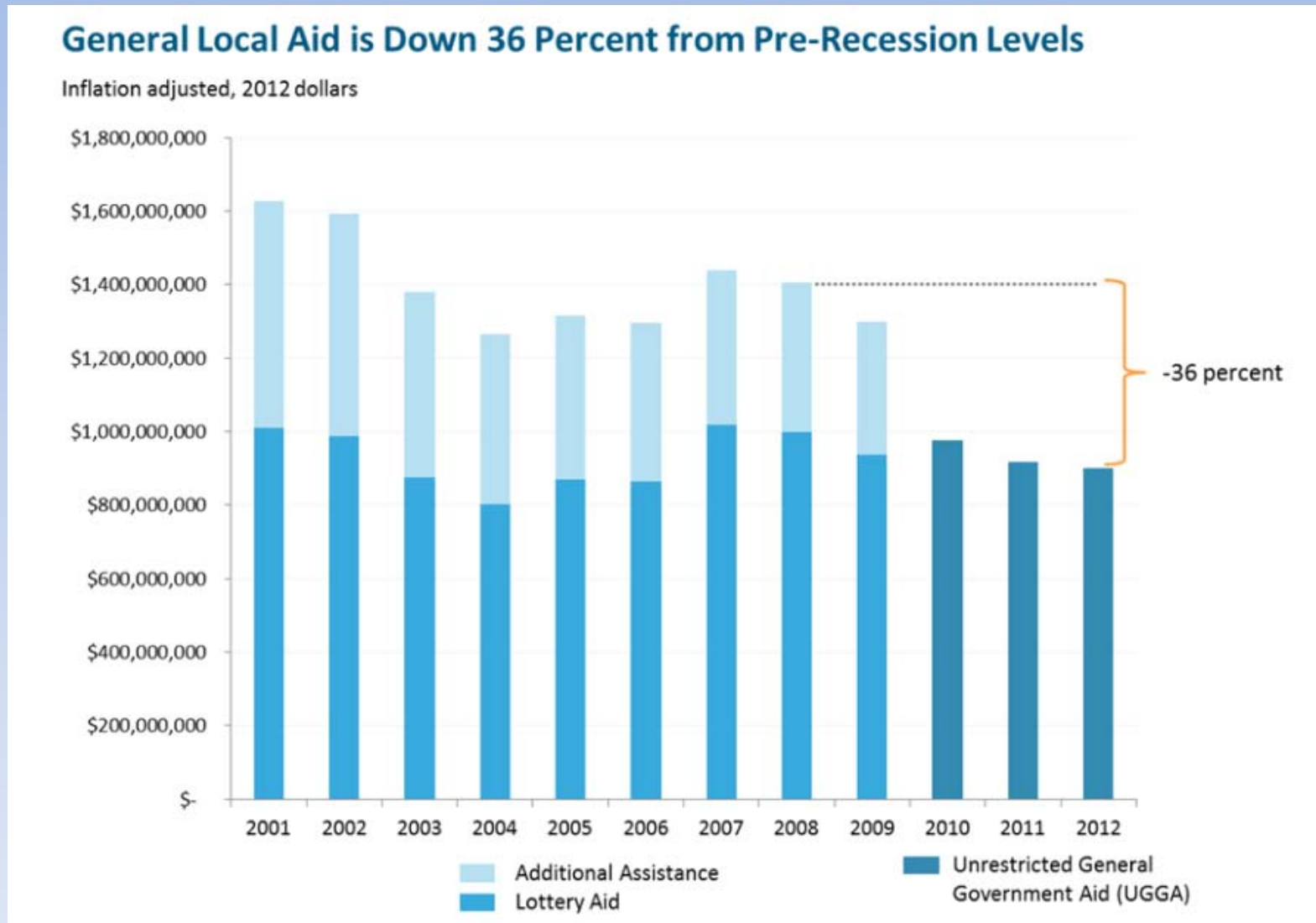
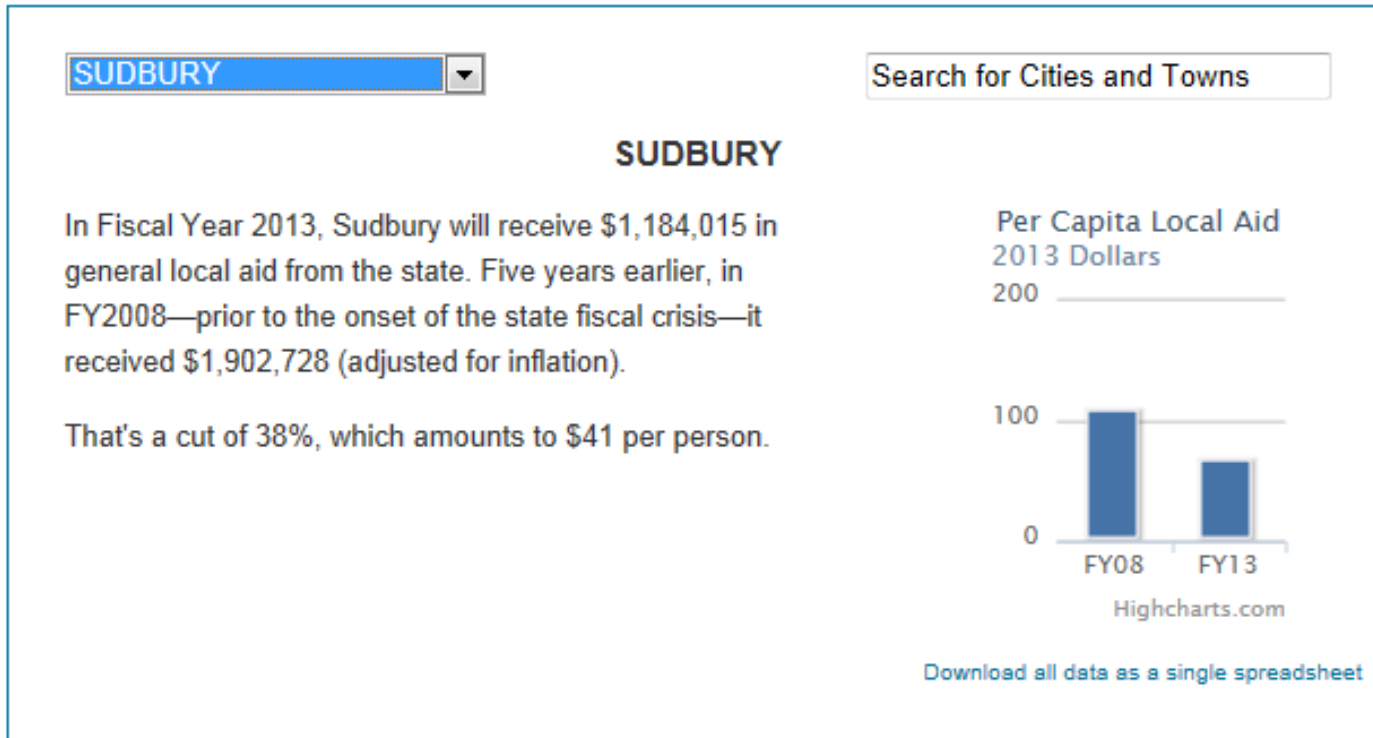


Table 4: Sudbury paying a bigger price

Note: This interactive tool has been updated to include funding information for FY 2013. As a result, numbers in the tool may differ from those in the rest of this report (which are based on FY 2012).



Source: <http://www.massbudget.org/>

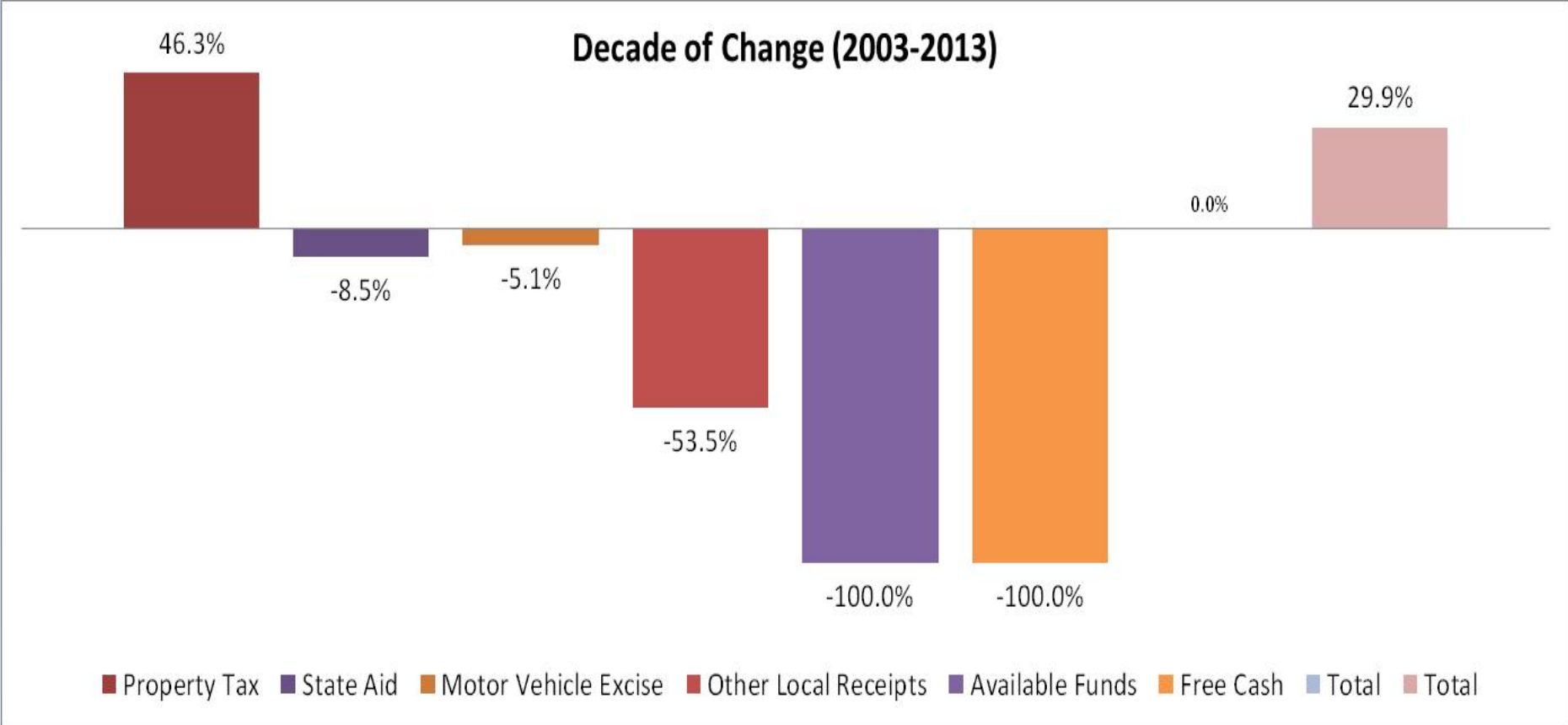
Table 4: Local Receipts

Local Receipt Projections and Assumptions					
	FY12 Actual	FY13 Projected	FY14 Budget	Dollar Change	Percent Change
Motor Vehicle Excise	2,752,363	2,600,000	2,600,000	-	0.00%
Other Excise	260,543	276,864	276,864	-	0.00%
Penalties & Interest	287,310	175,000	175,000	-	0.00%
PILOT	31,030	57,000	57,000	-	0.00%
Fees	109,530	100,000	100,000	-	0.00%
Rentals	159,571	95,000	95,000	-	0.00%
Library	22,571	25,000	25,000	-	0.00%
Cemeteries*	401	-	-	-	#DIV/0!
Other Departmental	27,994	18,000	18,000	-	0.00%
Licenses & Permits	477,162	400,000	400,000	-	0.00%
Fines & Forfeits	61,822	47,000	47,000	-	0.00%
Investment Income	16,410	10,000	10,000	-	0.00%
Misc. Non-Recurring	273,695	-	-	-	#DIV/0!
Total Local Receipts	4,480,402	3,803,864	3,803,864	-	0.00%
*This revenue moved to revolving funds.					

Table 5: Free Cash and Other General Resources

Free Cash and Other Reserves					
	FY12 Actual	FY13 Projected	FY14 Budget	Dollar Change	Percent Change
Free Cash Appropriation	-	-	-	-	
Tax Levy Overlay Surplus	-	-	-	-	
Town Meeting Continuing Articles - Reappropriation of Balances	300	38,891	-	(38,891)	-100.0%
Total Free Cash & Other Reserves	300	38,891	-	(38,891)	-100.00%

Chart 3: Decade of Change (2003-2013)



For more information go to www.sudbury.ma.us



Sudbury
Massachusetts

Cor

[Internal Website](#) [Statistics | Analytics](#) [Sick/Vacation](#) [MapsOnline Staff](#) [WebEditor](#) [Forum](#)
[Maps](#) [Historic Archives](#) [Sudbury Trust](#) [Water District](#) [Telephone Dir.](#) [Volunteer & Jobs](#) [Sudbury TV](#)

[About Sudbury](#) [Calendars](#) [Committees](#) [Departments](#) [Schools](#) [Registration](#) [Payments](#) [Email Lists](#) [Search](#)

Latest News

[All News](#)

Voter Registration Deadline for the Annual Town Election is Tuesday, March 5th.

Special Voter Registration Session: Tuesday, March 5, 2013 at the Town Clerk's office from 9:00 a.m. until 8:00 p.m.

Town Clerk (Wednesday, February 6, 2013)

Town Manager's Newsletter - 2013 January 18

Newsletter containing Highlights of Department Projects and Events.

Town Manager (Tuesday, January 22, 2013)

Open Burning Permits

Open Burning Begins January 15th.

Please remember to register everyday you are going to burn.

Fire Department (Tuesday, January 15, 2013)

Summer Camp Staff Application

We will begin accepting Summer Camp Staff applications beginning February 1st for new hires.

Park & Recreation Department (Monday, January 7, 2013)

Sudbury Housing Production Plan clarified

Here is an overview of the Sudbury Housing Production Plan to help clarify this multi-step process

Planning & Community Development - Community Housing Office (Friday, November 16, 2012)



FY14 Budget

[FY14 FinCom Budget Hearing Schedule](#)

[FY14 Preliminary Budget and Financing Plan](#)

[FY14 CIPC Budget Hearing Presentation to FinCom on Feb 4, 2013](#)

Today's Events