

Transfer Station



Town of Sudbury ADA Transition Plan

December 2020



Institute for Human Centered Design

200 Portland Street, Boston, MA 02114

www.IHCDesign.org • info@IHCDesign.org

617-695-1225 voice/tty

Background

Year Built: 2009

The Transfer Station is located at 20 Boston Post Road. The facility has an office with a service window, a book exchange shed, a Put-N-Take shed where other items can be exchanged and a portable toilet. There are also recycling receptacles for a wide variety of materials including clothing, used motor oil, plastic, tires, batteries, paper, metal and glass, and two trash compactors for household waste.

Key Accessibility Issues

Exterior Accessible Routes

Accessibility issues include receptacles for recyclable materials that are not accessible because the route to the walkway that runs along many of the receptacles has an excessive running and cross slope and an excessive change in level. There is also lack of an accessible route to the pathway that leads to the service window at the office due to an excessive running slope and excessive change in level.

Additional Accessibility Issues

- The service counter at the office is higher than the maximum height allowed.
- Book and clothing drop-off receptacles have controls that are higher than the maximum height allowed.
- Lack of an accessible portable toilet located on an accessible route near where an inaccessible portable toilet is provided.
- Lack of a level landing at the doors to the book exchange shed and the Put-N-Take shed.

Note: In order to provide program access, staff at the Transfer Station should provide assistance to visitors with disabilities as needed in order to enable those visitors to properly deposit their refuse and recyclable materials.

Order of Magnitude Cost Estimates

- Provide an accessible route to the walkway leading to the office service window (a ramp is required): \$1,176
- Provide an accessible portable toilet: \$4,600
- Miscellaneous corrective actions (service counter, door landings, etc.): \$880

Total: \$6,656*






***Note:** Costs are not provided to create level landings at the doors to the book exchange shed and the Put-N-Take shed because costs will depend on the remedy selected.

Best Practice and Inclusive Design






Best practice and inclusive design recommendations include elements that are not required in the standards but may create enhanced experiences for all users.

- Recommend providing a buzzer or intercom on an accessible route so visitors can notify staff at the office that they may require assistance. Further recommend that the controls for the intercom or buzzer be no higher than 48" above the ground and be operable without requiring tight grasping, pinching, or twisting of the wrist. A buzzer or intercom that visitors can access without having to exit their vehicle might be particularly helpful.
- Recommend considering providing compliant curb ramps at the inaccessible entry points to the walkway that runs along the recycle bins for paper, glass, plastic and metal. While not required so long as staff is available to assist visitors, doing so would help people with and without disabilities (e.g., people wheeling carts) to have easier independent access to the recycling bins.





**Town of Sudbury
Transfer Station**

ID	Location	Floor	Room	Element	Type	Photo	Issues	Current Measure	Recommendations	Quantity	Price	Cost Estimation
Approach and Entrance												
Exterior Access Route												
1	Battery Disposal Drop-Off	Ext.		Exterior Access Route	Exterior		Not provided from all site arrival points	8"	Have staff provide assistance accessing the battery drop-off receptacles as needed.	1	Labor	\$0
2	Tires/CRT Monitors	Ext.		Exterior Access Route	Exterior		Not provided from all site arrival points	11.5"	Ensure an accessible route is provided from all points of arrival. Have staff provide assistance accessing the Tire/CRT drop-off receptacles as needed.	1	Labor	\$0
3	Service Window at Office	Ext.		Exterior Access Route	Exterior		Not provided from all site arrival points	-	Relocate mailbox so it does not block 36" min. wide accessible route to service counter.	1	Labor	\$0
4	Path to Service Window at Office	Ext.		Exterior Access Route	N/A		Not provided from all site arrival points	-	Ensure an accessible route is provided from all points of arrival. (Cost based on a straight pressure treated wood ramp that provides access to the door and the walkway leading to the service window. Ensure ramp includes a 5'x5' level landing where it meets the door and walkway.)	1	1176	\$1176
5	Paper/ Newspaper & Mixed Drop-off	Ext.		Exterior Access Route	Exterior		Cross slope > 1:50 (2.00%) Running slope > 1:20 (5%) Level changes > 1/4"	2.1% 14.4% 1.5"	Have staff provide assistance accessing the paper drop-off receptacles as needed.	1	Labor	\$0





**Town of Sudbury
Transfer Station**

ID	Location	Floor	Room	Element	Type	Photo	Issues	Current Measure	Recommendations	Quantity	Price	Cost Estimation
6	Glass Recycling Drop-off	Ext.		Exterior Access Route	Exterior		Cross slope > 1:50 (2.00%) Running slope > 1:20 (5%) Level changes > 1/4"	4.5% 12.3% 1"	Have staff provide assistance accessing the glass drop-off receptacles as needed.	1	Labor	\$0
7	Plastics 3 to 6 & No Number Drop-Off	Ext.		Exterior Access Route	Exterior		Cross slope > 1:50 (2.00%) Running slope > 1:20 (5%) Level changes > 1/4"	3.1% 7.9% 2"	Have staff provide assistance accessing the plastics drop-off receptacles as needed.	1	Labor	\$0
8	Plastics 1 & 2 Only Drop-Off	Ext.		Exterior Access Route	Exterior		Running slope > 1:20 (5%) Level changes > 1/4"	18.7% 2"	Have staff provide assistance accessing the plastics drop-off receptacles as needed.	1	Labor	\$0
9	Metal Drop-off	Ext.		Exterior Access Route	Exterior		Running slope > 1:20 (5%) Level changes > 1/4"	12.3% 2"	Have staff provide assistance accessing the metal drop-off receptacles as needed.	1	Labor	\$0
10	Compactor/ Yellow Bag Household Trash	Ext.		Exterior Access Route	Exterior		Level changes > 1/4"	3.5"	Have staff provide assistance accessing the yellow bag household waste drop-off receptacles as needed.	1	Labor	\$0


**Town of Sudbury
Transfer Station**

ID	Location	Floor	Room	Element	Type	Photo	Issues	Current Measure	Recommendations	Quantity	Price	Cost Estimation
11	Compactor 2	Ext.		Exterior Access Route	Exterior		Level changes > 1/4"	5"	Have staff provide assistance accessing compactor 2 as needed.	1	Labor	\$0
Access to Goods and Services												
Doors, Doorways, & Gates												
12	Book Shed	Ext.		Doors, Doorways, & Gates	N/A		Maneuvering clearance at door > 1:50 (2.00%) (MAAB)	7.4%	Alter so that the slope in all directions is no greater than 1:50 (2.00%) yielding a 5'x5' level landing at the door. Cost to be determined based on specific remedy selected.	1	-	\$0
13	Put-N-Take	Ext.		Doors, Doorways, & Gates	N/A		Maneuvering clearance at door > 1:50 (2.00%) (MAAB)	7.1%	Alter so that the slope in all directions is no greater than 1:50 (2.00%) yielding a 5'x5' level landing at the door. Cost to be determined based on specific remedy selected.	1	-	\$0
Service Counter												
14	Service Window - Personal Shelter/ Office	Ext.		Service Counter	N/A		Counter > 36" high	56"	Provide a counter that is 36" max. above the ground.	1	880	\$880

**Town of Sudbury
Transfer Station**

ID	Location	Floor	Room	Element	Type	Photo	Issues	Current Measure	Recommendations	Quantity	Price	Cost Estimation
Operable Parts												
15	Used Oil Drop-Off	Ext.		Operable Parts	N/A		Element not on an accessible route	-	Have staff provide assistance accessing the used oil drop-off receptacle as needed.	1	Labor	\$0
16	Cardboard Compactor	Ext.		Operable Parts	N/A		Element not on an accessible route	59"	Have staff provide assistance accessing the cardboard drop-off receptacles as needed.	1	Labor	\$0
Trash / Recycling												
17	Book and Clothing Drop-off	Ext.		Trash / Recycling	N/A		Trash container opening not within reach range	60"	Have staff provide assistance accessing the book and clothing recycling receptacles as needed.	1	Labor	\$0
Toilet & Bathing Rooms												
Portable Toilet												
18	Portable Toilet	Ext.		Portable Toilet	N/A		Not located on an accessible route Accessible portable toilets not provided	- -	Locate portable toilet on an accessible route. Ensure that at least 5% of portable toilets are accessible.	1	4600	\$4600
Best Practice												

**Town of Sudbury
Transfer Station**

ID	Location	Floor	Room	Element	Type	Photo	Issues	Current Measure	Recommendations	Quantity	Price	Cost Estimation
Buzzer or Intercom												
19	Service Window - Personal Shelter/ Office	Ext.		Buzzer or Intercom	N/A				Recommend providing a buzzer or intercom on an accessible route at base of recommended ramp providing an accessible route to the service window so visitors can notify staff that they may require assistance. Ensure the controls no higher than 48" above the ground.	1	-	\$0