

Lisbon, Connecticut

4,247

General

ACS, 2015–2019

	Lisbon	State
Land Area <i>mi²</i>	16	4,842
Population Density <i>people per mi²</i>	261	738
Number of Households	1,714	1,370,746
Median Age	44.8	41.0
Median Household Income	\$91,125	\$78,444
Poverty Rate	3%	10%

Economy

Top Industries

CT Department of Labor, 2019

	Employment	Employers	Av. Wages
1 Retail Trade	1,024	26	\$24,867
2 Accommodation & Food Services	252	12	\$18,850
3 Local Government	116	9	\$45,588
4 Other Services (ex Public Admin.)	47	14	\$24,230
5 Construction	41	9	\$45,128
All Industries	1,630	100	\$28,380

SOTS Business Registrations

Secretary of the State, June 2021

Total Active Businesses 234

New Business Registrations by Year

2001	12	2006	15	2011	15	2016	18
2002	19	2007	10	2012	13	2017	15
2003	14	2008	21	2013	10	2018	19
2004	9	2009	18	2014	19	2019	16
2005	14	2010	8	2015	17	2020	14

Key Employers

Data from municipalities, 2021

- Home Depot
- Walmart Supercenter
- Target
- Lowe'S Home Improvement
- Wheelabrator Lisbon, Inc.

Demographics

ACS, 2015–2019

Age Distribution

Age Group	Lisbon	State
Under 10	315 (7%)	11%
10 to 19	586 (14%)	13%
20 to 29	465 (11%)	13%
30 to 39	444 (10%)	12%
40 to 49	697 (16%)	13%
50 to 59	723 (17%)	15%
60 to 69	597 (14%)	12%
70 to 79	314 (7%)	7%
80 and over	106 (2%)	5%

Race and Ethnicity

Race/Ethnicity	Lisbon	State
Asian <i>Non-Hispanic (NH)</i>	2%	4%
Black <i>NH</i>	<1%	10%
Hispanic or Latino/a <i>Of any race</i>	1%	16%
White <i>NH</i>	94%	67%
Other <i>NH, incl. American Indian, Alaska Native, Native Hawaiian or Pacific Islander</i>	3%	3%

Language Spoken at Home

Language	Lisbon	State
English	78%	96%
Spanish	12%	-

Educational Attainment

Education Level	Lisbon	State
High School Diploma Only	27%	38%
Associate Degree	8%	10%
Bachelor's Degree	12%	22%
Master's Degree or Higher	12%	17%

Housing

ACS, 2015–2019

	Lisbon	State
Median Home Value	\$231,300	\$275,400
Median Rent	\$1,313	\$1,180
Housing Units	1,804	1,516,629

	Lisbon	State
Owner-Occupied	66%	85%
Detached or Semi-Detached	64%	88%
Vacant	5%	10%

Schools

CT Department of Education, 2020-21

School Districts

	Available Grades	Total Enrollment	Pre-K Enrollment	4-Year Grad Rate (2018-19)
Lisbon School District	PK-8	430	38	-
Statewide	-	513,079	15,300	88%

Smarter Balanced Assessments

Met or exceeded expectations, 2018/19

	Math	ELA
Lisbon School District	43%	59%
Statewide	48%	56%

Lisbon, Connecticut

4,247

Labor Force


CT Department of Labor, 2020

	Lisbon	State
Employed	2,041	1,724,621
Unemployed	201	148,010

Unemployment Rate

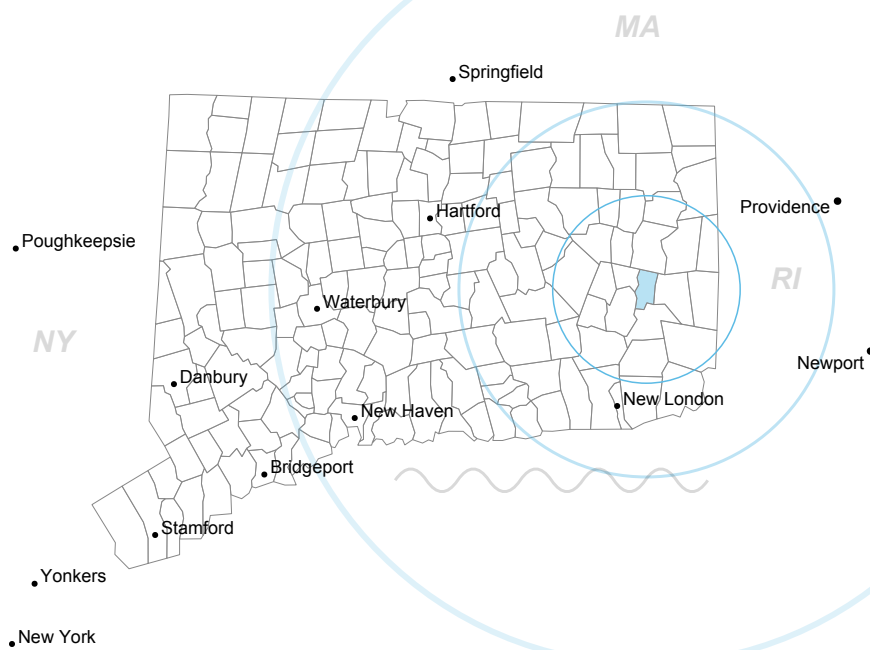


Self-Employment Rate*



*ACS, 2015-2019

Catchment Areas of 15mi, 30mi, and 60mi



Fiscal Indicators

CT Office of Policy and Management, SFY 2017-18

Municipal Revenue

Total Revenue	\$14,630,847
Property Tax Revenue	\$8,454,127
per capita	\$1,976
per capita, as % of state av.	65%
Intergovernmental Revenue	\$4,764,699
Revenue to Expenditure Ratio	104%

Municipal Expenditure

Total Expenditure	\$14,003,771
Educational	\$10,941,209
Other	\$3,062,562

Grand List

Equalized Net Grand List	\$551,635,867
per capita	\$129,858
per capita, as % of state av.	84%
Comm./Indust. Share of Net Grand List	22%

Actual Mill Rate	22.50
Equalized Mill Rate	15.22

Municipal Debt

Moody's Rating	Aa3
Total Indebtness	\$1,915,000
per capita	\$451
per capita, as % of state av.	18%
as percent of expenditures	14%


Annual Debt Service	\$431,927
as % of expenditures	3%

Access

ACS, 2015-2019

	Lisbon	State
Mean Commute Time <i>Pre-Covid</i>	31 min	26 min

No Access to a Car



No Internet Access



Commute Mode

Public Transport	0	5%
Walking or Cycling	0	3%
Driving	86	93%
Working From Home <i>Pre-Covid</i>	5	5%

Public Transit

CTtransit Service	-
Other Public Bus Operations	-
Train Service	-



Search AdvanceCT's **SiteFinder**, Connecticut's most comprehensive online database of available commercial properties.
ctdata.org/sitefinder

About Town Profiles

The Connecticut Town Profiles are two-page reports of demographic and economic information for each of Connecticut's 169 municipalities. Reports for 2016-2019 are available from profiles.ctdata.org.

Feedback is welcome, and should be directed to info@ctdata.org.

These Profiles can be used free of charge by external organizations, as long as *AdvanceCT* and *CTData Collaborative* are cited. No representation or warranties, expressed or implied, are given regarding the accuracy of this information.