

East Hampton, Connecticut

General

ACS, 2017–2021	East Hampton	State
Current Population	12,858	3,605,330
Land Area <i>mi</i> ²	36	4,842
Population Density <i>people per mi</i> ²	361	745
Number of Households	4,781	1,397,324
Median Age	43	41
Median Household Income	\$107,869	\$83,572
Poverty Rate	5%	10%

Economy

Top Industries

Lightcast, 2021 (2 and 3 digit NAICS)	Jobs	Share of Industry
1 Government <i>Local Government</i>	534	53%
2 Retail Trade <i>Building Material, Garden Equipment, Supplies Dealers</i>	344	23%
3 Health Care and Social Assistance <i>Ambulatory Health Care Services</i>	288	54%
4 Accommodation and Food Services <i>Food Services and Drinking Places</i>	216	91%
6 Other Services (ex. Public Admin.) <i>Repair and Maintenance</i>	194	51%
Total Jobs, All Industries	2,277	

SOTS Business Registrations

Secretary of the State, August 2023

New Business Registrations by Year

Year	2018	2019	2020	2021	2022
Total	75	54	74	121	119

Total Active Businesses 1,016

Key Employers

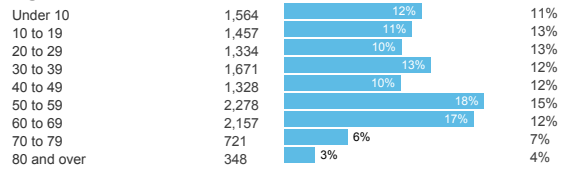
Data from Municipalities, 2023

- American Distilling/Dickinson Brands
- Stop & Shop Supermarket
- Eversource
- Town of East Hampton/East Hampton Public Schools
- Cobalt Healthcare and Rehabilitation Center

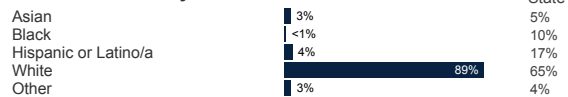
Demographics

ACS, 2017–2021

Age Distribution



Race and Ethnicity

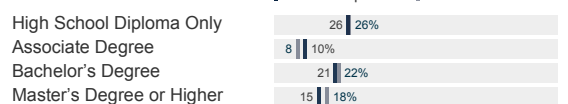


Hispanic includes those of any race. Remaining racial groups include only non-hispanic. 'Other' includes American Indian, Alaska Native, Native Hawaiian, Pacific Islander, two or more races.

Language Spoken at Home



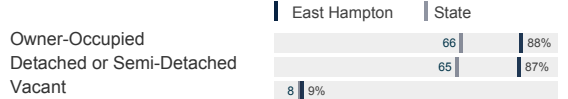
Educational Attainment



Housing

ACS, 2017–2021

	East Hampton	State
Median Home Value	\$271,700	\$286,700
Median Rent	\$1,362	\$1,260
Housing Units	5,277	1,527,039



Schools

CT Department of Education, 2022-23

School Districts

	Available Grades	Total Enrollment	Pre-K Enrollment	4-Year Grad Rate (2021-22)
East Hampton School District	PK-12	1,770	61	96%
Statewide	-	513,513	19,014	89%

Smarter Balanced Assessments

Met or Exceeded Expectations, 2021-22

	Math	ELA
East Hampton School District	48%	58%
Statewide	42%	48%

East Hampton, Connecticut

Labor Force

CT Department of Labor, 2022

	East Hampton	State
Employed	7,537	1,851,993
Unemployed	282	80,470

Unemployment Rate

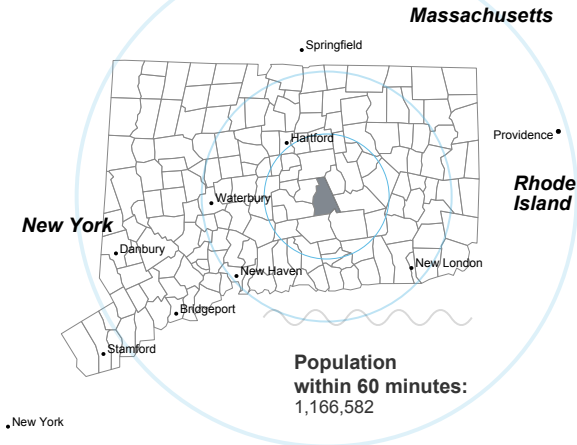


Self-Employment Rate*



*ACS, 2017–2021

Catchment Areas of 15mi, 30mi, and 60mi



Fiscal Indicators

CT Office of Policy and Management, State FY 2020-21

Municipal Revenue

Total Revenue	\$51,990,494
Property Tax Revenue	\$38,825,861
<i>per capita</i>	\$2,999
<i>per capita, as % of state avg.</i>	93%
Intergovernmental Revenue	\$12,090,886
Revenue to Expenditure Ratio	101%

Municipal Expenditure

Total Expenditure	\$51,289,685
Educational	\$36,629,730
Other	\$14,659,955

Grand List

Equalized Net Grand List	\$1,730,978,664
<i>per capita</i>	\$134,455
<i>per capita, as % of state avg.</i>	83%
Commercial/Industrial Share of Net Grand List	6%
Actual Mill Rate	33.14
Equalized Mill Rate	22.31

Municipal Debt


Moody's Rating (2023)	-
S&P Rating (2023)	AAA
Total Indebtedness	\$46,088,255
<i>per capita</i>	\$3,580
<i>per capita, as % of state avg.</i>	131%
<i>as percent of expenditures</i>	90%
Annual Debt Service	\$4,542,309
<i>as % of expenditures</i>	9%

Access


ACS, 2017–2021

	East Hampton	State
Mean Commute Time *	31 min	26 min

No Access to a Car



No Internet Access



Commute Mode

Public Transport	0%
Walking or Cycling	1%
Driving	82%
Working From Home *	6%

Public Transit

CT <i>transit</i> Service	-
Other Public Bus Operations	Middletown Transit District (MAT)
Train Service	-

* 5 year estimates include pre-pandemic data



Search AdvanceCT's **SiteFinder**, Connecticut's most comprehensive online database of available commercial properties.
advancect.org/site-selection/ct-sitefinder

About Town Profiles

The Connecticut Town Profiles are two-page reports of demographic and economic information for each of Connecticut's 169 municipalities. Reports for data are available from profiles.ctdata.org

Feedback is welcome, and should be directed to info@ctdata.org

These Profiles can be used free of charge by external organizations, as long as *AdvanceCT* and *CTData Collaborative* are cited. No representation or warranties, expressed or implied, are given regarding the accuracy of this information.