

Fairfield, Connecticut

General

ACS, 2017–2021	Fairfield	State
Current Population	61,737	3,605,330
Land Area <i>mi</i> ²	30	4,842
Population Density <i>people per mi</i> ²	2,065	745
Number of Households	21,086	1,397,324
Median Age	40	41
Median Household Income	\$149,641	\$83,572
Poverty Rate	6%	10%

Economy

Top Industries

Lightcast, 2021 (2 and 3 digit NAICS)	Jobs	Share of Industry
1 Health Care and Social Assistance <i>Ambulatory Health Care Services</i>	4,619	58%
2 Educational Services <i>Educational Services</i>	4,206	100%
3 Retail Trade <i>Motor Vehicle and Parts Dealers</i>	3,290	22%
4 Accommodation and Food Services <i>Food Services and Drinking Places</i>	2,771	97%
6 Admin, Support, Waste Mgmt., Remediation <i>Administrative and Support Services</i>	1,642	91%
Total Jobs, All Industries	23,325	

SOTS Business Registrations

Secretary of the State, August 2023

New Business Registrations by Year

Year	2018	2019	2020	2021	2022
Total	707	732	712	923	863

Total Active Businesses 8,479

Key Employers

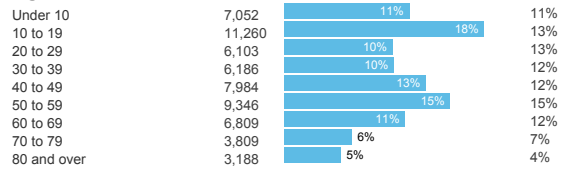
Data from Municipalities, 2023

- 1 Bigelow Tea
- 2 Fairfield University
- 3 Sacred Heart University
- 4 Carolton Chronic-Convalescent
- 5 RBC-Heim Bearings

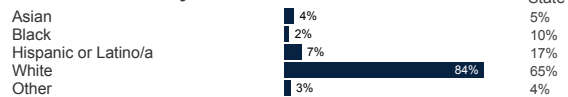
Demographics

ACS, 2017–2021

Age Distribution



Race and Ethnicity

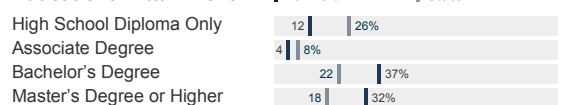


Hispanic includes those of any race. Remaining racial groups include only non-hispanic. 'Other' includes American Indian, Alaska Native, Native Hawaiian, Pacific Islander, two or more races.

Language Spoken at Home



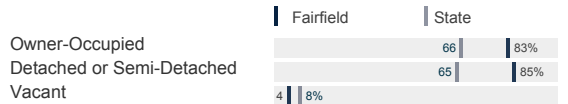
Educational Attainment



Housing

ACS, 2017–2021

	Fairfield	State
Median Home Value	\$627,100	\$286,700
Median Rent	\$1,977	\$1,260
Housing Units	22,075	1,527,039



Schools

CT Department of Education, 2022-23

School Districts

	Available Grades	Total Enrollment	Pre-K Enrollment	4-Year Grad Rate (2021-22)
Fairfield School District	PK-12	9,379	148	96%
Statewide	-	513,513	19,014	89%

Smarter Balanced Assessments

Met or Exceeded Expectations, 2021-22

	Math	ELA
Fairfield School District	66%	72%
Statewide	42%	48%

Fairfield, Connecticut

Labor Force

CT Department of Labor, 2022

	Fairfield	State
Employed	29,018	1,851,993
Unemployed	1,151	80,470

Unemployment Rate



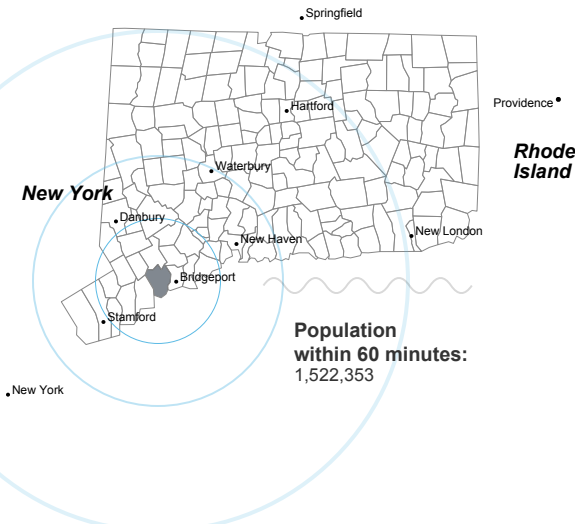
Self-Employment Rate*



*ACS, 2017–2021

Catchment Areas of 15mi, 30mi, and 60mi

Massachusetts



Population within 60 minutes: 1,522,353

Access

ACS, 2017–2021

	Fairfield	State
Mean Commute Time *	36 min	26 min

No Access to a Car



No Internet Access



Commute Mode


Public Transport



Walking or Cycling



Driving



Working From Home *



Public Transit

CT transit Service

-

Other Public Bus Operations

Greater Bridgeport Transit Authority

Train Service

Metro-North

* 5 year estimates include pre-pandemic data

Fiscal Indicators

CT Office of Policy and Management, State FY 2020-21

Municipal Revenue

Total Revenue	\$350,563,000
Property Tax Revenue	\$298,261,000
per capita	\$4,776
per capita, as % of state avg.	149%
Intergovernmental Revenue	\$32,626,000
Revenue to Expenditure Ratio	103%

Municipal Expenditure

Total Expenditure	\$340,553,000
Educational	\$212,687,000
Other	\$127,866,000

Grand List

Equalized Net Grand List	\$16,488,524,937
per capita	\$266,163
per capita, as % of state avg.	164%
Commercial/Industrial Share of Net Grand List	12%
Actual Mill Rate	26.79
Equalized Mill Rate	17.95

Municipal Debt

Moody's Rating (2023)	Aaa
S&P Rating (2023)	AAA
Total Indebtedness	\$183,682,000
per capita	\$2,965
per capita, as % of state avg.	109%
as percent of expenditures	54%
Annual Debt Service	\$26,002,000
as % of expenditures	8%



Search AdvanceCT's **SiteFinder**, Connecticut's most comprehensive online database of available commercial properties. advancect.org/site-selection/ct-sitefinder

About Town Profiles

The Connecticut Town Profiles are two-page reports of demographic and economic information for each of Connecticut's 169 municipalities. Reports for data are available from profiles.ctdata.org

Feedback is welcome, and should be directed to info@ctdata.org

These Profiles can be used free of charge by external organizations, as long as *AdvanceCT* and *CTData Collaborative* are cited. No representation or warranties, expressed or implied, are given regarding the accuracy of this information.