

# New Britain, Connecticut

## General

ACS, 2017–2021	New Britain	State
Current Population	74,022	3,605,330
Land Area <i>mi</i> <sup>2</sup>	13	4,842
Population Density <i>people per mi</i> <sup>2</sup>	5,524	745
Number of Households	28,261	1,397,324
Median Age	33	41
Median Household Income	\$50,379	\$83,572
Poverty Rate	21%	10%

## Economy

### Top Industries

Lightcast, 2021 (2 and 3 digit NAICS)	Jobs	Share of Industry
1 Government	9,159	
State Government		52%
2 Health Care and Social Assistance	4,265	
Hospitals		40%
3 Finance and Insurance	3,161	
Insurance Carriers and Related Activities		87%
4 Manufacturing	2,832	
Fabricated Metal Product Manufacturing		64%
6 Retail Trade	2,240	
Food and Beverage Stores		29%
Total Jobs, All Industries	32,313	

### SOTS Business Registrations

Secretary of the State, August 2023

#### New Business Registrations by Year

Year	2018	2019	2020	2021	2022
Total	399	416	554	756	800

Total Active Businesses 4,843

### Key Employers

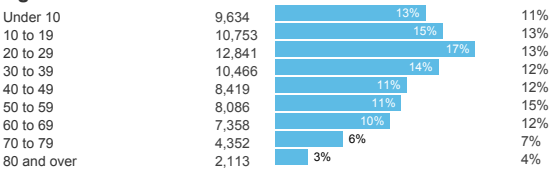
Data from Municipalities, 2023

- Hospital of Central Connecticut (HoCC)
- Central Connecticut State University (CCSU)
- Stanley Black & Decker
- Polamer Precision
- Rich's Foods

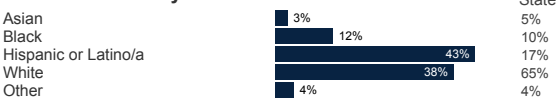
## Demographics

ACS, 2017–2021

### Age Distribution



### Race and Ethnicity

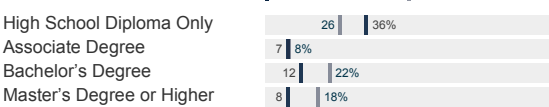


Hispanic includes those of any race. Remaining racial groups include only non-hispanic. 'Other' includes American Indian, Alaska Native, Native Hawaiian, Pacific Islander, two or more races.

### Language Spoken at Home



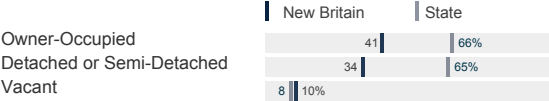
### Educational Attainment



## Housing

ACS, 2017–2021

	New Britain	State
Median Home Value	\$166,100	\$286,700
Median Rent	\$1,051	\$1,260
Housing Units	31,466	1,527,039



## Schools

CT Department of Education, 2022-23

### School Districts

	Available Grades	Total Enrollment	Pre-K Enrollment	4-Year Grad Rate (2021-22)
New Britain School District	PK-12	9,717	327	77%
Statewide	-	513,513	19,014	89%

### Smarter Balanced Assessments

Met or Exceeded Expectations, 2021-22

	Math	ELA
New Britain School District	8%	16%
Statewide	42%	48%

# New Britain, Connecticut

## Labor Force

CT Department of Labor, 2022

	New Britain	State
Employed	34,976	1,851,993
Unemployed	2,109	80,470

Unemployment Rate

Self-Employment Rate\*

\*ACS, 2017–2021



## Catchment Areas of 15mi, 30mi, and 60mi

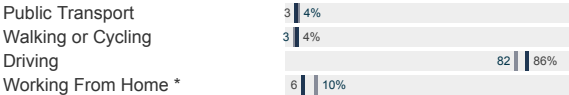


## Access

ACS, 2017–2021

	New Britain	State
Mean Commute Time *	21 min	26 min
No Access to a Car	8   16%	
No Internet Access	9   18%	

## Commute Mode



## Public Transit

CT <i>transit</i> Service	Local, Express, CTfastrak
Other Public Bus Operations	-
Train Service	-

\* 5 year estimates include pre-pandemic data

## Fiscal Indicators

CT Office of Policy and Management, State FY 2020-21

### Municipal Revenue

Total Revenue	\$258,708,000
Property Tax Revenue	\$137,817,000
per capita	\$1,830
per capita, as % of state avg.	57%
Intergovernmental Revenue	\$110,999,000
Revenue to Expenditure Ratio	100%

### Municipal Expenditure

Total Expenditure	\$258,052,000
Educational	\$148,705,000
Other	\$109,347,000

### Grand List

Equalized Net Grand List	\$4,450,468,320
per capita	\$60,271
per capita, as % of state avg.	37%
Commercial/Industrial Share of Net Grand List	17%
Actual Mill Rate	45.00
Equalized Mill Rate	30.36

### Municipal Debt

Moody's Rating (2023)	Baa2
S&P Rating (2023)	A
Total Indebtedness	\$292,380,000
per capita	\$3,960
per capita, as % of state avg.	145%
as percent of expenditures	113%
Annual Debt Service as % of expenditures	\$22,495,000 / 9%



Search AdvanceCT's **SiteFinder**, Connecticut's most comprehensive online database of available commercial properties.  
[advancect.org/site-selection/ct-sitefinder](https://advancect.org/site-selection/ct-sitefinder)

## About Town Profiles

The Connecticut Town Profiles are two-page reports of demographic and economic information for each of Connecticut's 169 municipalities. Reports for data are available from [profiles.ctdata.org](https://profiles.ctdata.org)

Feedback is welcome, and should be directed to [info@ctdata.org](mailto:info@ctdata.org)

These Profiles can be used free of charge by external organizations, as long as *AdvanceCT* and *CTData Collaborative* are cited. No representation or warranties, expressed or implied, are given regarding the accuracy of this information.