

New Canaan, Connecticut

General

ACS, 2017–2021	New Canaan	State
Current Population	20,574	3,605,330
Land Area <i>mi</i> ²	22	4,842
Population Density <i>people per mi</i> ²	927	745
Number of Households	6,917	1,397,324
Median Age	42	41
Median Household Income	\$214,977	\$83,572
Poverty Rate	3%	10%

Economy

Top Industries

Lightcast, 2021 (2 and 3 digit NAICS)	Jobs	Share of Industry
1 Government	1,338	
Local Government		78%
2 Health Care and Social Assistance	1,289	
Hospitals		87%
3 Retail Trade	819	
Food and Beverage Stores		38%
4 Other Services (ex. Public Admin.)	806	
Private Households		44%
5 Finance and Insurance	642	
Securities, Commodity Contracts, Other Fin. Activities		65%
Total Jobs, All Industries	6,875	

SOTS Business Registrations

Secretary of the State, August 2023

New Business Registrations by Year

Year	2018	2019	2020	2021	2022
Total	264	275	240	304	267

Total Active Businesses 3,168

Key Employers

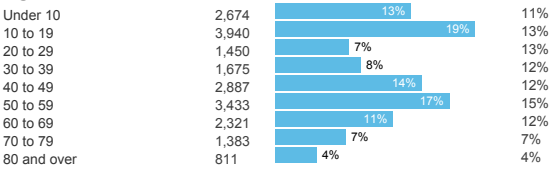
Data from Municipalities, 2023

- Waveny Lifecare Network
- Silver Hill Hospital
- Country Club of New Canaan
- New Canaan Country School
- Hobbs Inc

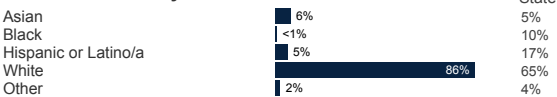
Demographics

ACS, 2017–2021

Age Distribution



Race and Ethnicity

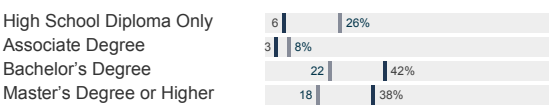


Hispanic includes those of any race. Remaining racial groups include only non-hispanic. 'Other' includes American Indian, Alaska Native, Native Hawaiian, Pacific Islander, two or more races.

Language Spoken at Home



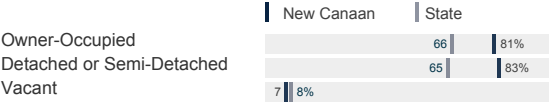
Educational Attainment



Housing

ACS, 2017–2021

	New Canaan	State
Median Home Value	\$1,264,400	\$286,700
Median Rent	\$2,477	\$1,260
Housing Units	7,434	1,527,039



Schools

CT Department of Education, 2022-23

School Districts

	Available Grades	Total Enrollment	Pre-K Enrollment	4-Year Grad Rate (2021-22)
New Canaan School District	PK-12	4,168	49	99%
Statewide	-	513,513	19,014	89%

Smarter Balanced Assessments

Met or Exceeded Expectations, 2021-22

	Math	ELA
New Canaan School District	82%	84%
Statewide	42%	48%

New Canaan, Connecticut

Labor Force

CT Department of Labor, 2022

	New Canaan	State
Employed	8,188	1,851,993
Unemployed	310	80,470

Unemployment Rate

Self-Employment Rate*

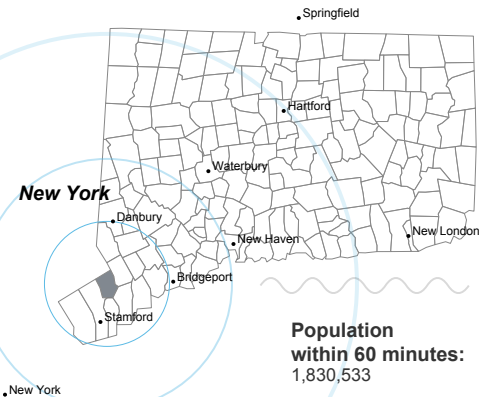
*ACS, 2017–2021



Catchment Areas of 15mi, 30mi, and 60mi

Massachusetts

Rhode Island



Population
within 60 minutes:
1,830,533

Access

ACS, 2017–2021

	New Canaan	State
Mean Commute Time *	37 min	26 min
No Access to a Car	2 8%	
No Internet Access	2 9%	

Commute Mode

Public Transport	4 16%
Walking or Cycling	3 4%
Driving	57 82%
Working From Home *	10 22%

Public Transit

CT transit Service	-
Other Public Bus Operations	-
Train Service	Metro-North

* 5 year estimates include pre-pandemic data

Fiscal Indicators

CT Office of Policy and Management, State FY 2020-21

Municipal Revenue

Total Revenue	\$162,486,342
Property Tax Revenue	\$141,063,958
per capita	\$6,794
per capita, as % of state avg.	212%
Intergovernmental Revenue	\$14,649,153
Revenue to Expenditure Ratio	98%

Municipal Expenditure

Total Expenditure	\$165,480,754
Educational	\$105,742,176
Other	\$59,738,578

Grand List

Equalized Net Grand List	\$10,430,282,373
per capita	\$503,101
per capita, as % of state avg.	310%
Commercial/Industrial Share of Net Grand List	5%
Actual Mill Rate	18.16
Equalized Mill Rate	13.50

Municipal Debt

Moody's Rating (2023)	Aaa
S&P Rating (2023)	-
Total Indebtedness	\$99,139,265
per capita	\$4,782
per capita, as % of state avg.	175%
as percent of expenditures	60%
Annual Debt Service	\$17,254,960
as % of expenditures	10%



Search AdvanceCT's **SiteFinder**, Connecticut's most comprehensive online database of available commercial properties.
advancect.org/site-selection/ct-sitefinder

About Town Profiles

The Connecticut Town Profiles are two-page reports of demographic and economic information for each of Connecticut's 169 municipalities. Reports for data are available from profiles.ctdata.org

Feedback is welcome, and should be directed to info@ctdata.org

These Profiles can be used free of charge by external organizations, as long as *AdvanceCT* and *CTData Collaborative* are cited. No representation or warranties, expressed or implied, are given regarding the accuracy of this information.