

# Oxford, Connecticut

## General

ACS, 2017–2021	Oxford	State
Current Population	12,744	3,605,330
Land Area <i>mi</i> <sup>2</sup>	33	4,842
Population Density <i>people per mi</i> <sup>2</sup>	389	745
Number of Households	4,781	1,397,324
Median Age	47	41
Median Household Income	\$116,431	\$83,572
Poverty Rate	2%	10%

## Economy

### Top Industries

Lightcast, 2021 (2 and 3 digit NAICS)	Jobs	Share of Industry
1 Manufacturing	772	
<i>Miscellaneous Manufacturing</i>		37%
2 Government	633	
<i>Local Government</i>		53%
3 Health Care and Social Assistance	465	
<i>Ambulatory Health Care Services</i>		49%
4 Construction	465	
<i>Specialty Trade Contractors</i>		59%
5 Retail Trade	387	
<i>Building Material, Garden Equipment, Supplies Dealers</i>		28%
Total Jobs, All Industries	4,253	

### SOTS Business Registrations

Secretary of the State, August 2023

#### New Business Registrations by Year

Year	2018	2019	2020	2021	2022
Total	105	70	125	115	131

Total Active Businesses 1,315

### Key Employers

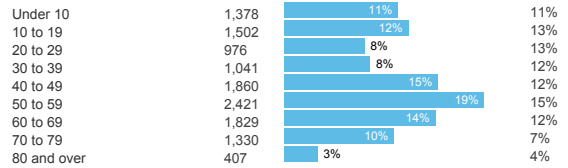
Data from Municipalities, 2023

- 1 RBC Bearings Inc
- 2 PTA Plastics
- 3 Roller Bearing
- 4 Atlantic Aviation
- 5 Macton

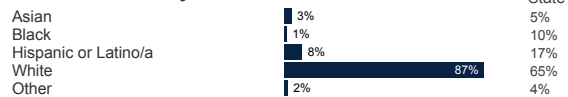
## Demographics

ACS, 2017–2021

### Age Distribution



### Race and Ethnicity

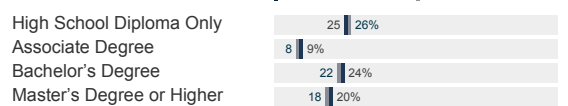


*Hispanic includes those of any race. Remaining racial groups include only non-hispanic. 'Other' includes American Indian, Alaska Native, Native Hawaiian, Pacific Islander, two or more races.*

### Language Spoken at Home



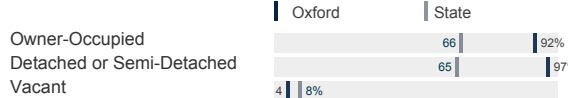
### Educational Attainment



## Housing

ACS, 2017–2021

	Oxford	State
Median Home Value	\$380,400	\$286,700
Median Rent	\$1,122	\$1,260
Housing Units	4,995	1,527,039



## Schools

CT Department of Education, 2022-23

### School Districts

	Available Grades	Total Enrollment	Pre-K Enrollment	4-Year Grad Rate (2021-22)
Oxford School District	PK-12	1,717	26	94%
Statewide	-	513,513	19,014	89%

### Smarter Balanced Assessments

Met or Exceeded Expectations, 2021-22

	Math	ELA
Oxford School District	48%	61%
Statewide	42%	48%

# Oxford, Connecticut

## Labor Force

CT Department of Labor, 2022

	Oxford	State
Employed	7,191	1,851,993
Unemployed	280	80,470

Unemployment Rate

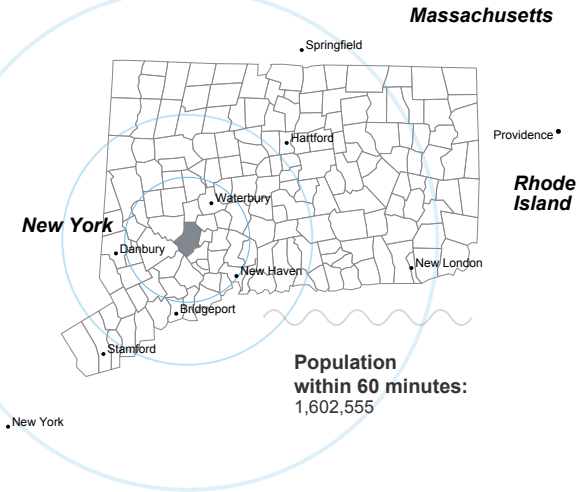


Self-Employment Rate\*



\*ACS, 2017–2021

## Catchment Areas of 15mi, 30mi, and 60mi



**Population within 60 minutes:**  
1,602,555

## Access

ACS, 2017–2021

	Oxford	State
Mean Commute Time *	30 min	26 min

Mean Commute Time \*

No Access to a Car



No Internet Access



## Commute Mode

Public Transport



Walking or Cycling



Driving



Working From Home \*



## Public Transit

CT transit Service

-

Other Public Bus Operations

-

Train Service

-

\* 5 year estimates include pre-pandemic data

## Fiscal Indicators

CT Office of Policy and Management, State FY 2020-21

### Municipal Revenue

Total Revenue	\$55,281,710
Property Tax Revenue	\$40,704,767
per capita	\$2,983
per capita, as % of state avg.	93%
Intergovernmental Revenue	\$9,475,366
Revenue to Expenditure Ratio	105%

### Municipal Expenditure

Total Expenditure	\$52,462,762
Educational	\$36,168,392
Other	\$16,294,370

### Grand List

Equalized Net Grand List	\$2,426,456,708
per capita	\$190,042
per capita, as % of state avg.	117%
Commercial/Industrial Share of Net Grand List	12%
Actual Mill Rate	23.84
Equalized Mill Rate	15.70

### Municipal Debt

Moody's Rating (2023)	Aa2
S&P Rating (2023)	AA
Total Indebtedness	\$47,736,980
per capita	\$3,739
per capita, as % of state avg.	137%
as percent of expenditures	91%
Annual Debt Service	\$3,502,219
as % of expenditures	7%



Search AdvanceCT's **SiteFinder**, Connecticut's most comprehensive online database of available commercial properties. [advancect.org/site-selection/ct-sitefinder](https://advancect.org/site-selection/ct-sitefinder)

## About Town Profiles

The Connecticut Town Profiles are two-page reports of demographic and economic information for each of Connecticut's 169 municipalities. Reports for data are available from [profiles.ctdata.org](https://profiles.ctdata.org)

Feedback is welcome, and should be directed to [info@ctdata.org](mailto:info@ctdata.org)

These Profiles can be used free of charge by external organizations, as long as *AdvanceCT* and *CTData Collaborative* are cited. No representation or warranties, expressed or implied, are given regarding the accuracy of this information.