

Roxbury, Connecticut

General

ACS, 2017–2021	Roxbury	State
Current Population	2,104	3,605,330
Land Area <i>mi</i> ²	26	4,842
Population Density <i>people per mi</i> ²	80	745
Number of Households	944	1,397,324
Median Age	53	41
Median Household Income	\$107,328	\$83,572
Poverty Rate	4%	10%

Economy

Top Industries

Lightcast, 2021 (2 and 3 digit NAICS)	Jobs	Share of Industry
1 Construction <i>Specialty Trade Contractors</i>	112	51%
2 Government <i>Local Government</i>	109	68%
3 Admin, Support, Waste Mgmt., Remediation <i>Administrative and Support Services</i>	96	93%
4 Other Services (ex. Public Admin.) <i>Private Households</i>	52	66%
5 Professional, Scientific, Technical Services <i>Professional, Scientific, Technical Services</i>	42	100%
Total Jobs, All Industries	494	

SOTS Business Registrations

Secretary of the State, August 2023

New Business Registrations by Year

Year	2018	2019	2020	2021	2022
Total	23	28	24	34	23

Total Active Businesses 314

Key Employers

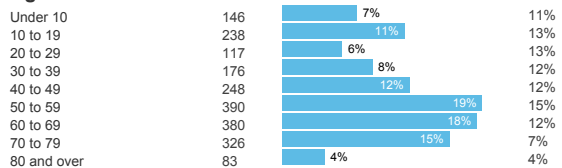
Data from Municipalities, 2023

- Rrr Maintenance LLC
- Wragg Well Drilling
- Roxbury Market
- P & H Asphalt Svc LLC
- Munson Colonial Builders

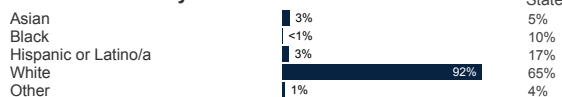
Demographics

ACS, 2017–2021

Age Distribution



Race and Ethnicity

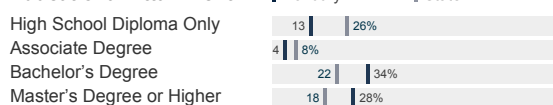


Hispanic includes those of any race. Remaining racial groups include only non-hispanic. 'Other' includes American Indian, Alaska Native, Native Hawaiian, Pacific Islander, two or more races.

Language Spoken at Home



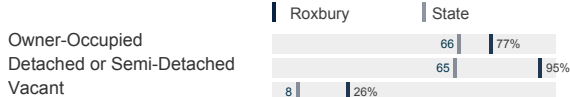
Educational Attainment



Housing

ACS, 2017–2021

	Roxbury	State
Median Home Value	\$603,900	\$286,700
Median Rent	\$1,726	\$1,260
Housing Units	1,282	1,527,039



Schools

CT Department of Education, 2022-23

School Districts

School District	Available Grades	Total Enrollment	Pre-K Enrollment	4-Year Grad Rate (2021-22)
Regional School District 12	PK-12	804	43	100%
Statewide	-	513,513	19,014	89%

Smarter Balanced Assessments

Met or Exceeded Expectations, 2021-22

Assessment	Math	ELA
Regional School District 12	70%	81%
Statewide	42%	48%

Roxbury, Connecticut

Labor Force

CT Department of Labor, 2022

	Roxbury	State
Employed	1,345	1,851,993
Unemployed	35	80,470

Unemployment Rate

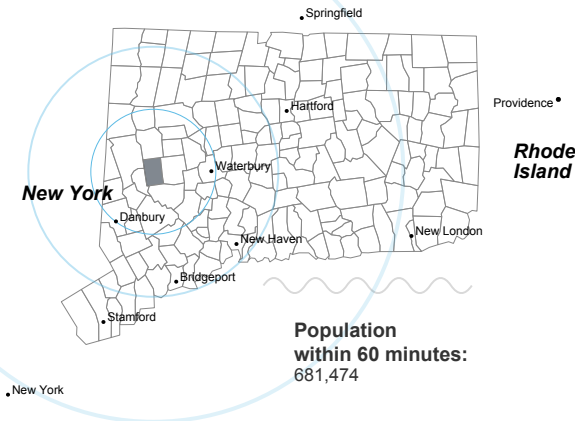
Self-Employment Rate*

*ACS, 2017–2021



Catchment Areas of 15mi, 30mi, and 60mi

Massachusetts



Population within 60 minutes: 681,474

Access

ACS, 2017–2021

	Roxbury	State
Mean Commute Time *	36 min	26 min
No Access to a Car	2%	8%
No Internet Access	6%	9%

Commute Mode

Public Transport	1%	4%
Walking or Cycling	3%	3%
Driving	73%	82%
Working From Home *	10%	18%

Public Transit

CT <i>transit</i> Service	-
Other Public Bus Operations	-
Train Service	-

* 5 year estimates include pre-pandemic data

Fiscal Indicators

CT Office of Policy and Management, State FY 2020-21

Municipal Revenue

Total Revenue	\$11,671,481
Property Tax Revenue	\$10,706,167
per capita	\$4,662
per capita, as % of state avg.	145%
Intergovernmental Revenue	\$100,792
Revenue to Expenditure Ratio	121%

Municipal Expenditure

Total Expenditure	\$9,666,281
Educational	\$6,684,247
Other	\$2,982,034

Grand List

Equalized Net Grand List	\$958,479,107
per capita	\$422,424
per capita, as % of state avg.	260%
Commercial/Industrial Share of Net Grand List	1%
Actual Mill Rate	15.80
Equalized Mill Rate	11.04

Municipal Debt

Moody's Rating (2023)	-
S&P Rating (2023)	-
Total Indebtedness	\$4,646,510
per capita	\$2,048
per capita, as % of state avg.	75%
as percent of expenditures	48%
Annual Debt Service	\$0
as % of expenditures	0%



Search AdvanceCT's **SiteFinder**, Connecticut's most comprehensive online database of available commercial properties. advancect.org/site-selection/ct-sitefinder

About Town Profiles

The Connecticut Town Profiles are two-page reports of demographic and economic information for each of Connecticut's 169 municipalities. Reports for data are available from profiles.ctdata.org

Feedback is welcome, and should be directed to info@ctdata.org

These Profiles can be used free of charge by external organizations, as long as *AdvanceCT* and *CTData Collaborative* are cited. No representation or warranties, expressed or implied, are given regarding the accuracy of this information.