

# Canterbury, Connecticut

## General

	Canterbury	State
ACS, 2018–2022		
Current Population	5,067	3,611,317
Land Area <i>mi</i> <sup>2</sup>	40	4,842
Population Density <i>people per mi</i> <sup>2</sup>	127	746
Number of Households	2,308	1,409,807
Median Age	48	41
Median Household Income	\$96,121	\$90,213
Poverty Rate	5%	10%

## Economy

### Top Industries

Lightcast, 2022 (2 and 3 digit NAICS)	Jobs	Share of Industry
1 Government	636	
Local Government		58%
2 Construction	110	
Specialty Trade Contractors		96%
3 Retail Trade	103	
Food and Beverage Stores		51%
4 Agriculture, Forestry & Hunting	88	
Animal Production and Aquaculture		63%
5 Accommodation and Food Services	76	
Food Services and Drinking Places		100%
Total Jobs, All Industries	1,259	

### SOTS Business Registrations

Secretary of the State, March 2024

#### New Business Registrations by Year

Year	2019	2020	2021	2022	2023
Total	36	42	32	25	48

Total Active Businesses 282

### Key Employers

Data from Municipalities, 2024

- Canterbury Board of Education and the Town of Canterbury
- Better Val U Supermarket
- Hart's Greenhouse & Florist
- Ed's Garage
- Rawson Materials

## Schools

CT Department of Education, 2023-24

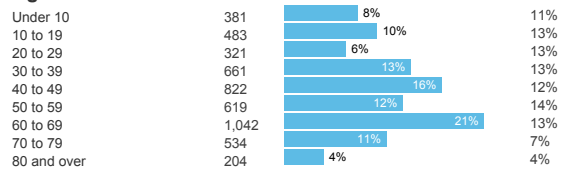
### School Districts

	Available Grades	Total Enrollment	Pre-K Enrollment	4-Year Grad Rate (2021-22)
Canterbury School District	PK-8	486	45	
Statewide	-	512,652	19,530	89%

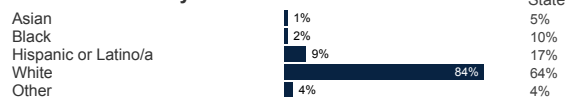
## Demographics

ACS, 2018–2022

### Age Distribution



### Race and Ethnicity

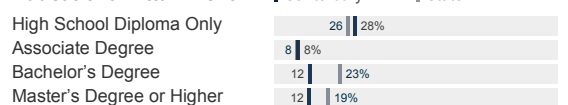


*Hispanic includes those of any race. Remaining racial groups include only non-hispanic. 'Other' includes American Indian, Alaska Native, Native Hawaiian, Pacific Islander, two or more races.*

### Language Spoken at Home



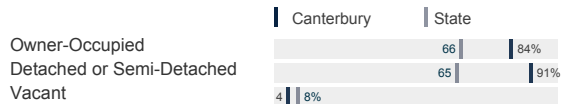
### Educational Attainment



## Housing

ACS, 2018–2022

	Canterbury	State
Median Home Value	\$277,200	\$323,700
Median Rent	\$711	\$1,374
Housing Units	2,413	1,531,332



# Canterbury, Connecticut

## Labor Force


CT Department of Labor, 2023

	Canterbury	State
Employed	2,754	1,822,090
Unemployed	98	71,113

Unemployment Rate



Self-Employment Rate\*



\*ACS, 2018–2022

## Catchment Areas of 15mi, 30mi, and 60mi



## Fiscal Indicators

CT Office of Policy and Management, State FY 2020-21

### Municipal Revenue

Total Revenue	\$16,025,423
Property Tax Revenue	\$10,006,944
<i>per capita</i>	\$1,962
<i>per capita, as % of state avg.</i>	61%
Intergovernmental Revenue	\$5,515,648
Revenue to Expenditure Ratio	106%

### Municipal Expenditure

Total Expenditure	\$15,106,638
Educational	\$12,562,792
Other	\$2,543,846

### Grand List

Equalized Net Grand List	\$614,712,895
<i>per capita</i>	\$121,485
<i>per capita, as % of state avg.</i>	75%
Commercial/Industrial Share of Net Grand List	5%
Actual Mill Rate	26.40
Equalized Mill Rate	16.15

### Municipal Debt


Moody's Rating (2023)	-
S&P Rating (2023)	-
Total Indebtedness	\$645,709
<i>per capita</i>	\$128
<i>per capita, as % of state avg.</i>	5%
<i>as percent of expenditures</i>	4%
Annual Debt Service	\$568,491
<i>as % of expenditures</i>	4%

## Access


ACS, 2018–2022

	Canterbury	State
Mean Commute Time *	33 min	26 min

No Access to a Car



No Internet Access



## Commute Mode

Public Transport	0%
Walking or Cycling	2%
Driving	80%
Working From Home *	10%

## Public Transit

CT <i>transit</i> Service	-
Other Public Bus Operations	Northeastern Connecticut Transit District
Train Service	-

\* 5 year estimates include pre-pandemic data



Search AdvanceCT's **SiteFinder**, Connecticut's most comprehensive online database of available commercial properties. [advancect.org/site-selection/ct-sitefinder](https://advancect.org/site-selection/ct-sitefinder)

## About Town Profiles

The Connecticut Town Profiles are two-page reports of demographic and economic information for each of Connecticut's 169 municipalities. Reports for data are available from [profiles.ctdata.org](https://profiles.ctdata.org)

Feedback is welcome, and should be directed to [info@ctdata.org](mailto:info@ctdata.org)

These Profiles can be used free of charge by external organizations, as long as *AdvanceCT* and *CTData Collaborative* are cited. No representation or warranties, expressed or implied, are given regarding the accuracy of this information.