

# Ledyard, Connecticut

## General

ACS, 2018–2022	Ledyard	State
Current Population	15,394	3,611,317
Land Area <i>mi</i> <sup>2</sup>	38	4,842
Population Density <i>people per mi</i> <sup>2</sup>	403	746
Number of Households	5,567	1,409,807
Median Age	38	41
Median Household Income	\$94,509	\$90,213
Poverty Rate	7%	10%

## Economy

### Top Industries

Lightcast, 2022 (2 and 3 digit NAICS)	Jobs	Share of Industry
1 Government	1,199	
Local Government		49%
2 Retail Trade	798	
General Merchandise Retailers		42%
3 Accommodation and Food Services	527	
Food Services and Drinking Places		76%
4 Health Care and Social Assistance	494	
Ambulatory Health Care Services		45%
5 Admin and Support and Waste Mgt	299	
Administrative and Support Services		94%
Total Jobs, All Industries	4,642	

### SOTS Business Registrations

Secretary of the State, March 2024

#### New Business Registrations by Year

Year	2019	2020	2021	2022	2023
Total	54	65	93	98	97

Total Active Businesses 694

### Key Employers

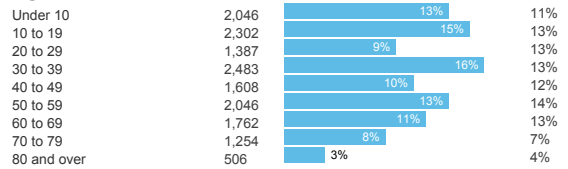
Data from Municipalities, 2024

- 1 Foxwoods Resort Casino
- 2 Prides Corner Farms Inc.
- 3 Job Lot Plaza
- 4 Village Market
- 5 CVS

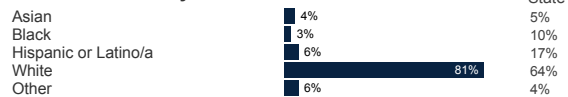
## Demographics

ACS, 2018–2022

### Age Distribution



### Race and Ethnicity

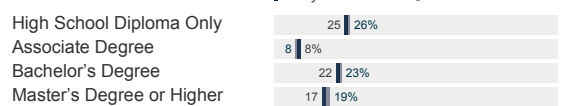


*Hispanic includes those of any race. Remaining racial groups include only non-hispanic. 'Other' includes American Indian, Alaska Native, Native Hawaiian, Pacific Islander, two or more races.*

### Language Spoken at Home



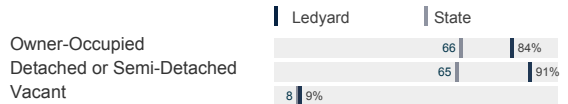
### Educational Attainment



## Housing

ACS, 2018–2022

	Ledyard	State
Median Home Value	\$275,500	\$323,700
Median Rent	\$1,412	\$1,374
Housing Units	6,085	1,531,332



## Schools

CT Department of Education, 2023-24

### School Districts

	Available Grades	Total Enrollment	Pre-K Enrollment	4-Year Grad Rate (2021-22)
Ledyard School District	PK-12	2,445	96	95%
Statewide	-	512,652	19,530	89%

### Smarter Balanced Assessments

Met or Exceeded Expectations, 2022-23

	Math	ELA
Ledyard School District	41%	45%
Statewide	42%	48%

# Ledyard, Connecticut

## Labor Force

CT Department of Labor, 2023

	Ledyard	State
Employed	7,481	1,822,090
Unemployed	234	71,113

Unemployment Rate



Self-Employment Rate\*



\*ACS, 2018–2022

## Catchment Areas of 15mi, 30mi, and 60mi



## Fiscal Indicators

CT Office of Policy and Management, State FY 2020-21

### Municipal Revenue

Total Revenue	\$63,935,073
Property Tax Revenue	\$39,445,437
<i>per capita</i>	\$2,544
<i>per capita, as % of state avg.</i>	79%
Intergovernmental Revenue	\$21,000,821
Revenue to Expenditure Ratio	103%

### Municipal Expenditure

Total Expenditure	\$62,318,555
Educational	\$37,903,144
Other	\$24,415,411

### Grand List

Equalized Net Grand List	\$1,709,335,985
<i>per capita</i>	\$111,459
<i>per capita, as % of state avg.</i>	69%
Commercial/Industrial Share of Net Grand List	5%
Actual Mill Rate	34.97
Equalized Mill Rate	22.83

### Municipal Debt


Moody's Rating (2023)	-
S&P Rating (2023)	AA
Total Indebtedness	\$34,713,322
<i>per capita</i>	\$2,264
<i>per capita, as % of state avg.</i>	83%
<i>as percent of expenditures</i>	56%
Annual Debt Service	\$4,172,901
<i>as % of expenditures</i>	7%

## Access

ACS, 2018–2022

	Ledyard	State
Mean Commute Time *	23 min	26 min

No Access to a Car



No Internet Access



## Commute Mode

Public Transport	4%
Walking or Cycling	3%
Driving	80%
Working From Home *	13%

## Public Transit

CT <i>transit</i> Service	-
Other Public Bus Operations	Southeast Area Transit District (SEAT)
Train Service	-

\* 5 year estimates include pre-pandemic data



Search AdvanceCT's **SiteFinder**, Connecticut's most comprehensive online database of available commercial properties.  
[advancect.org/site-selection/ct-sitefinder](http://advancect.org/site-selection/ct-sitefinder)

## About Town Profiles

The Connecticut Town Profiles are two-page reports of demographic and economic information for each of Connecticut's 169 municipalities. Reports for data are available from [profiles.ctdata.org](http://profiles.ctdata.org)

Feedback is welcome, and should be directed to [info@ctdata.org](mailto:info@ctdata.org)

These Profiles can be used free of charge by external organizations, as long as *AdvanceCT* and *CTData Collaborative* are cited. No representation or warranties, expressed or implied, are given regarding the accuracy of this information.