

# Oxford, Connecticut

## General

ACS, 2018–2022	Oxford	State
Current Population	12,801	3,611,317
Land Area <i>mi</i> <sup>2</sup>	33	4,842
Population Density <i>people per mi</i> <sup>2</sup>	391	746
Number of Households	4,856	1,409,807
Median Age	46	41
Median Household Income	\$123,000	\$90,213
Poverty Rate	2%	10%

## Economy

### Top Industries

Lightcast, 2022 (2 and 3 digit NAICS)	Jobs	Share of Industry
1 Manufacturing	929	
<i>Miscellaneous Mfg</i>		38%
2 Government	726	
<i>Local Government</i>		56%
3 Construction	612	
<i>Specialty Trade Contractors</i>		69%
4 Health Care and Social Assistance	503	
<i>Ambulatory Health Care Services</i>		47%
5 Professional, Scientific, and Tech Svc	446	
<i>Professional, Scientific, and Tech Svc</i>		100%
Total Jobs, All Industries	5,044	

### SOTS Business Registrations

Secretary of the State, March 2024

#### New Business Registrations by Year

Year	2019	2020	2021	2022	2023
Total	73	128	120	130	134

Total Active Businesses 1,271

### Key Employers

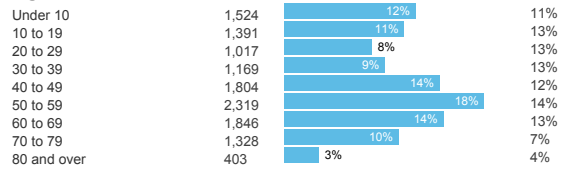
Data from Municipalities, 2024

- 1 RBC Bearings Inc
- 2 PTA Plastics
- 3 Stihl
- 4 Atlantic Aviation
- 5 Fermator

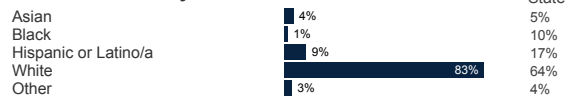
## Demographics

ACS, 2018–2022

### Age Distribution



### Race and Ethnicity

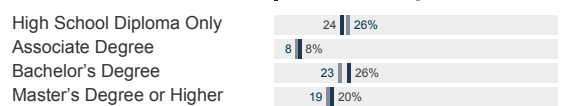


*Hispanic includes those of any race. Remaining racial groups include only non-hispanic. 'Other' includes American Indian, Alaska Native, Native Hawaiian, Pacific Islander, two or more races.*

### Language Spoken at Home



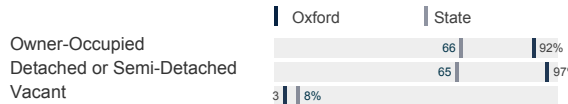
### Educational Attainment



## Housing

ACS, 2018–2022

	Oxford	State
Median Home Value	\$427,500	\$323,700
Median Rent	\$1,230	\$1,374
Housing Units	5,011	1,531,332



## Schools

CT Department of Education, 2023-24

### School Districts

	Available Grades	Total Enrollment	Pre-K Enrollment	4-Year Grad Rate (2021-22)
Oxford School District	PK-12	1,667	33	94%
Statewide	-	512,652	19,530	89%

### Smarter Balanced Assessments

Met or Exceeded Expectations, 2022-23

	Math	ELA
Oxford School District	50%	61%
Statewide	42%	48%

# Oxford, Connecticut

## Labor Force

CT Department of Labor, 2023

	Oxford	State
Employed	7,088	1,822,090
Unemployed	232	71,113

Unemployment Rate

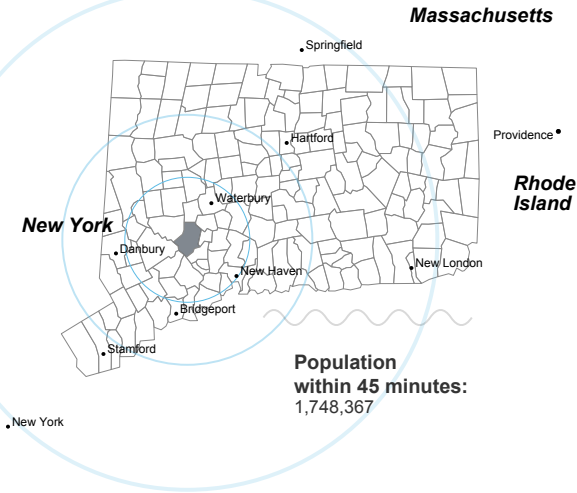


Self-Employment Rate\*



\*ACS, 2018–2022

## Catchment Areas of 15mi, 30mi, and 60mi



## Access

ACS, 2018–2022

	Oxford	State
Mean Commute Time *	29 min	26 min
No Access to a Car	4%	9%
No Internet Access	4%	8%

## Commute Mode

Public Transport	1%	4%
Walking or Cycling	0%	3%
Driving	80%	87%
Working From Home *	10%	13%

## Public Transit

CT <i>transit</i> Service	-
Other Public Bus Operations	-
Train Service	-

\* 5 year estimates include pre-pandemic data

## Fiscal Indicators

CT Office of Policy and Management, State FY 2020-21

### Municipal Revenue

Total Revenue	\$55,281,710
Property Tax Revenue	\$40,704,767
<i>per capita</i>	\$2,983
<i>per capita, as % of state avg.</i>	93%
Intergovernmental Revenue	\$9,475,366
Revenue to Expenditure Ratio	105%

### Municipal Expenditure

Total Expenditure	\$52,462,762
Educational	\$36,168,392
Other	\$16,294,370

### Grand List

Equalized Net Grand List	\$2,426,456,708
<i>per capita</i>	\$190,042
<i>per capita, as % of state avg.</i>	117%
Commercial/Industrial Share of Net Grand List	12%
Actual Mill Rate	23.84
Equalized Mill Rate	15.70

### Municipal Debt

Moody's Rating (2023)	Aa2
S&P Rating (2023)	AA
Total Indebtedness	\$47,736,980
<i>per capita</i>	\$3,739
<i>per capita, as % of state avg.</i>	137%
<i>as percent of expenditures</i>	91%
Annual Debt Service	\$3,502,219
<i>as % of expenditures</i>	7%



Search AdvanceCT's **SiteFinder**, Connecticut's most comprehensive online database of available commercial properties. [advancect.org/site-selection/ct-sitefinder](http://advancect.org/site-selection/ct-sitefinder)

## About Town Profiles

The Connecticut Town Profiles are two-page reports of demographic and economic information for each of Connecticut's 169 municipalities. Reports for data are available from [profiles.ctdata.org](http://profiles.ctdata.org)

Feedback is welcome, and should be directed to [info@ctdata.org](mailto:info@ctdata.org)

These Profiles can be used free of charge by external organizations, as long as *AdvanceCT* and *CTData Collaborative* are cited. No representation or warranties, expressed or implied, are given regarding the accuracy of this information.