

Woodbridge, Connecticut

General

	Woodbridge	State
ACS, 2018–2022		
Current Population	9,050	3,611,317
Land Area <i>mi</i> ²	19	4,842
Population Density <i>people per mi</i> ²	481	746
Number of Households	3,180	1,409,807
Median Age	46	41
Median Household Income	\$190,536	\$90,213
Poverty Rate	1%	10%

Economy

Top Industries

Lightcast, 2022 (2 and 3 digit NAICS)	Jobs	Share of Industry
1 Health Care and Social Assistance <i>Ambulatory Health Care Services</i>	1,437	52%
2 Government <i>Local Government</i>	1,275	66%
3 Other Services (except Public Admin) <i>Personal and Laundry Services</i>	564	34%
4 Admin and Support and Waste Mgt <i>Administrative and Support Services</i>	491	100%
6 Professional, Scientific, and Tech Svc <i>Professional, Scientific, and Tech Svc</i>	271	100%
Total Jobs, All Industries	5,049	

SOTS Business Registrations

Secretary of the State, March 2024

New Business Registrations by Year

Year	2019	2020	2021	2022	2023
Total	97	109	141	144	127

Total Active Businesses 1,303

Key Employers

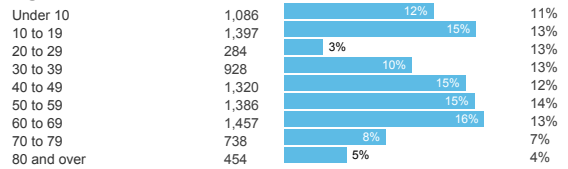
Data from Municipalities, 2024

- 1 Plastic Forming Co Inc
- 2 Northern Pipeline
- 3 Jewish Community Center
- 4 Advantage Cleaning LLC
- 5 Bailey Moore Glazer Schaefer

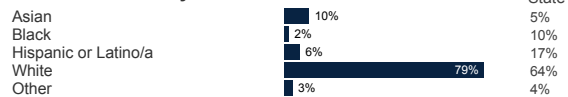
Demographics

ACS, 2018–2022

Age Distribution



Race and Ethnicity

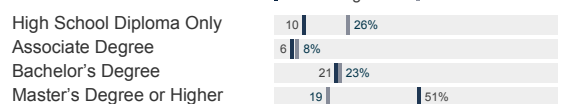


Hispanic includes those of any race. Remaining racial groups include only non-hispanic. 'Other' includes American Indian, Alaska Native, Native Hawaiian, Pacific Islander, two or more races.

Language Spoken at Home



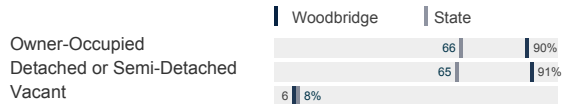
Educational Attainment



Housing

ACS, 2018–2022

	Woodbridge	State
Median Home Value	\$506,400	\$323,700
Median Rent	\$1,812	\$1,374
Housing Units	3,399	1,531,332



Schools

CT Department of Education, 2023-24

School Districts

	Available Grades	Total Enrollment	Pre-K Enrollment	4-Year Grad Rate (2021-22)
Regional School District 05	7-12	2,112	0	97%
Woodbridge School District	PK-6	882	19	
Statewide	-	512,652	19,530	89%

Smarter Balanced Assessments

Met or Exceeded Expectations, 2022-23

	Math	ELA
Regional School District 05	69%	76%
Woodbridge School District	81%	82%
Statewide	42%	48%

Woodbridge, Connecticut

Labor Force

CT Department of Labor, 2023

	Woodbridge	State
Employed	4,656	1,822,090
Unemployed	133	71,113

Unemployment Rate

Self-Employment Rate*

*ACS, 2018–2022



Catchment Areas of 15mi, 30mi, and 60mi

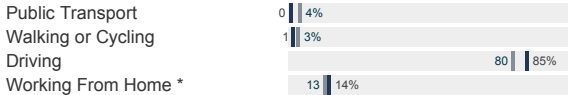


Access

ACS, 2018–2022

	Woodbridge	State
Mean Commute Time *	24 min	26 min
No Access to a Car	4%	9%
No Internet Access	1%	8%

Commute Mode



Public Transit

CT transit Service	-
Other Public Bus Operations	-
Train Service	-

* 5 year estimates include pre-pandemic data

Fiscal Indicators

CT Office of Policy and Management, State FY 2020-21

Municipal Revenue

Total Revenue	\$52,186,553
Property Tax Revenue	\$46,783,705
per capita	\$5,113
per capita, as % of state avg.	159%
Intergovernmental Revenue	\$3,268,877
Revenue to Expenditure Ratio	101%

Municipal Expenditure

Total Expenditure	\$51,721,901
Educational	\$33,022,437
Other	\$18,699,464

Grand List

Equalized Net Grand List	\$1,587,537,299
per capita	\$175,515
per capita, as % of state avg.	108%
Commercial/Industrial Share of Net Grand List	6%
Actual Mill Rate	41.53
Equalized Mill Rate	29.13

Municipal Debt

Moody's Rating (2023)	Aaa
S&P Rating (2023)	-
Total Indebtedness	\$23,680,893
per capita	\$2,618
per capita, as % of state avg.	96%
as percent of expenditures	46%
Annual Debt Service	\$5,951,686
as % of expenditures	12%



Search AdvanceCT's **SiteFinder**, Connecticut's most comprehensive online database of available commercial properties. advancect.org/site-selection/ct-sitefinder

About Town Profiles

The Connecticut Town Profiles are two-page reports of demographic and economic information for each of Connecticut's 169 municipalities. Reports for data are available from profiles.ctdata.org

Feedback is welcome, and should be directed to info@ctdata.org

These Profiles can be used free of charge by external organizations, as long as *AdvanceCT* and *CTData Collaborative* are cited. No representation or warranties, expressed or implied, are given regarding the accuracy of this information.