

Hartford, Connecticut

General

ACS, 2020–2024	Hartford	State
Current Population	121,127	3,624,508
Land Area <i>mi</i> ²	17	4,842
Population Density <i>people per mi</i> ²	6,969	748
Number of Households	49,028	1,434,007
Median Age	33	41
Median Household Income	\$46,411	\$95,781
Poverty Rate	26%	10%

Economy

Top Industries

Lightcast, 2024 (2 and 3 digit NAICS)	Jobs	Share of Industry
1 Health Care and Social Assistance <i>Hospitals</i>	21,663	47%
2 Finance and Insurance <i>Insurance Carriers & Related Activities</i>	16,415	82%
3 Professional, Scientific, and Tech Svc <i>Professional, Scientific, and Tech Svc</i>	11,018	100%
4 Admin and Support and Waste Mgt <i>Administrative and Support Services</i>	5,973	97%
5 Government <i>Local Government</i>	5,321	56%
Total Jobs, All Industries	82,281	

SOTS Business Registrations

Secretary of the State, March 2026

New Business Registrations by Year

Year	2021	2022	2023	2024	2025
Total	1,826	1,730	2,073	1,858	1,876

Total Active Businesses 11,494

Key Employers

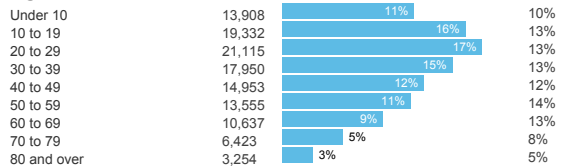
Data from Municipalities, 2026

- State of Connecticut
- Hartford HealthCare
- Aetna (CVS Health)
- Travelers
- The Hartford

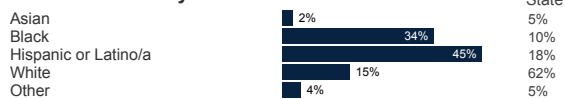
Demographics

ACS, 2020–2024

Age Distribution



Race and Ethnicity

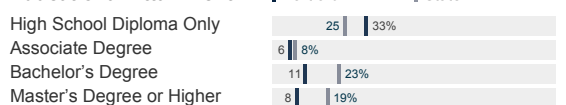


Hispanic includes those of any race. Remaining racial groups include only non-hispanic. 'Other' includes American Indian, Alaska Native, Native Hawaiian, Pacific Islander, two or more races.

Language Spoken at Home



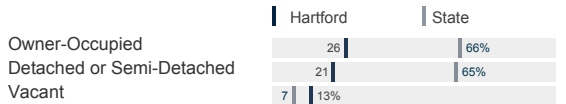
Educational Attainment



Housing

ACS, 2020–2024

	Hartford	State
Median Home Value	\$228,600	\$366,900
Median Rent	\$1,269	\$1,488
Housing Units	56,435	1,541,822



Schools

CT Department of Education, 2025-26

School Districts

School District	Available Grades	Total Enrollment	Pre-K Enrollment	4-Year Grad Rate (2023-24)
Achievement First Hartford Academy	K-12	915	0	82%
Capitol Region Education Council	PK-12	9,118	1,066	90%
Hartford School District	PK-12	15,563	1,332	79%
Jumoke Academy District	PK-12	621	77	
Statewide	-	497,764	20,604	89%

Smarter Balanced Assessments

Met or Exceeded Expectations, 2024-25

School District	Math	ELA
Achievement First Hartford Academy	27%	40%
Capitol Region Education Council	22%	30%
Hartford School District	19%	20%
Jumoke Academy District	16%	20%
Statewide	46%	50%

Hartford, Connecticut

Labor Force

CT Department of Labor, 2025

	Hartford	State
Employed	53,314	1,869,450
Unemployed	3,491	76,777

Unemployment Rate

Self-Employment Rate*

*ACS, 2020–2024



Catchment Areas of 15mi, 30mi, and 60mi



Access

ACS, 2020–2024

	Hartford	State
Mean Commute Time *	23 min	26 min
No Access to a Car	9%	31%
No Internet Access	6%	10%

Commute Mode

Public Transport	3%	13%
Walking or Cycling	3%	5%
Driving	69%	77%
Working From Home *	9%	16%

Public Transit

CT <i>transit</i> Service	Hartford metro, CTfastrak
Other Public Bus Operations	Greater Hartford Transit District (ADA Paratransit Services)
Train Service	Amtrak, Hartford Line

* 5 year estimates include Covid-19 pandemic data

Fiscal Indicators

CT Office of Policy and Management, State FY 2022-23

Municipal Revenue

Total Revenue	\$721,113,000
Property Tax Revenue	\$307,851,000
<i>per capita</i>	\$2,573
<i>per capita, as % of state avg.</i>	77%
Intergovernmental Revenue	\$388,709,000
Revenue to Expenditure Ratio	123%

Municipal Expenditure

Total Expenditure	\$587,034,000
Educational	\$328,374,000
Other	\$258,660,000

Grand List

Equalized Net Grand List	\$6,837,896,972
<i>per capita</i>	\$57,140
<i>per capita, as % of state avg.</i>	29%
Commercial/Industrial Share of Net Grand List	25%
Actual Mill Rate	32.46
Equalized Mill Rate	44.97

Municipal Debt

Moody's Rating (2025)	Baa3
S&P Rating (2025)	BBB
Total Indebtedness	\$388,109,000
<i>per capita</i>	\$3,243
<i>per capita, as % of state avg.</i>	111%
<i>as percent of expenditures</i>	66%
Annual Debt Service	\$56,542,000
<i>as % of expenditures</i>	10%

About Town Profiles

The Connecticut Town Profiles are two-page reports of demographic and economic information for each of Connecticut's 169 municipalities. Reports for data are available from profiles.ctdata.org

Feedback is welcome, and should be directed to info@ctdata.org

These Profiles can be used free of charge by external organizations, as long as *AdvanceCT* and *CTData Collaborative* are cited. No representation or warranties, expressed or implied, are given regarding the accuracy of this information.

This PDF was last updated on 17 March 2026.