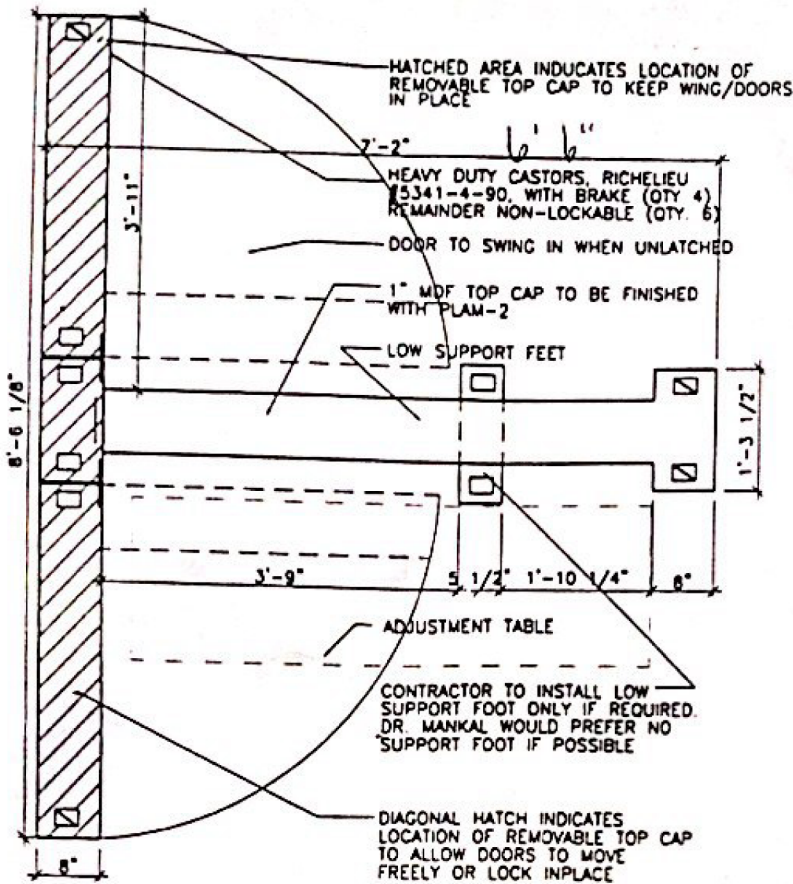


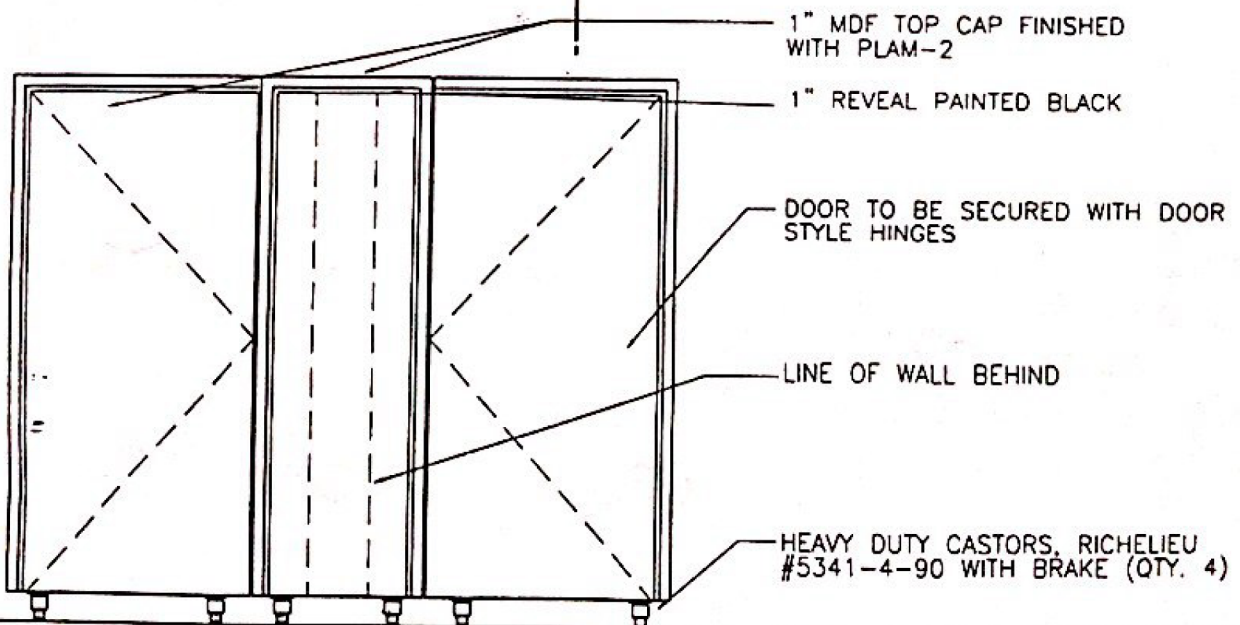
28
16



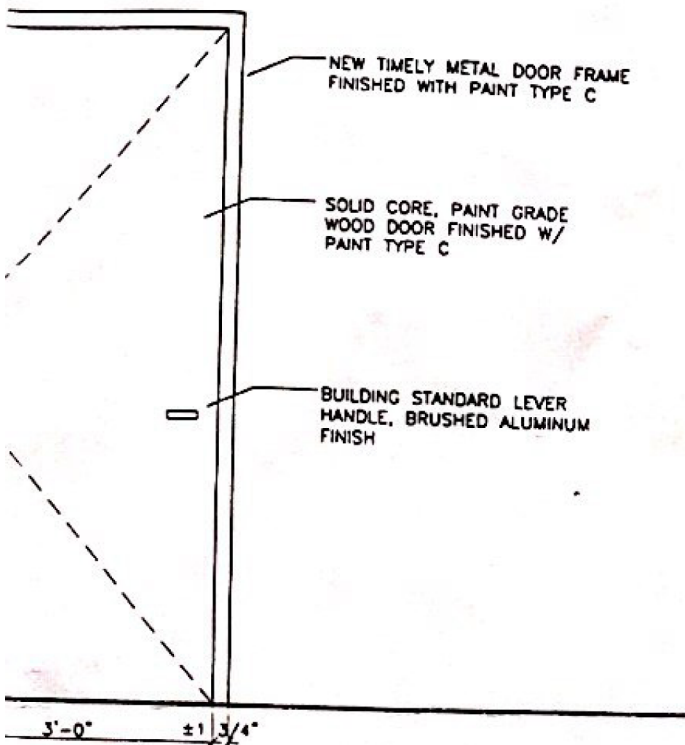
27 PLAN
16 SCALE: 1/2" = 1'-0"

30
16

29 ELEV
16 SCALE:



28 ELEVATION
16 SCALE: 1/2" = 1'-0"



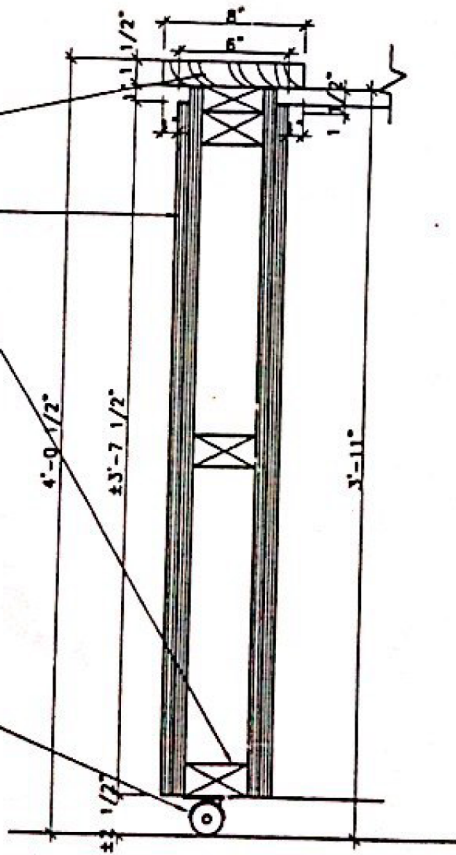
1'-0"

ADJUSTABLE TOP SPINE
FINISHED W/ PLAM-2

THICKNESS OF WALL TO BE 3/4" MDF FINISHED
WITH PLAM-1 WITH 3/4" PLYWOOD SUBSTRATE

ANCHOR BOLTS AS REQUIRED FOR SAFE,
STURDY INSTALLATION

HEAVY DUTY CASTORS, RICHELIEU
1-4-90 WITH BRAKE



30 SECTION

16 SCALE: 3/4" = 1'-0"

This drawing shall not be sealed.

Contractor shall verify all levels, distances and dimensions prior to commencement of work. All errors and omissions are to be reported to the designer immediately.

This drawing is to supply design intent only and is shown construction methods. Contractor shall provide working drawings for approval by designer.

This drawing is the exclusive property of the designer and shall not be reproduced without written approval by the designer.

Contractor not to start construction unless this drawing is signed approved.

Designer is not responsible for making mistakes site conditions.

DATE: AUG 11, 99

1. CONTRACTOR TO VERIFY
ALL SITE DIMENSION

PLAM-1 = NEVAMAR, LAMMATES
#1-W-40, COGNAC BIRDSEYE

PLAM-2 = FORMICA, EBONY OXIDE
#299-58, MATTE FINISH (BLACK)

PLAM-3 = NEVAMAR ES-2-1T
IVORY ESSENCE (OFF-WHITE)

ST-1 = STAIN TO MATCH PLAM-1
BIRDSEYE

NOTE:
REFER TO DWG. 7 FOR
WALL FINISHES LEGEND



Turnbull Design Consultants Ltd.

Suite 240
700 Industrial Avenue
Oshawa, Ontario
L1G 7V1
(416) 738-7600

SOUTHBANK CHIROPRACTIC CENTER
900 Greenbank Rd.
Unit 15
Nepean

MILLWORK DETAILS

DATE: AS NOTED
DRAWN BY: RB & LM
DATE: AUG. 11, 99
PROJECT NO.: 99-610

16