

Snapshot of Halton's Changing Population

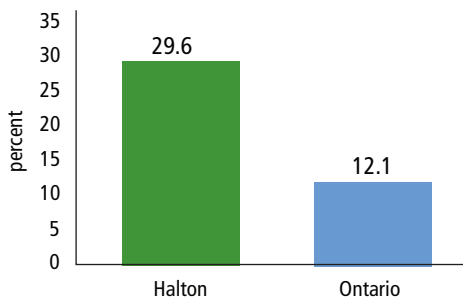


Population Changes

By 2031, Halton's population is expected to reach 780,000; almost double the current population.

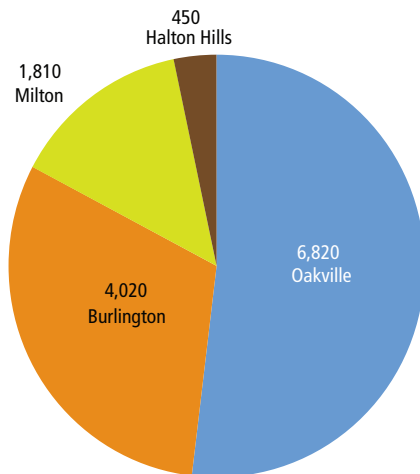
Between 2001 and 2006, the growth rate of foreign born population increased by almost 30% while in comparison Ontario's foreign born population grew by 12%. Of the 30% increase in Halton, less than 6% of the foreign born residents were recent immigrants (those who arrived in Canada within the 5 year period).

Growth in Foreign Born Population (2001-2006)*



Between 2001 and 2006, 13,100 foreign born people moved to Halton.

Number of Foreign Born People who moved to Halton between 2001 and 2006 *



Visible Minorities*

The three largest visible minority groups in Halton are:

- South Asian
- Chinese
- Black

Languages*

Other than English and French, the top three languages spoken most often at home in Halton are:

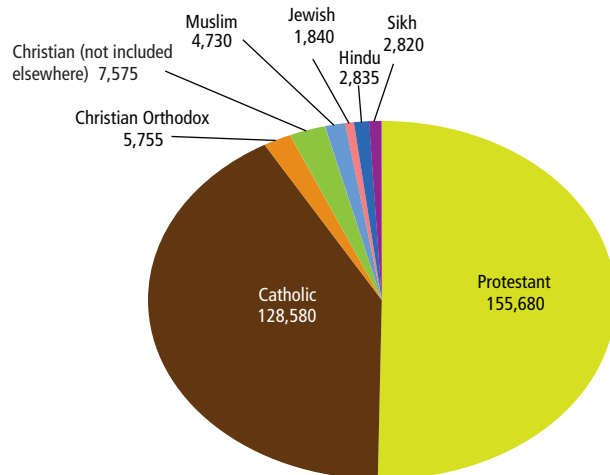
- Chinese
- Polish
- Spanish

Religion

The three largest religions in Halton, excluding Christianity, are:

- Islam
- Hinduism
- Sikhism

Major Religious Communities**



LGBTQ

5-10% of a population self identify as lesbian, gay, bisexual, transsexual, transgender, Two-Spirit, intersex, queer, or questioning (LGBTTIQQ), according to the Registered Nurses' Association of Ontario.

Disabilities

In 2006, adults with disabilities made up 18.1% of all Ontario's adult population 15 years of age and over (Statistics Canada, Participation and Activity Limitation Survey 2006).



Halton Region
 Dial 311 or 905-825-6000
 Toll free 1-866-4HALTON (1-866-442-5866)
 TTY 905-827-9833
www.halton.ca

*Source: 2006 Census
 **Source: 2001 Census