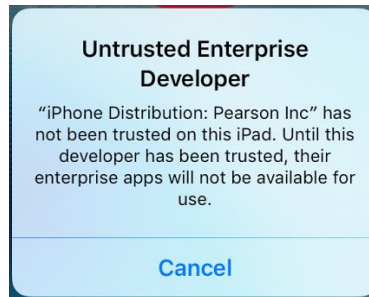
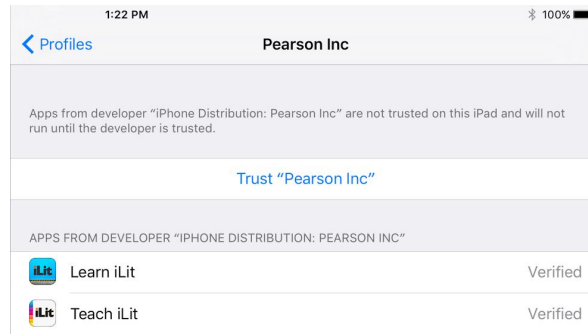


How to install Enterprise ClassView Apps on iOS 9+

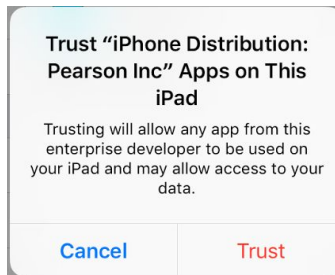
1. Download iLit and open the app. You will see the “Untrusted Enterprise Developer” warning when you try and open iLit for the first time. Tap on Cancel to close this message.



2. Click on Settings - General - Device Management - Pearson Inc



3. Tap on Trust "Pearson Inc" and tap “Trust” on the message that pops up.



4. Tap the Home button and you can now open and login to iLit.