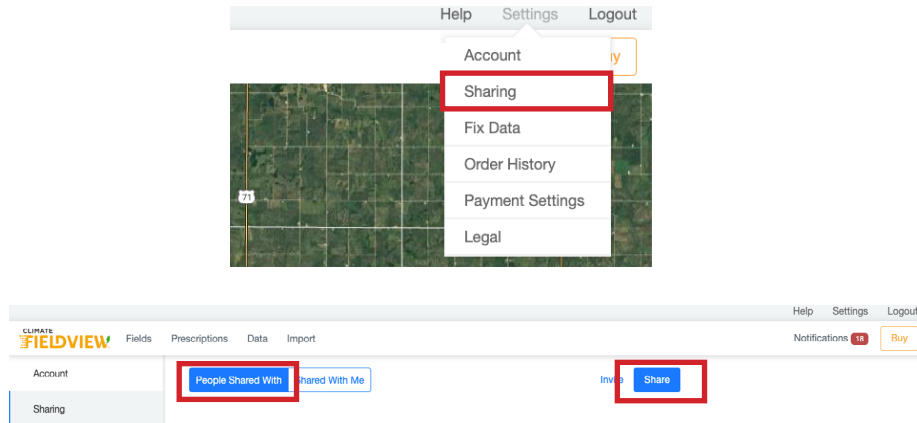
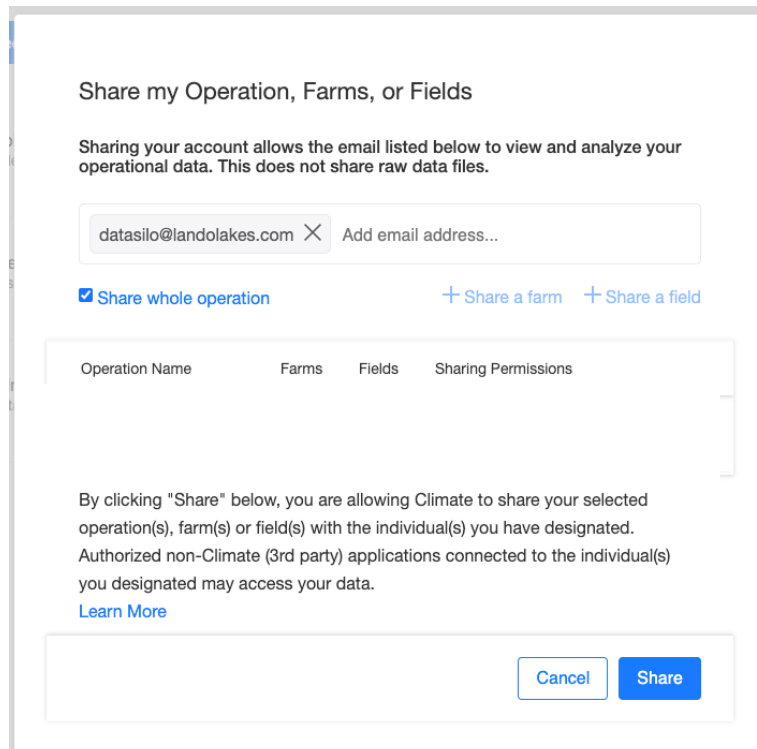


The connection between Climate FieldView and data silo can be completed in 3 easy steps. First, grant sharing access in Climate Fieldview to allow sharing with data silo, then make sure the correct email address from Climate FieldView is mapped in data silo, finally within 24hrs the data sync will be complete.

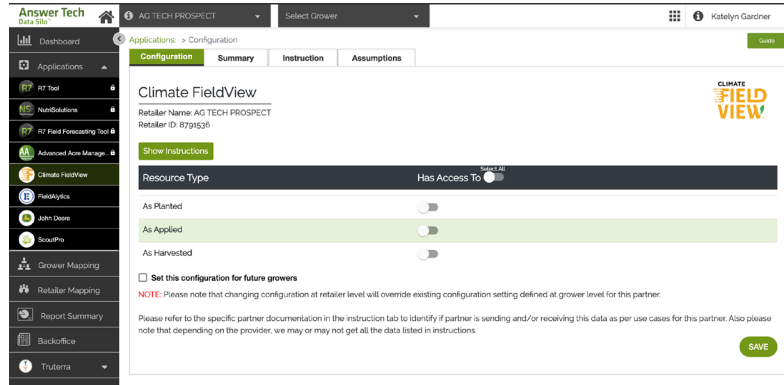
1. Login to grower's Climate FieldView account.
2. After logging in, click on <Settings> and then <Sharing>.
3. Make sure <People Shared With> is highlighted then click the <Share> button.



4. Enter Data Silo partner email (datasilo@landolakes.com) and then select the checkbox <Share whole operation>.
5. Click the <Share> button to complete the setup process within Climate FieldView.



6. Login to Data Silo and select a grower (or do it at retailer level).
7. Select <Applications> on the left-navigation menu and then click Climate FieldView.
8. Toggle the <Has Access To> icon(s) on for As Planted, As Applied and/or As Harvested resource type and then click <SAVE>.



9. Select the home icon to go back to dashboard landing page of Data Silo.
10. Select <Grower Mapping> on the left-navigation menu and then select Climate FieldView on the left side of the screen. (This is only available when no grower is selected) All growers in data silo should show up in the list
11. Enter the grower’s email address that they are using for FieldView under <Climate Email ID>.
12. Click the green check mark to save the Climate Email ID. If there is an error with the connection the email can be edited with the pencil icon. At this point, all the connections are setup for the data to sync from Climate FieldView to Data Silo.

Grower Business Name	WinField United Grower ID (RGK)	Climate Email ID (Click on down arrow icon to filter)	Last Sync Date	Mapping Date	Comments
Ag Tech Prospect	1286300	Enter Climate Email ID ✓ ✗	-	-	Pending mapping
ALLISON EIBEY	1227713	Enter Climate Email ID ✓ ✗	-	-	Pending mapping
CARLSON DAIRY	1191638	Enter Climate Email ID ✓ ✗	-	-	Pending mapping
JASON TEST GROWER	1229856	Enter Climate Email ID ✓ ✗	-	-	Pending mapping
JOHNSON CROSSING	1227565	Enter Climate Email ID ✓ ✗	-	-	Pending mapping

Data Not Syncing?

- Wait 24hrs for data sync job to complete
- Make sure the comments section says “Synced Successfully”
- Make sure a mapping date is populated
- Check last sync date
- Check “Partner Mapping Stats” tab on dashboard and view the error notes