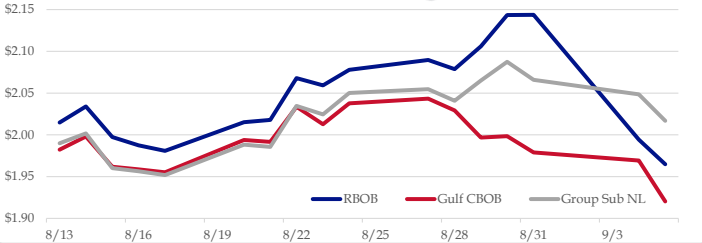


## Gasoline

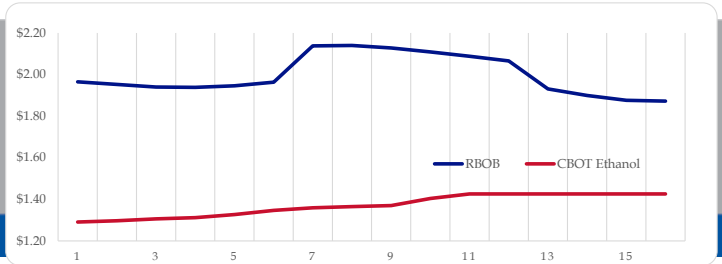
	RBOB	Change	Gulf CBOB	Change	Group Sub NL	Change	Gulf Basis	Group Basis
9/6	\$1.9789	\$0.0141	\$1.9344	\$0.0146	\$2.0312	\$0.0144	\$ (0.0450)	\$ 0.0520
9/5	\$1.9648	-\$0.0294	\$1.9203	-\$0.0489	\$2.0168	-\$0.0317	\$ (0.0445)	\$ 0.0519
9/4	\$1.9942	-\$0.1495	\$1.9692	-\$0.0098	\$2.0485	-\$0.0175	\$ (0.0251)	\$ 0.0543
8/31	\$2.1437	\$0.0002	\$1.9790	-\$0.0194	\$2.0660	-\$0.0215	\$ (0.1648)	\$ (0.0778)
8/30	\$2.1435	\$0.0375	\$1.9984	\$0.0015	\$2.0875	\$0.0225	\$ (0.1452)	\$ (0.0560)
8/29	\$2.1060	\$0.0273	\$1.9969	-\$0.0324	\$2.0650	\$0.0240	\$ (0.1092)	\$ (0.0410)
8/28	\$2.0787	-\$0.0109	\$2.0293	-\$0.0141	\$2.0409	-\$0.0139	\$ (0.0495)	\$ (0.0378)
8/27	\$2.0896	\$0.0117	\$2.0434	\$0.0055	\$2.0548	\$0.0047	\$ (0.0463)	\$ (0.0348)

RBOB Technicals		
Indicator	Direction	Resistance
MACD	Neutral	2.1906 June High
Stochastics	Bullish	2.1850 July High
RSI	Neutral	1.9671 Aug Low
ADX	Neutral	1.9363 April Low
Momentum	Bullish	
Bias:	Neutral	

## Gasoline History



## Gasoline Forward Curve

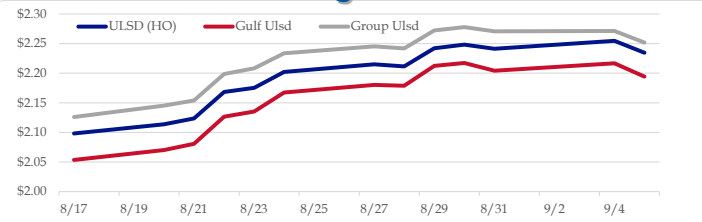


## Diesel

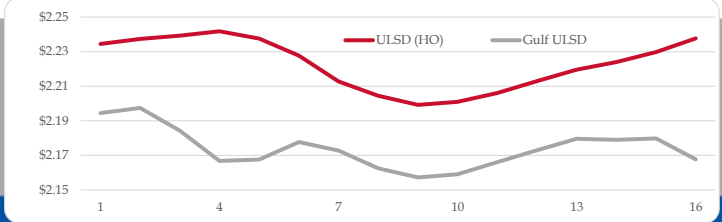
	ULSD (HO)	Change	Gulf Ulstd	Change	Group Ulstd	Change	Gulf Basis	Group Basis
9/6	\$2.2416	\$0.0071	\$2.2014	\$0.0071	\$2.2579	\$0.0061	\$ (0.0407)	\$ 0.0161
9/5	\$2.2345	-\$0.0202	\$2.1943	-\$0.0325	\$2.2518	-\$0.0196	\$ (0.0402)	\$ 0.0173
9/4	\$2.2547	\$0.0134	\$2.2168	\$0.0127	\$2.2714	\$0.0005	\$ (0.0379)	\$ 0.0166
8/31	\$2.2413	-\$0.0070	\$2.2041	-\$0.0132	\$2.2709	-\$0.0071	\$ (0.0372)	\$ 0.0296
8/30	\$2.2483	\$0.0062	\$2.2173	\$0.0050	\$2.2779	\$0.0056	\$ (0.0310)	\$ 0.0296
8/29	\$2.2421	\$0.0307	\$2.2123	\$0.0334	\$2.2723	\$0.0304	\$ (0.0298)	\$ 0.0302
8/28	\$2.2114	-\$0.0035	\$2.1789	-\$0.0015	\$2.2419	-\$0.0035	\$ (0.0325)	\$ 0.0305
8/27	\$2.2149	\$0.0127	\$2.1804	\$0.0130	\$2.2454	\$0.0116		

HO Technicals		
Indicator	Direction	Resistance
MACD	Bullish	2.3069 2018 High
Stochastics	Overbought	2.2575 Aug High
RSI	Neutral	2.051 200 Day MA
ADX	Bullish	2.0417 July Low
Momentum	Bullish	
Bias:	Bullish	

## Diesel History



## Diesel Forward Curve



## Crude

	WTI	Change	Brent	Change
9/6	\$68.96	\$0.24	\$77.54	\$0.27
9/5	\$68.72	-\$1.15	\$77.27	-\$0.90
9/4	\$69.87	\$0.07	\$78.17	\$0.53
8/31	\$69.80	-\$0.45	\$77.64	-\$0.13
8/30	\$70.25	\$0.74	\$77.77	\$0.63
Line 1	Change	Line 2	Change	
CPL space	0.0085	\$0.0023	-\$0.0090	\$0.0017

## Refinery Margins

				Vs WTI				Vs Brent				Group / WCS	
	Gulf Gas	Gulf Diesel	3/2/1	5/3/2	Gulf Gas	Gulf Diesel	3/2/1	5/3/2					
9/6	\$11.93	\$23.44	\$15.77	\$16.53	\$3.38	\$14.89	\$7.22	\$7.98		34.62			
9/5	\$12.83	\$23.23	\$16.30	\$16.99	\$4.53	\$14.93	\$8.00	\$8.69		35.79			
8/31	\$13.32	\$22.77	\$16.47	\$17.10	\$5.48	\$14.93	\$8.63	\$9.26		36.27			
8/30	\$13.68	\$22.88	\$16.75	\$17.36	\$6.16	\$15.36	\$9.23	\$9.84		39.57			

## Economic Indicators

	Settle	Change
S&P 500	2,888	-10.00
DJIA	25,975	22.51
Nasdaq	7,523	-131.29
EUR/USD	1.1634	0.0019
USD Index	95.12	-0.60
US 10 YR YIELD	2.90%	0.00
US 2 YR YIELD	2.66%	0.00
Oil Volatility Index	26.70	-0.08
S&P Volatility Index (VIX)	13.16	0.75
Nikkei 225 Index	22,530	10.00

## Commodity Futures

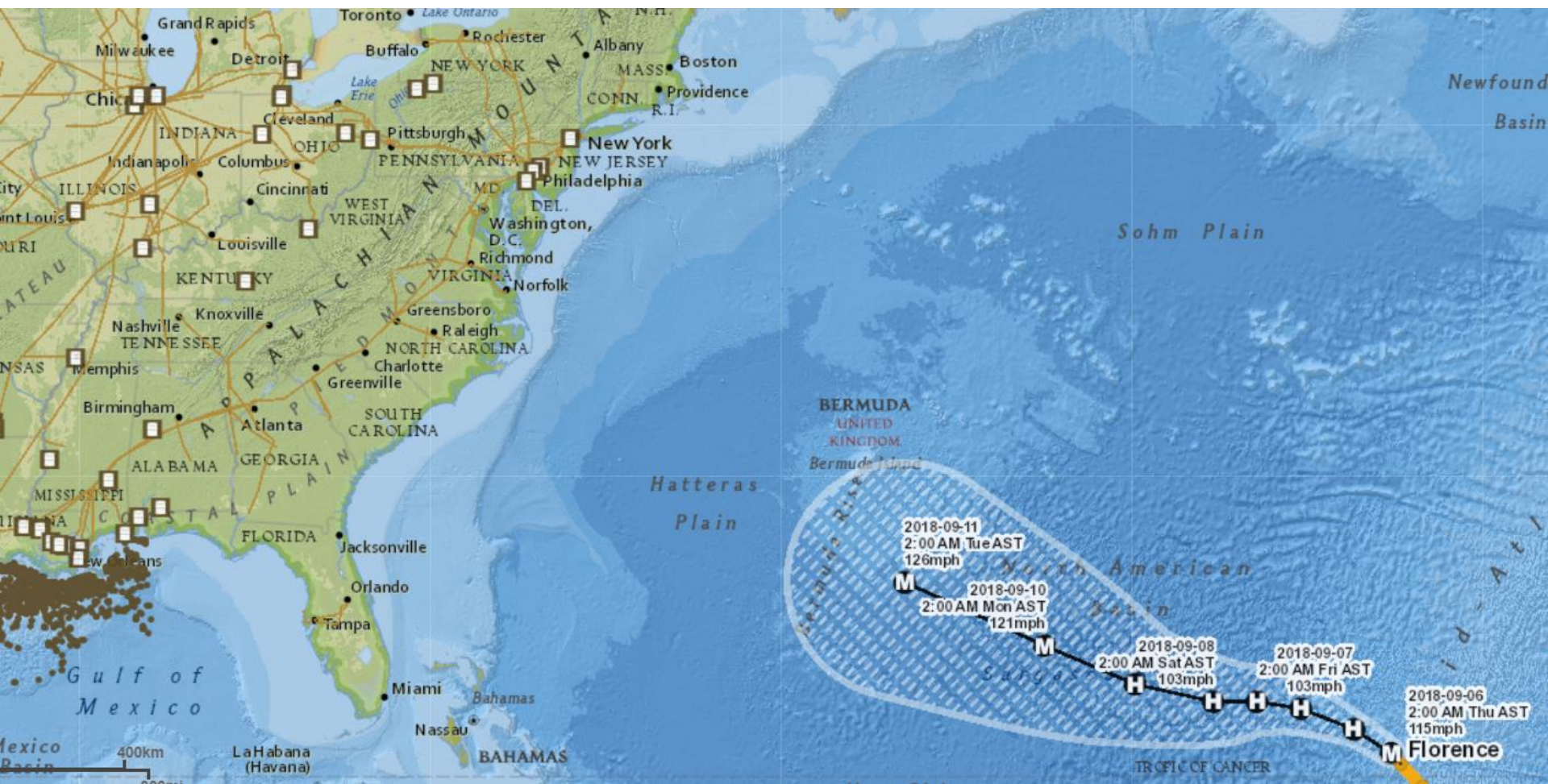
	Settle	Change
Ethanol	1.291	-0.005
NatGas	2.795	-0.028
Gold	1,195	7.1
Silver	14.12	-0.36
Copper	2.59	0.037
FCOJ	156.60	-0.10
Corn	351.75	0.00
Soy	825.50	2.00
Wheat	493.75	-3.75
Ethanol RINs	0.2090	0.001
Butane	1.222	-0.026
Propane	1.047	-0.010

## Diesel Forward Curve

Indicative forward prices for ULSD at Gulf Coast area origin points. Prices are estimates only.

Del. Month	Price	Differential	3 Mo. Avg	6 Mo. Avg
Sep-18	\$2.1974	-\$0.0385		
Oct-18	\$2.1843	-\$0.0535		
Nov-18	\$2.1668	-\$0.0735	\$2.1828	
Dec-18	\$2.1676	-\$0.0685		
Jan-19	\$2.1777	-\$0.0475		
Feb-19	\$2.1728	-\$0.0395	\$2.1727	\$2.1778
Mar-19	\$2.1625	-\$0.0395		
Apr-19	\$2.1572	-\$0.0405		
May-19	\$2.1590	-\$0.0405	\$2.1596	
Jun-19	\$2.1661	-\$0.0355		
Jul-19	\$2.1730	-\$0.0355		
Aug-19	\$2.1796	-\$0.0355	\$2.1729	\$2.1662
12 Month Avg	\$2.1720	-\$0.0457		

\*SOURCES: Nymex, CBOT, NYSE, ICE, NASDAQ, CME Group, CBOE. Prices delayed.



delayed by one day.

## HOLIDAY RELEASE SCHEDULE

The standard release time and day of the week will be at 10:30 a.m. (Eastern time) on Wednesdays with the following exceptions. All times are Eastern.

Data for the week ending	Alternate Release Date	Release Day	Release Time	Holiday
December 30, 2016	January 5, 2017	Thursday	11:00 a.m.	New Year's
January 13, 2017	January 19, 2017	Thursday	11:00 a.m.	Martin Luther King Jr.
February 17, 2017	February 23, 2017	Thursday	11:00 a.m.	President's
May 26, 2017	June 1, 2017	Thursday	11:00 a.m.	Memorial
June 30, 2017	July 6, 2017	Thursday	11:00 a.m.	Independence
September 1, 2017	September 7, 2017	Thursday	11:00 a.m.	Labor
October 6, 2017	October 12, 2017	Thursday	11:00 a.m.	Columbus
December 22, 2017	December 28, 2017	Thursday	11:00 a.m.	Christmas
December 29, 2017	January 4, 2018	Thursday	11:00 a.m.	New Year's
January 12, 2018	January 18, 2018	Thursday	11:00 a.m.	Martin Luther King Jr.
February 16, 2018	February 22, 2018	Thursday	11:00 a.m.	President's
May 25, 2018	May 31, 2018	Thursday	11:00 a.m.	Memorial
June 29, 2018	July 5, 2018	Thursday	11:00 a.m.	Independence
August 31, 2018	September 6, 2018	Thursday	11:00 a.m.	Labor
October 5, 2018	October 11, 2018	Thursday	11:00 a.m.	Columbus
November 9, 2018	November 15, 2018	Thursday	11:00 a.m.	Veterans
December 21, 2018	December 28, 2018	Friday	11:00 a.m.	Christmas
December 28, 2018	January 4, 2019	Friday	11:00 a.m.	New Year's