



SUNY Guided Pathways February Learning Session: Institute #3 Preview and Pre-work

February 11, 2021

3-4:30

Zoom Reminders

- We are so glad you are here!
- Please change your name to display your full name (click on Participants, More, and Rename)
- Use mute button in Zoom if you are not speaking
- Please note that this session is being recorded
- Use the chat feature throughout the session to share questions or thoughts that come to mind





Introductions




Renee Dimino

SUNY Guided Pathways Project Director, Associate Professor & College Success Adjunct Coordinator, Monroe Community College

Jess Wilkie

SUNY Guided Pathways Lead Coach, Director of Guided Pathways, Community College of Rhode Island





A minimalist white desk with a beige chair, a small potted plant, and a framed abstract artwork.

Agenda

- Institute #3 Preview
- Choosing your institute team
- Team Facilitator role
- Institute #3 pre-work assignments
- Small group conversation
- Share out
- Looking ahead



Keynote and Concurrent Session Speakers



Pre-institute April 14, 2021

Alumni Meeting, presented by
Melinda Karp, Founder, Phase 2
Advisory and Mohawk Valley
Community College

SUNY-wide Keynote, presented by
Dr. Randy VanWagoner, President,
Mohawk Valley Community College



Institute Day 1 April 15, 2021

- Team Facilitators Meet with Coaches
- Keynote with Presenter Melinda Karp
- Large Group Activity with Presenter Melinda Karp
- Concurrent Sessions
- Team Strategy Time
- Optional Reception



Institute Day 2 April 16, 2021

- Keynote with Presenter Dr. Tia Brown McNair, Vice President in the Office of Diversity, Equity, and Student Success, AAC&U
- Concurrent Sessions
- Student Perspectives with students from Jamestown Community College
- Team Strategy Time
- Closing with Team Facilitator Report Out



Choosing Your Institute Team

Cohort II Colleges (team of 5-9)

Required participants

- Team Facilitator
- Executive Lead

Recommended participants

- Chief Academic Officer
- Chief Student Services Officer
- Faculty leaders (from developmental education and gatekeeper English, math, or reading-intensive gatekeeper courses)
- Advising leader
- Admissions/Orientation leader

Alumni Colleges (team of 2-5)

- Representatives that provide consistency
- Newcomers to guided pathways



This Photo by Unknown Author is licensed under [CC BY](#)

Team Facilitator Role

Logistics

- Sending out and ensuring registration of institute team (5-9)
 - Engage this group with the pre-work and post work
 - Explain commitment to entire institute including team time, with pre-institute optional
- Encouraging college-wide participation
 - Encourage review of Guided Pathways website
 - Invitation to keynotes and selected concurrent sessions
- Confirming Executive Lead participation

Alumni

- Registering institute team (2-5)
- Encouraging college-wide participation, including Alumni Meeting on **April 14 from 1-3, presented by Melinda Karp and Mohawk Valley Community College**

Team Facilitator Role

Institute Pre-work

- Collecting documents and data necessary to complete the pre-work
- Gathering institute team to complete the pre-work – if you haven't already, schedule meetings as soon as possible
- Finalizing and submitting pre-work assignments by the deadline (**end of the day on April 9, 2021**)
- Communicating with coach for any assistance
- Facilitating completion and timely submission of post work with institute team (**end of day on May 20, 2021**)

Alumni

- Gathering Cohort I institute #3 pre-work and distributing to the institute team for review

Team Facilitator Role

During the Institute

- Meet with coach at start of institute
- Ensure that the institute team attends all sessions
- Coordinate division of concurrent session – now at registration
- Facilitate team strategy session
- Encourage team to complete evaluations

Alumni - same





Team Facilitator Role

Other considerations

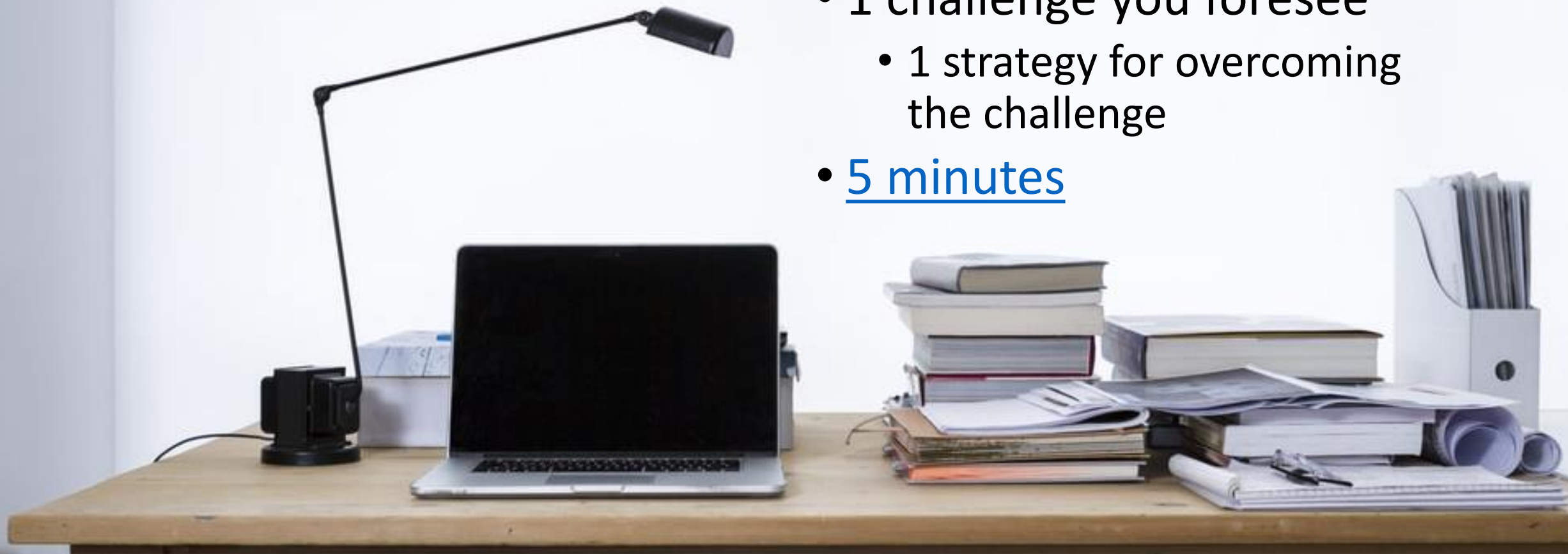
- Prepping new institute team members and college-wide participants
- Including as many voices as possible under deadlines
- Working with Executive Lead
- Communication with coach and project director

Institute #3 Pre-work Assignment

- Reading List
- Flowchart activity
- Student Focus Groups
- CCSSE Data / Student Surveys
- Short-term Action Plan

Time to Reflect

- 2 goals for institute #3
 - 1 action toward the goal
- 1 challenge you foresee
 - 1 strategy for overcoming the challenge
- 5 minutes



Small Group Conversation

Directions for breakout rooms

- Note your breakout room number for report out
- Choose someone to report out. *1 minute
- Each person gets two- three minutes to share, then general conversation
- Person with next birthday goes first

In breakout rooms with 3-4 of your colleagues across SUNY discuss the following:

- 2 goals for institute #3
 - 1 action toward the goal
- 1 challenge you foresee
 - 1 strategy for overcoming the challenge

Two professional microphones are shown against a dark, textured background. The microphone in the foreground is a silver, cylindrical condenser microphone with a fine mesh grille. It is positioned diagonally, pointing towards the upper right. A second, similar microphone is visible in the background, slightly out of focus and pointing towards the upper left. The lighting is soft, highlighting the metallic surfaces and the texture of the grilles.

Report out

1 minute to tell us the highlights of your conversation

A Look Ahead

- Scale of Adoption Assessment, college consensus responses by February 17
- Facilitated Consensus Meetings begin February 18
- Institute #3 Pre-work Due April 9
- Key Performance Indicator Data Due EOD August 20
- Institute #4 September 30 & October 1, pre-institute Sept 29
- Questions

