

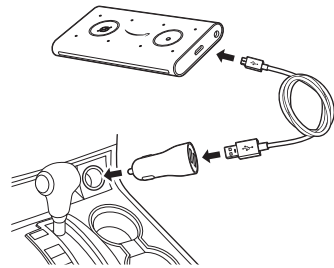
## What's in the box



## 1. Plug in your Echo Auto

Connect one end of the included micro-USB cable into the Echo Auto micro-USB port. Plug the other end of the cable into your car's 12V power outlet (using the included in-car power adapter). You can also use your car's built-in USB port, if available.

Turn on your car to power on the device. You will see a sweeping orange light and Alexa will greet you. Your Echo Auto is now ready for set up. If you don't see a sweeping orange light after 1 minute, hold down the Action button for 8 seconds.



Use the items included in the original Echo Auto package for optimal performance.

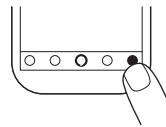
## 2. Download the Alexa App

Download the latest version of the Alexa App from the app store.

The app helps you get more out of your Echo Auto. It's where you set up calling and messaging, and manage music, lists, settings, and news.

## 3. Set up your Echo Auto using the Alexa App

Tap the Devices icon in the lower right of the Alexa App, then follow the instructions to set up a new device.

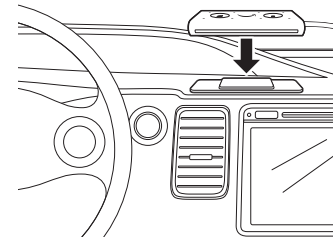


Echo Auto utilizes your smartphone plan and the Alexa App for connectivity and other features. Carrier charges may apply. Please consult your carrier for information on any fees and limitations that apply to your plan.

For troubleshooting and more information, go to Help & Feedback in the Alexa App.

## 4. Mount your Echo Auto

Identify a flat surface near the center of your car's dashboard to mount your Echo Auto. Clean the dashboard surface with the included alcohol cleaning pad, then peel the plastic cover off the included dash mount. Place the dash mount so that Echo Auto is positioned horizontally with the LED light bar facing the driver.

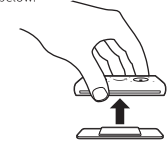


## Talking to your Echo Auto

To get the attention of your Echo Auto, simply say "Alexa." See the included Things to Try card to help you get started.

## Storing your Echo Auto

If you want to store your Echo Auto, unplug the cables and remove the device from the dash mount as shown below.



If your car is going to be parked for an extended period of time, we recommend that you unplug the in-car power adapter.

## Give us your feedback

Alexa will improve over time, with new features and ways to get things done. We want to hear about your experiences. Use the Alexa App to send us feedback or visit [www.amazon.com/devicesupport](http://www.amazon.com/devicesupport).