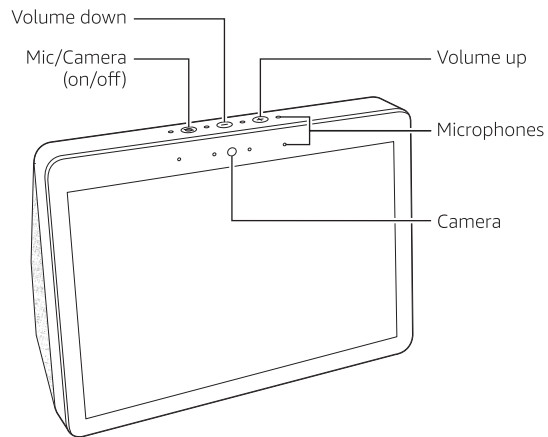


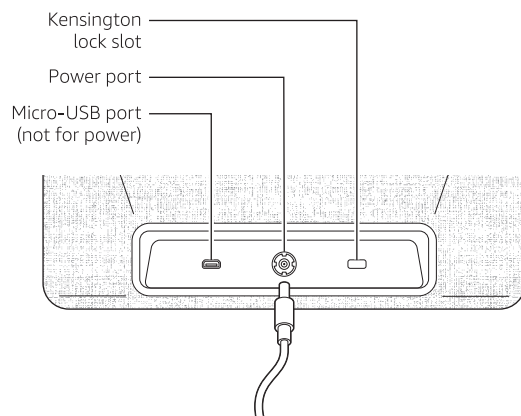
Getting to know your Echo Show



Also included: Power adaptor

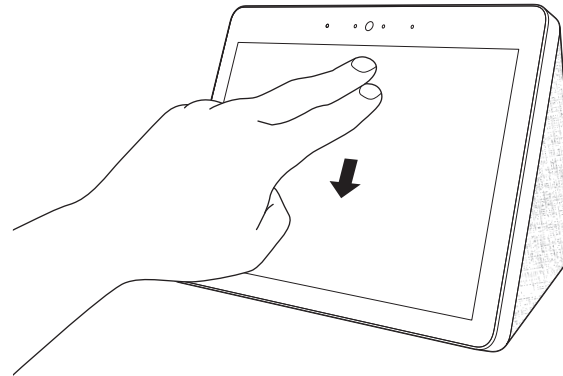
1. Plug in your Echo Show

Plug the power adaptor into your Echo Show and then into an electrical socket. You must use the items included in the original Echo Show package for optimal performance. In about a minute, the display will turn on and Alexa will greet you.



To change your settings

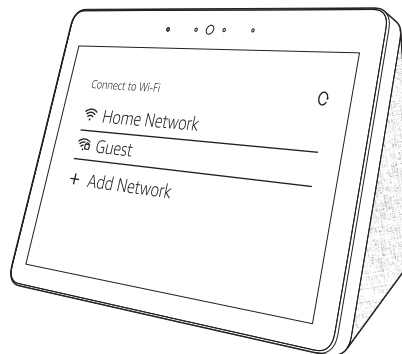
To access Settings, swipe down from the top of the screen, or say "Alexa, show Settings".



2. Set up your Echo Show

Follow the on-screen instructions to set up your Echo Show. During setup, you will connect your Echo Show to the Internet, so you can access Amazon services.

To learn more about Echo Show, go to Help & Feedback in the Alexa App, or visit www.amazon.com/devicesupport.



Getting started with your Echo Show

Interacting with your Echo Show

A short press of the Mic/Camera button will turn off the microphones and camera, and the button will turn red.

Alexa App

Download the latest version of the Alexa App from the app store. The app helps you get more out of your Echo Show. It's where you see an overview of your requests and manage your contacts, lists, news, music and settings. You can also start the setup process from your computer browser.

For UK Customers:
<https://alexa.amazon.co.uk>

For Indian Customers:
<https://alexa.amazon.in>

For Australian and New Zealand Customers:
<https://alexa.amazon.com.au>

Give us your feedback

Alexa will improve over time, with new features and ways to get things done. We want to hear about your experiences. Use the Alexa App to send us feedback or visit www.amazon.com/devicesupport.

3. Set up your compatible Zigbee smart home devices

To set up compatible Zigbee smart home devices, simply say "Alexa, discover my devices", or tap the Devices icon in the lower right of the Alexa App.

Power on your compatible Zigbee smart home devices or put them into setup mode. For help and more information, go to Menu > Help & Feedback > Alexa > Smart Home in the Alexa App.

You can also manage and rename devices in the Smart Home section of the Alexa App.