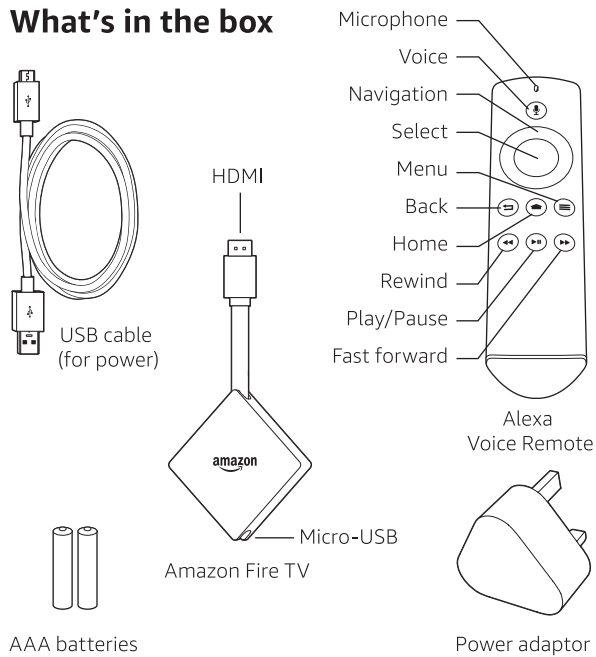
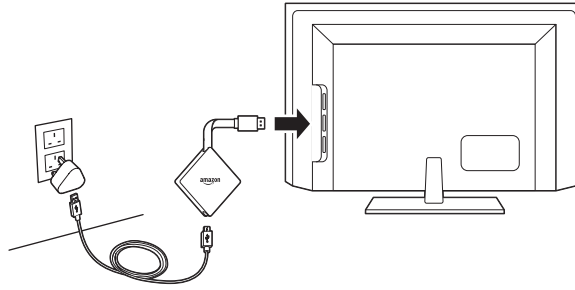


What's in the box



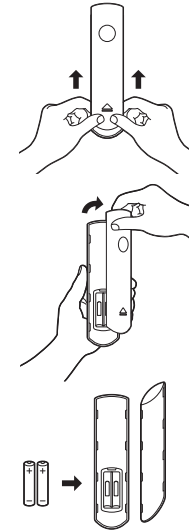
1. Connect your Amazon Fire TV

Insert one end of the USB cable into your Fire TV and the other end into the power adaptor. Plug your Fire TV into the HDMI port on your TV and then plug the power adaptor into a nearby socket. Turn on your TV and then select the appropriate HDMI input.



2. Power up your Alexa Voice Remote

Open the back of the remote, as shown, and insert the included batteries.



3. Complete the on-screen setup

Using your Alexa Voice Remote, follow the on-screen instructions.

- Choose a language from the list.
- Select your Wi-Fi network from the networks displayed on the screen.

Note: If your Wi-Fi network is password-protected, have your Wi-Fi network password handy to connect your Fire TV to the Internet. If your network is hidden, select the "Join Other Network" tile from the list. If required, enter your network password using the on-screen keyboard.

Registering your Amazon Fire TV

If you purchased your Amazon Fire TV online from Amazon using your Amazon account, it is already registered to you.

If you received your Amazon Fire TV as a gift or it is not yet registered, please follow the on-screen instructions to register your device.

Tips and troubleshooting

Wi-Fi

- Use the 5 GHz band on your wireless router, if available, for best Wi-Fi performance.
- If you see a lock icon, your Wi-Fi network requires your password, so make sure you have it available. The password is not your Amazon account password.
- If you need help finding your Wi-Fi password, go to www.amazon.com/wifi.
- Ensure your Internet connection is working properly. Restarting your router and modem will solve most Wi-Fi network issues.
- Do not place your wireless router in a cabinet as it may affect Wi-Fi signal strength.

Remote pairing

Having trouble with your remote? First, remove and reinsert the batteries in your remote. The remote should automatically pair with your device. If your remote isn't discovered, press the Home button for at least 10 seconds.

For more troubleshooting and information, go to www.amazon.com/devicesupport